



US00D488324S

(12) **United States Design Patent**  
**Stanton**

(10) **Patent No.:** **US D488,324 S**

(45) **Date of Patent:** **\*\* Apr. 13, 2004**

(54) **CHEST**

(75) **Inventor:** **Shawn Christopher Stanton**, High Point, NC (US)

(73) **Assignee:** **Thomasville Furniture Industries, Inc.**, Thomasville, NC (US)

(\*\*) **Term:** **14 Years**

(21) **Appl. No.:** **29/181,309**

(22) **Filed:** **May 8, 2003**

(51) **LOC (7) Cl.** ..... **06-04**

(52) **U.S. Cl.** ..... **D6/441**

(58) **Field of Search** ..... D6/436, 437-439, D6/441, 445-448, 470; 312/114, 117, 204, 224

(56) **References Cited**

**U.S. PATENT DOCUMENTS**

- D363,393 S \* 10/1995 Berry, Jr. et al. .... D6/439
- D420,229 S \* 2/2000 O'Hare ..... D6/441
- D460,636 S \* 7/2002 Stanton ..... D6/439

**OTHER PUBLICATIONS**

Furniture Today, CY Designs Armoire, p. 185, Apr. 3, 2000.\*  
Photo of Dresser, Macy's New York, 2001.

Photo of Chest, source and date unknown, available as of the filing date.

Photo of Chest, Christie's brochure, date unknown, available as of the filing date.

\* cited by examiner

*Primary Examiner*—Cathron C. Brooks  
(74) *Attorney, Agent, or Firm*—Womble Carlyle Sandridge & Rice, PLLC

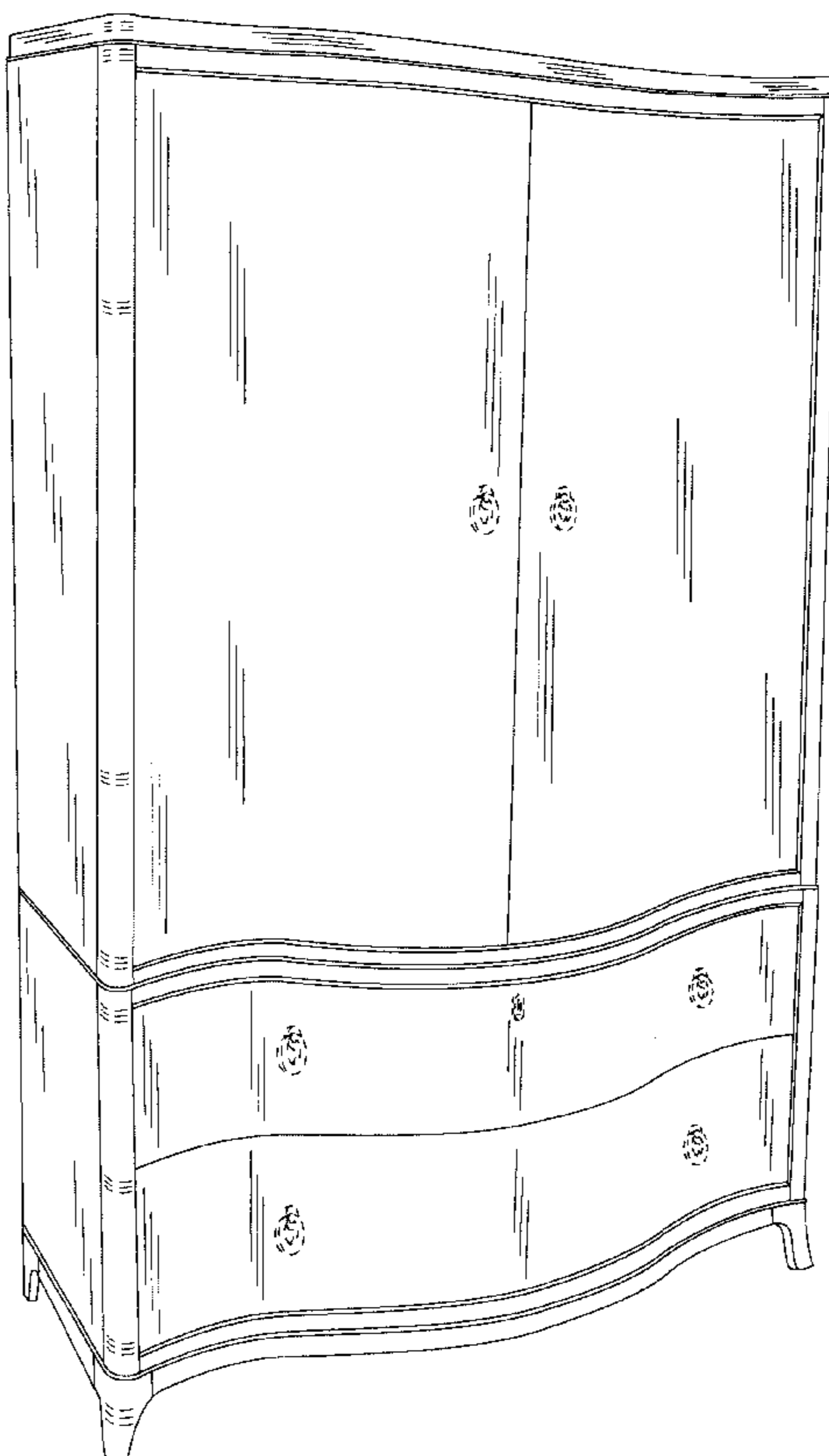
(57) **CLAIM**

The ornamental design for a chest, as shown and described.

**DESCRIPTION**

FIG. 1 is a left front perspective view of a chest showing my new design;  
FIG. 2 is a side elevational view, the opposite side being a mirror image thereof;  
FIG. 3 is a front elevational view thereof; and,  
FIG. 4 is a top view thereof.  
The views of the chest not shown form no part of the claimed design. The broken lines depicting hardware represent environmental elements only and form no part of the claimed design.

**1 Claim, 4 Drawing Sheets**



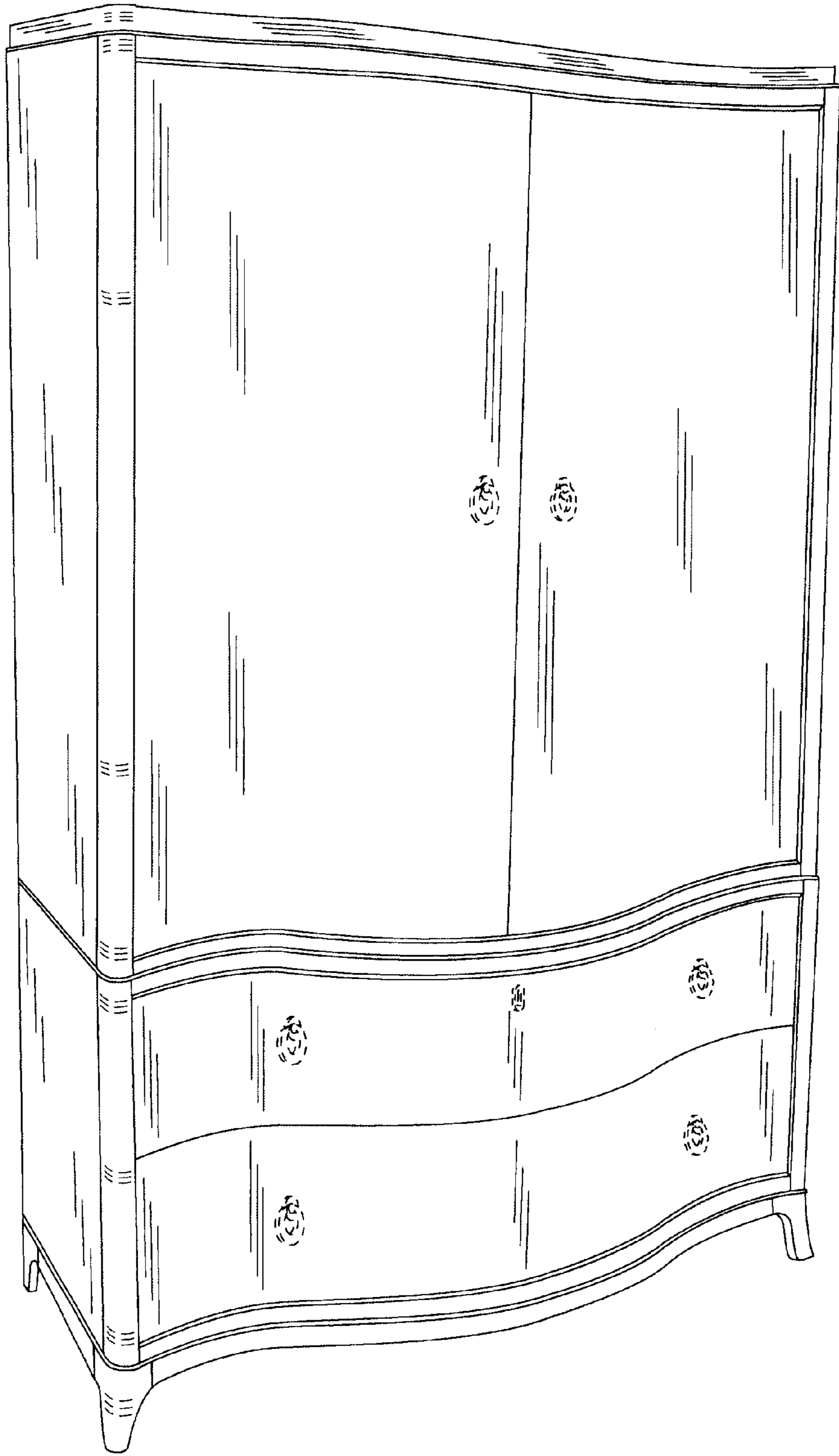


FIG. 1

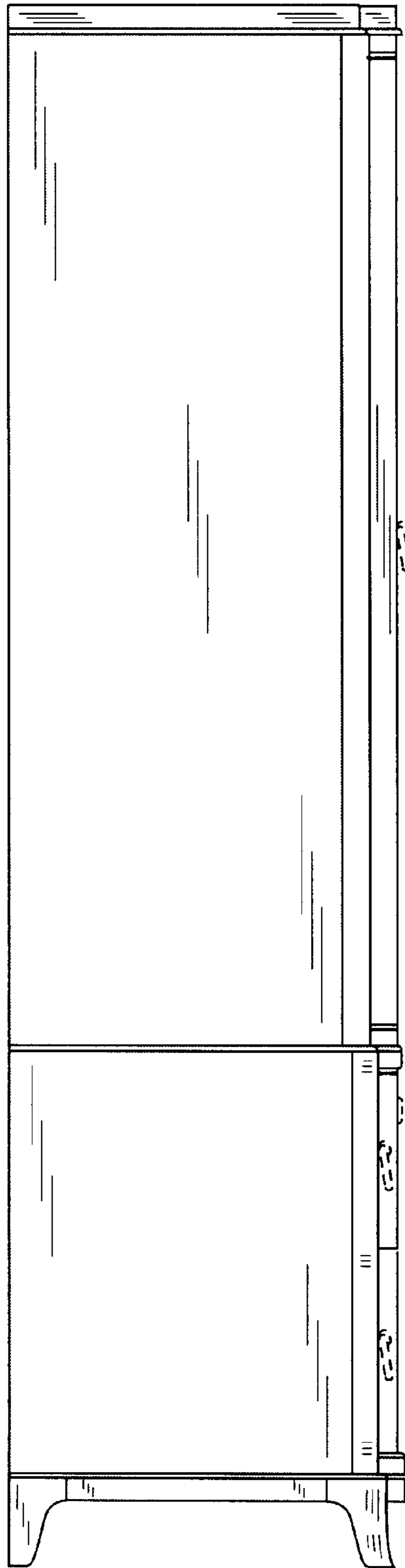


FIG. 2




FIG. 3

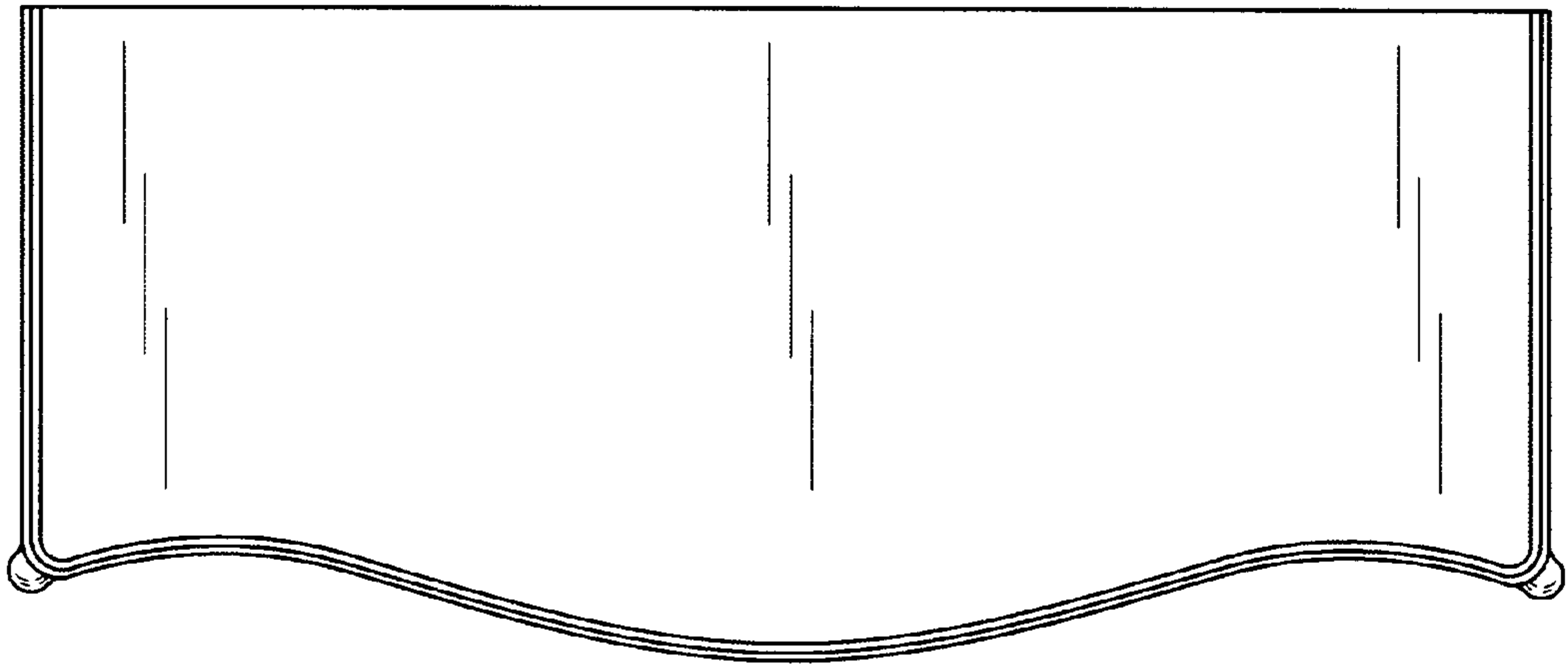


FIG. 4