



US00D488323S

(12) **United States Design Patent**  
**Clucas**

(10) **Patent No.:** **US D488,323 S**

(45) **Date of Patent:** **\*\* Apr. 13, 2004**

(54) **LINEN CABINET**

D464,824 S \* 10/2002 Winter ..... D6/436  
D467,447 S \* 12/2002 Camfferman et al. .... D6/438

(75) Inventor: **Michael Clucas**, Newark, DE (US)

\* cited by examiner

(73) Assignee: **Zenith Products Corp.**, New Castle, DE (US)

*Primary Examiner*—Cathron C. Brooks  
(74) *Attorney, Agent, or Firm*—Edgar A. Zarins; Lloyd D. Doigan

(\*\*) Term: **14 Years**

(21) Appl. No.: **29/183,601**

(57) **CLAIM**

(22) Filed: **Jun. 13, 2003**

The ornamental design for a linen cabinet, as shown and described.

(51) **LOC (7) Cl.** ..... **06-04**

**DESCRIPTION**

(52) **U.S. Cl.** ..... **D6/438; D6/445**

(58) **Field of Search** ..... D6/432–448, 470;  
312/237, 278, 279, 204, 205, 224

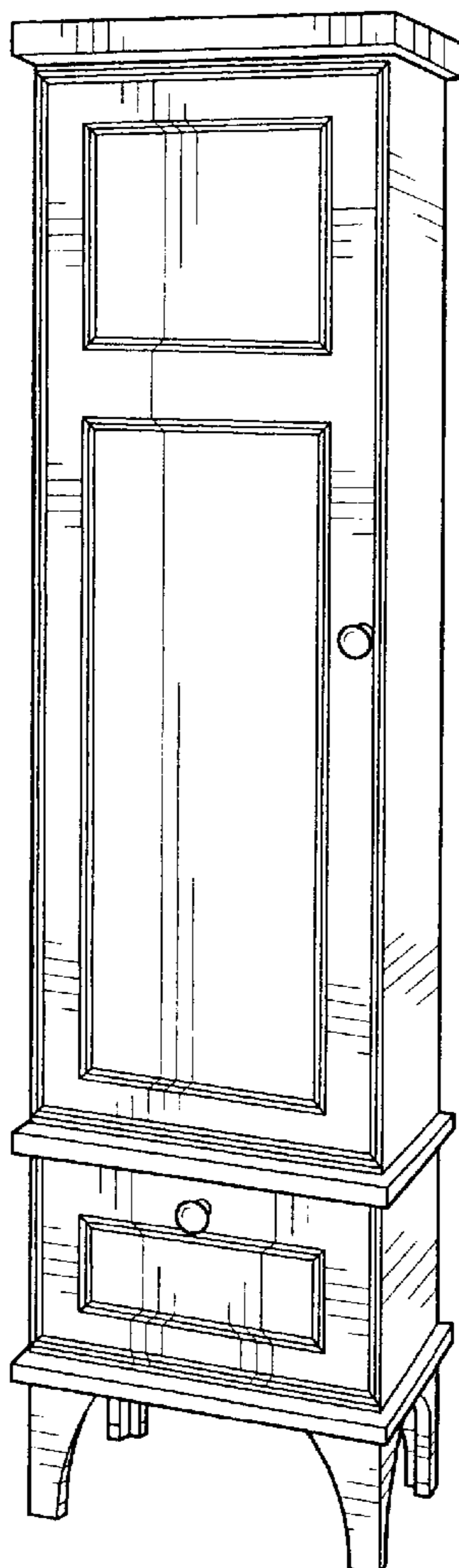
FIG. 1 is a perspective view of a linen cabinet showing my new design;  
FIG. 2 is a front elevational view thereof;  
FIG. 3 is a left side view thereof, the opposite side being a mirror image of the side shown;  
FIG. 4 is a top plan view thereof; and,  
FIG. 5 is a bottom plan view thereof.

(56) **References Cited**

**U.S. PATENT DOCUMENTS**

D439,075 S \* 3/2001 Ungaro ..... D6/445  
D439,762 S \* 4/2001 Harwanko ..... D6/436  
D464,504 S \* 10/2002 Cain ..... D6/437

**1 Claim, 2 Drawing Sheets**



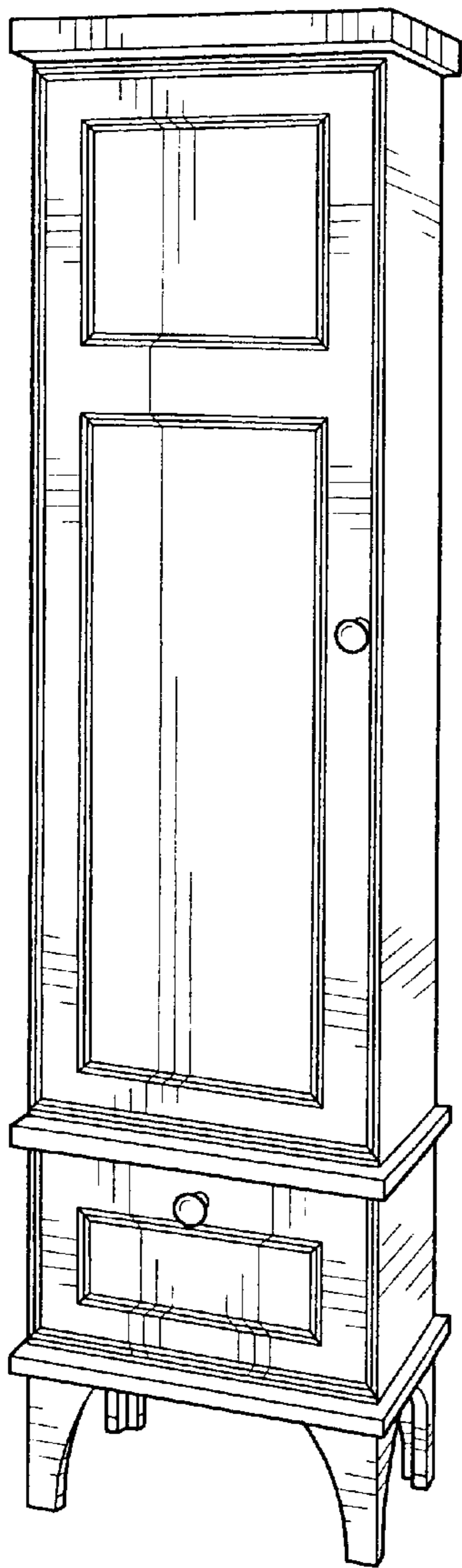


Fig-1

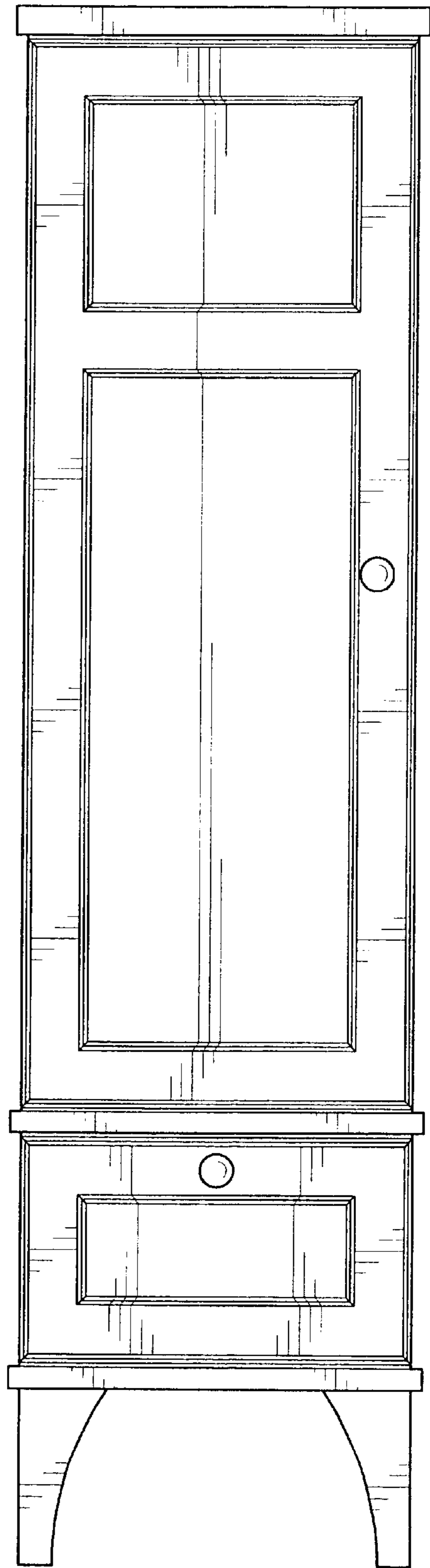


Fig-2




Fig-3

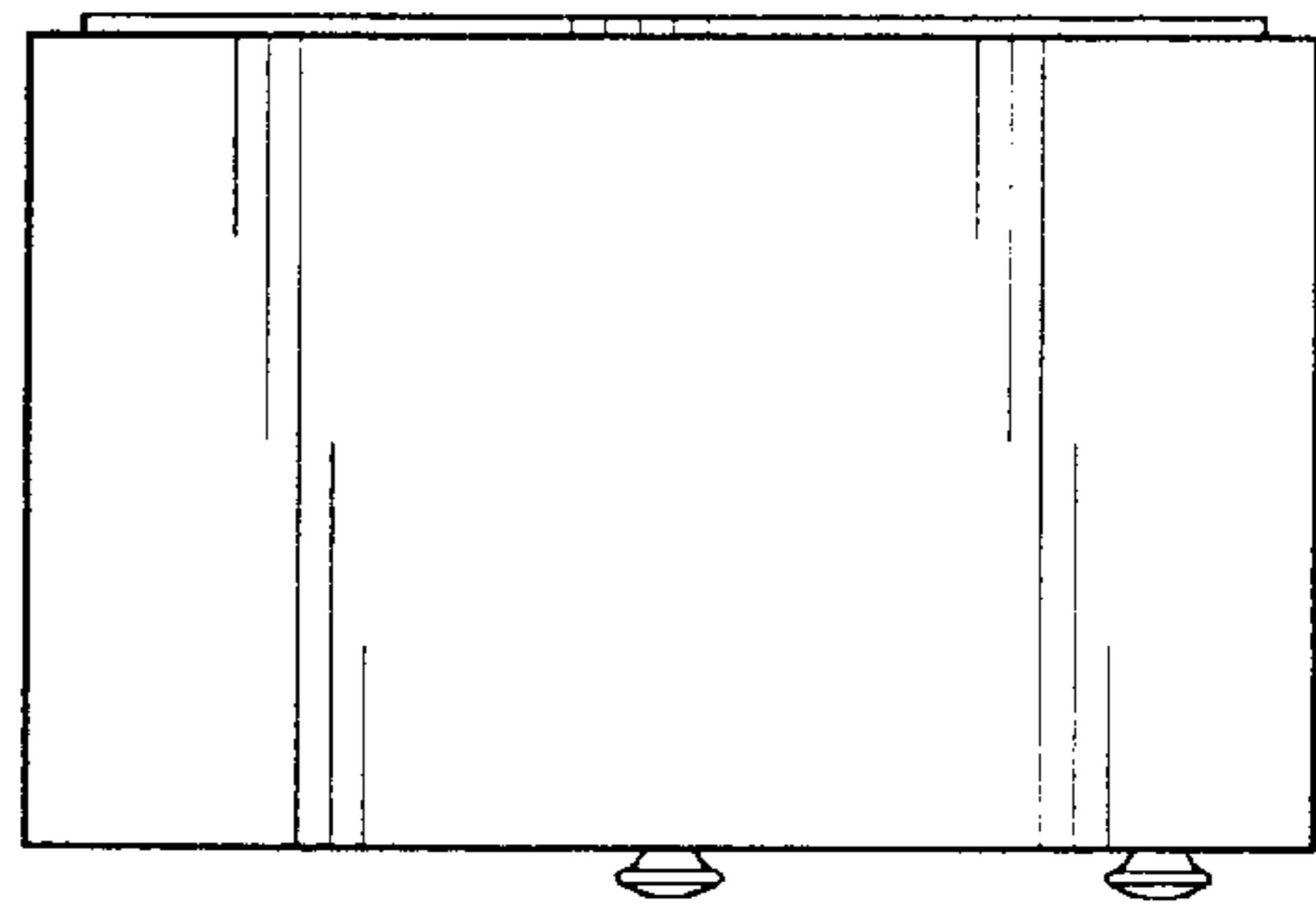


Fig-4

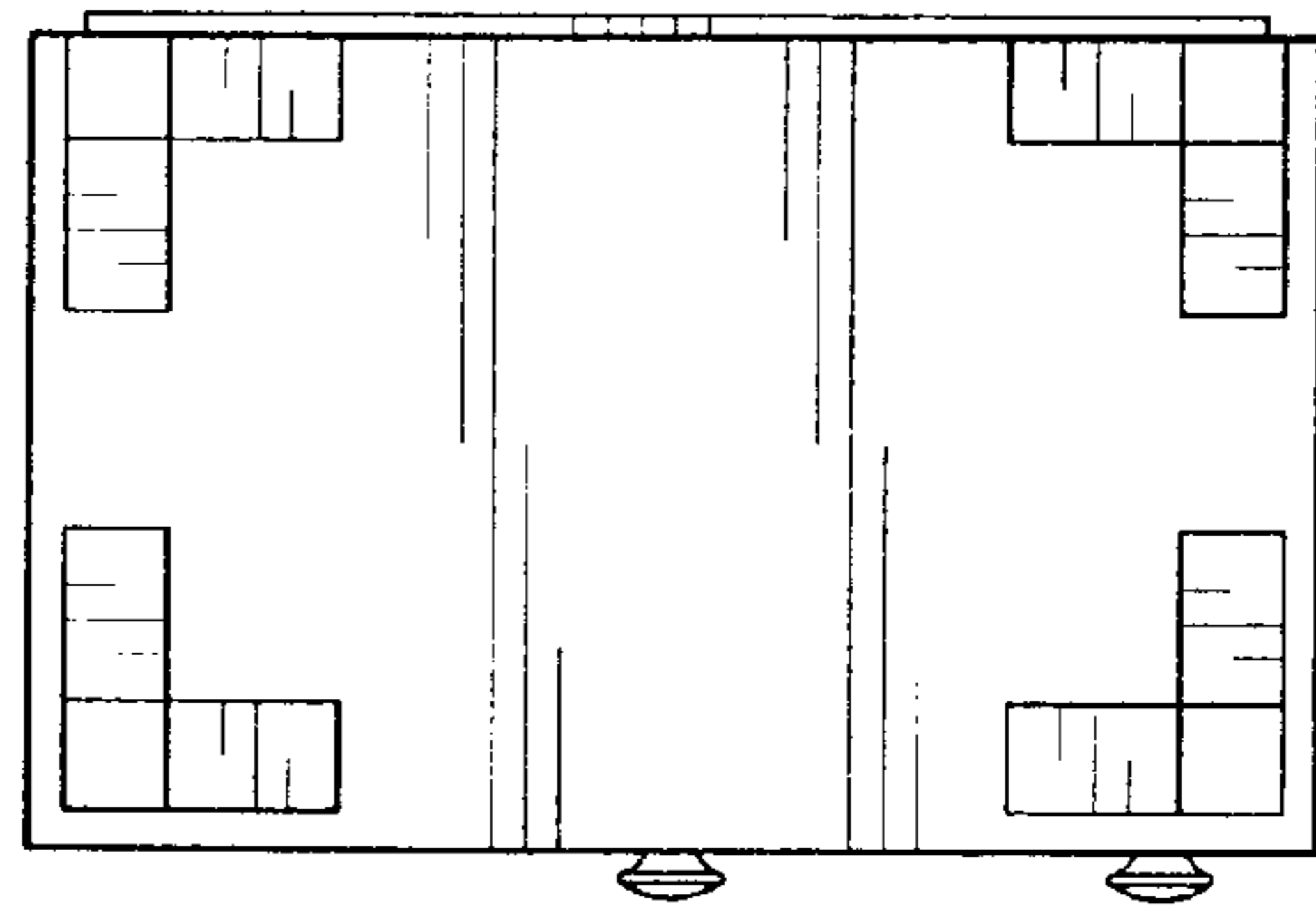


Fig-5