



US00D488322S

(12) **United States Design Patent**
Clucas

(10) **Patent No.:** **US D488,322 S**

(45) **Date of Patent:** **** Apr. 13, 2004**

(54) **LINEN TOWER CABINET**

D464,504 S * 10/2002 Cain D6/437
D464,824 S * 10/2002 Winter D6/436
D467,447 S * 12/2002 Camfferman et al. D6/438

(75) Inventor: **Michael Clucas**, Newark, DE (US)

(73) Assignee: **Zenith Products Corp.**, New Castle, DE (US)

* cited by examiner

(**) Term: **14 Years**

Primary Examiner—Cathron C. Brooks

(21) Appl. No.: **29/183,656**

(74) *Attorney, Agent, or Firm*—Edgar A. Zarins; Lloyd D. Doigan

(22) Filed: **Jun. 13, 2003**

(51) **LOC (7) Cl.** **06-04**

(52) **U.S. Cl.** **D6/436**

(58) **Field of Search** D6/432–448, 470,
D6/559, 561, 567; 312/237, 278, 279, 204,
205, 224

(57) **CLAIM**

The ornamental design for a linen tower cabinet, as shown and described.

DESCRIPTION

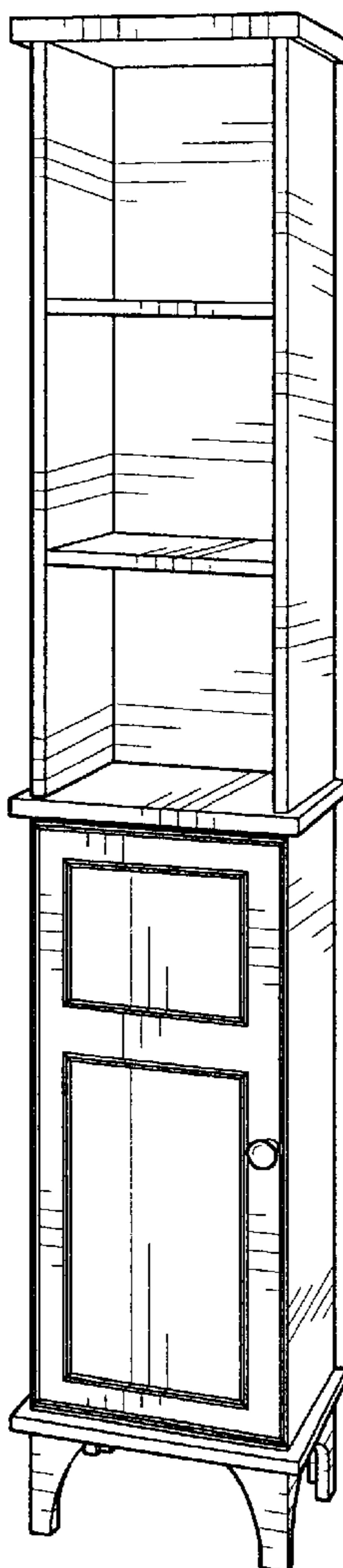
FIG. 1 is a perspective view of a linen tower cabinet showing my new design;
FIG. 2 is a front elevational view thereof;
FIG. 3 is a left side view thereof, the opposite side being a mirror image of the side shown;
FIG. 4 is a top plan view thereof; and,
FIG. 5 is a bottom plan view thereof.

(56) **References Cited**

U.S. PATENT DOCUMENTS

D439,075 S * 3/2001 Ungaro D6/445
D439,762 S * 4/2001 Harwanko D6/436

1 Claim, 2 Drawing Sheets



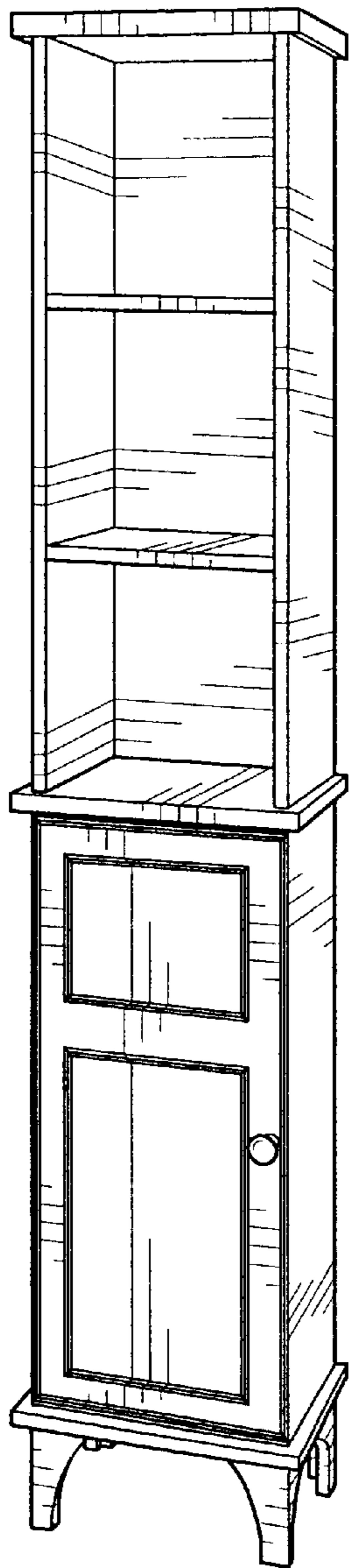


Fig-1

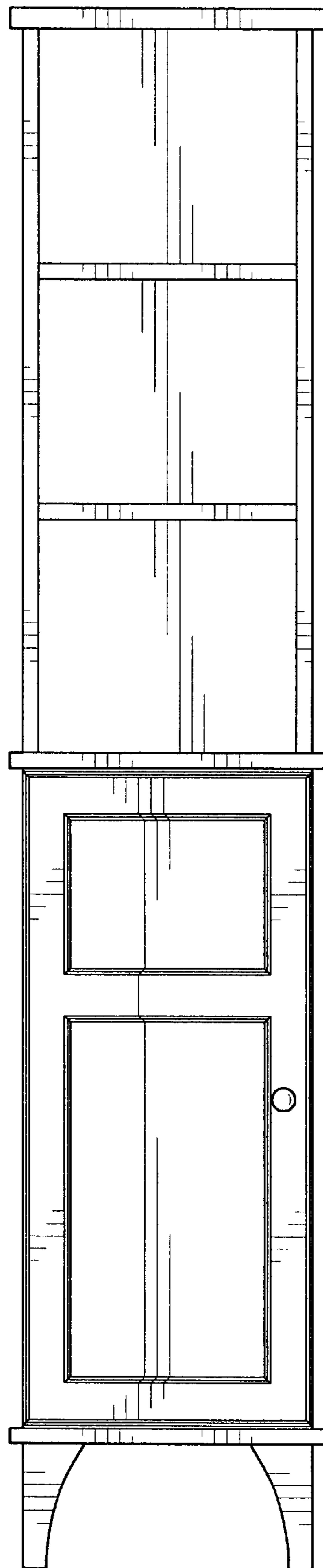


Fig-2

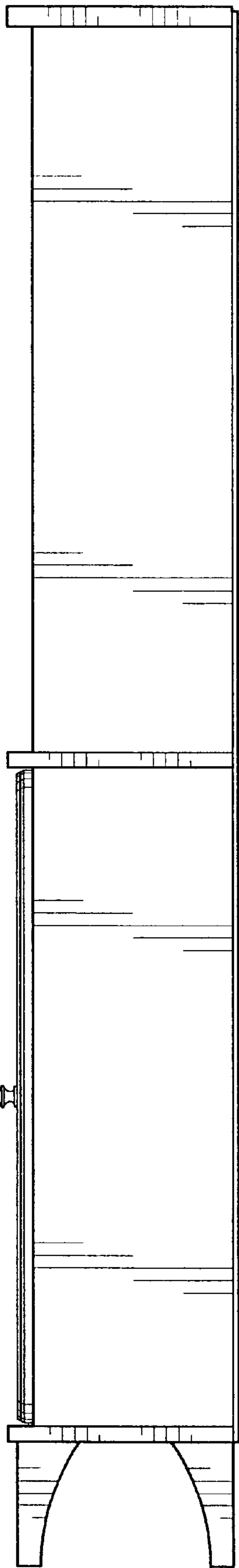


Fig-3

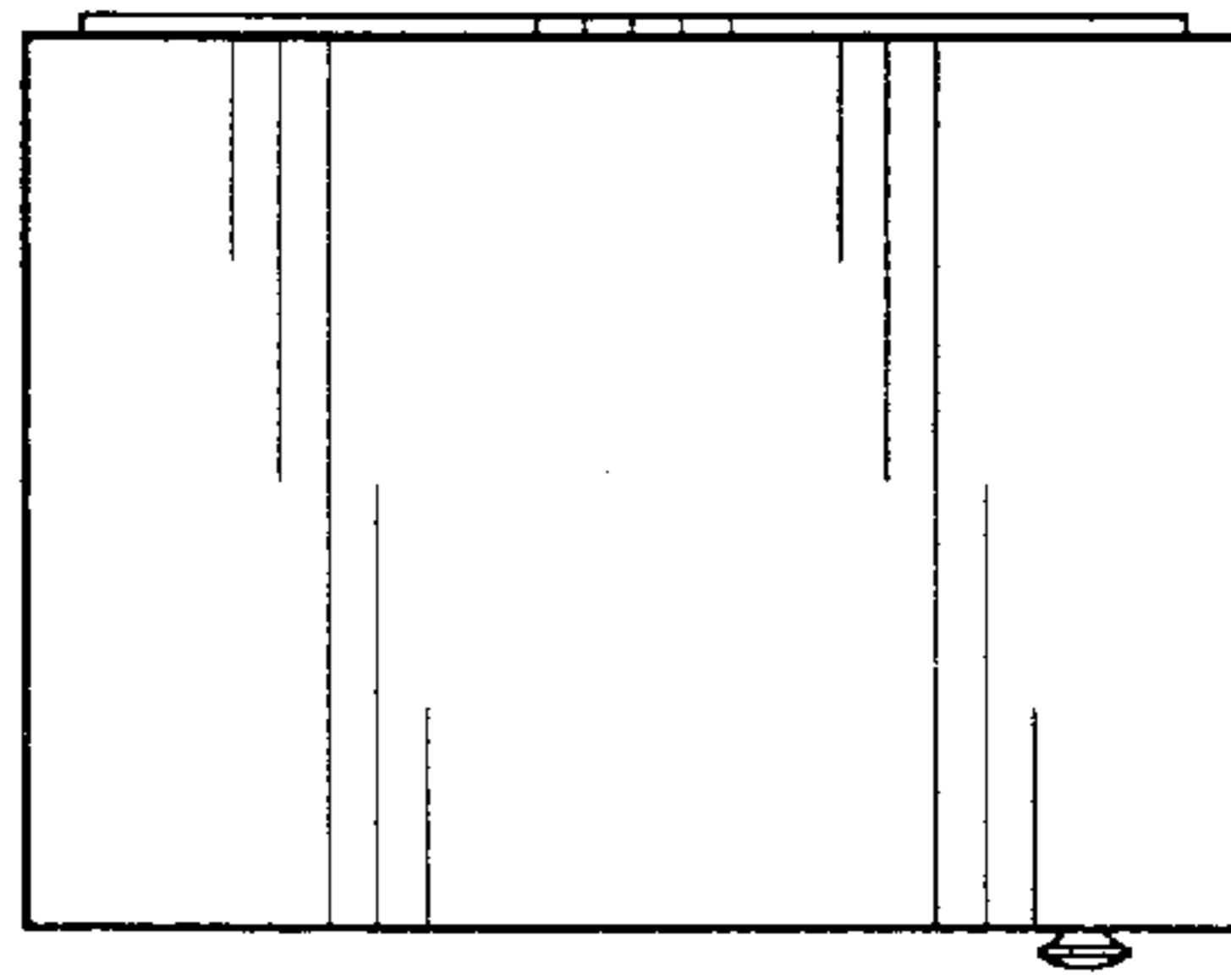


Fig-4

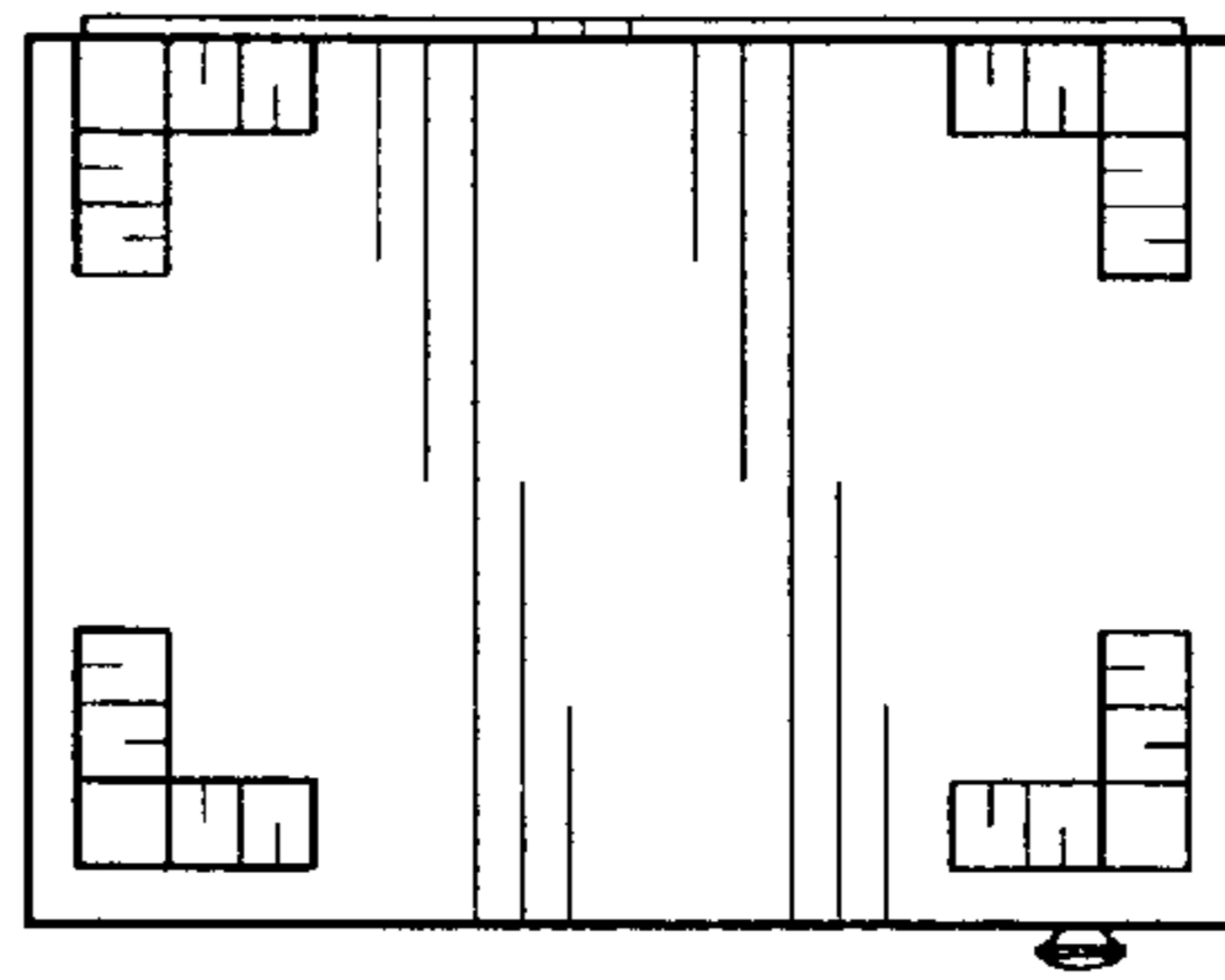


Fig-5