



US00D488319S

(12) **United States Design Patent**  
**Harwanko**

(10) **Patent No.:** **US D488,319 S**

(45) **Date of Patent:** **\*\* Apr. 13, 2004**

(54) **COMBINATION WALL CABINET AND SHELF**

D460,290 S \* 7/2002 Walker ..... D6/436  
D475,865 S \* 6/2003 Walker ..... D6/436

(75) Inventor: **Jeffrey B. Harwanko**, Wilmington, DE (US)

\* cited by examiner

(73) Assignee: **Zenith Products Corp.**, New Castle, DE (US)

*Primary Examiner*—Cathron C. Brooks

(74) *Attorney, Agent, or Firm*—Edgar A. Zarins; Lloyd D. Doigan

(\*\*) Term: **14 Years**

(57) **CLAIM**

(21) Appl. No.: **29/183,412**

The ornamental design for a combination wall cabinet and shelf, as shown and described.

(22) Filed: **Jun. 11, 2003**

**DESCRIPTION**

(51) **LOC (7) Cl.** ..... **06-04**

(52) **U.S. Cl.** ..... **D6/397; D6/561; D6/480**

(58) **Field of Search** ..... D6/432–448, 470, D6/559, 561, 567; 312/237, 278, 279, 204, 205, 224

FIG. 1 is a perspective view of a combination wall cabinet and shelf showing my new design;

FIG. 2 is a front elevational view thereof;

FIG. 3 is a left side view thereof, the opposite side being a mirror image of the side shown;

FIG. 4 is a top plan view thereof; and,

FIG. 5 is a bottom plan view thereof.


The broken lines shown in FIG. 1 are for illustrative purposes only and form no part of the claimed design.

(56) **References Cited**

**U.S. PATENT DOCUMENTS**

D426,981 S \* 6/2000 Winter et al. .... D6/436  
D439,766 S \* 4/2001 Winter ..... D6/446

**1 Claim, 4 Drawing Sheets**






Fig-1


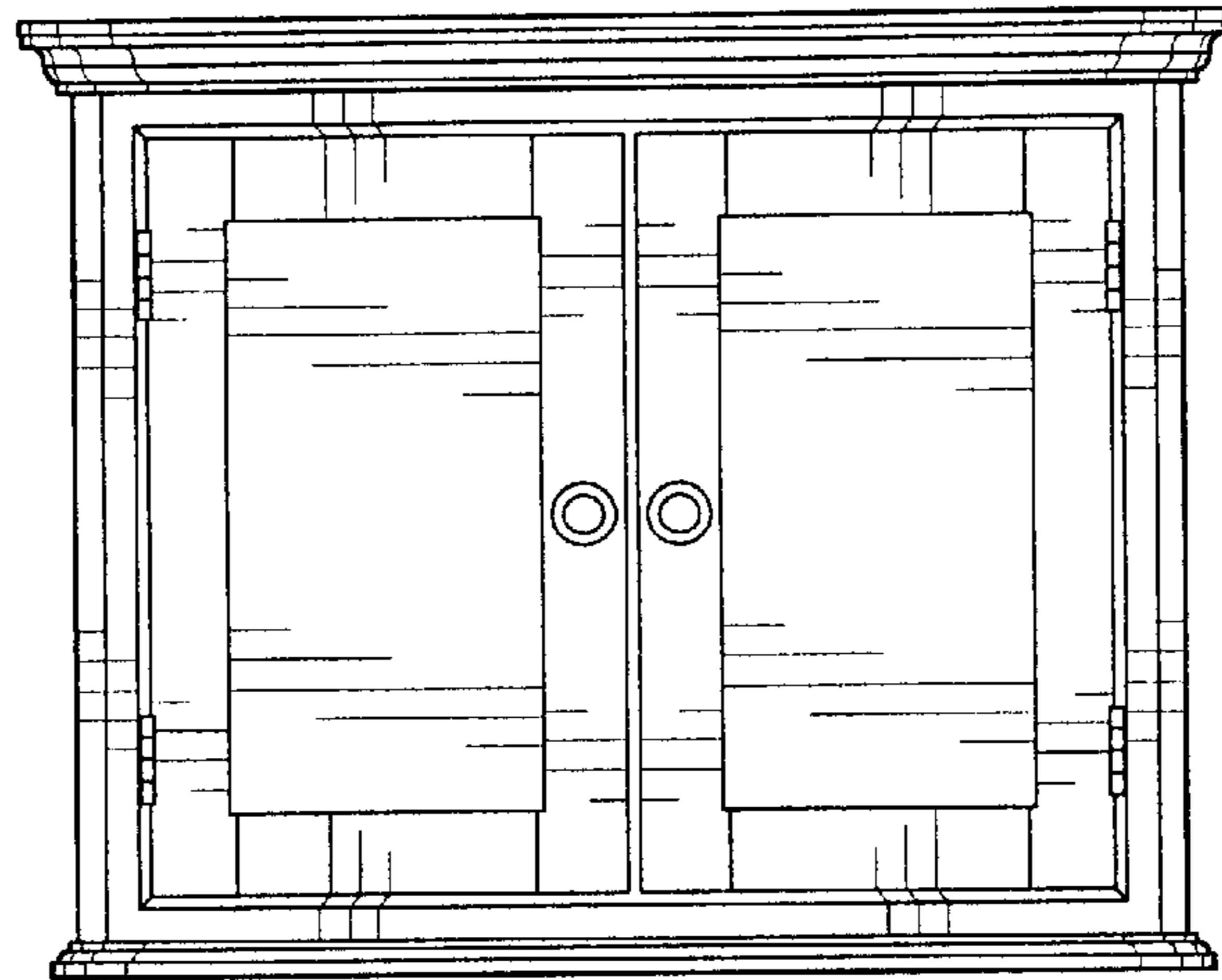


Fig-2

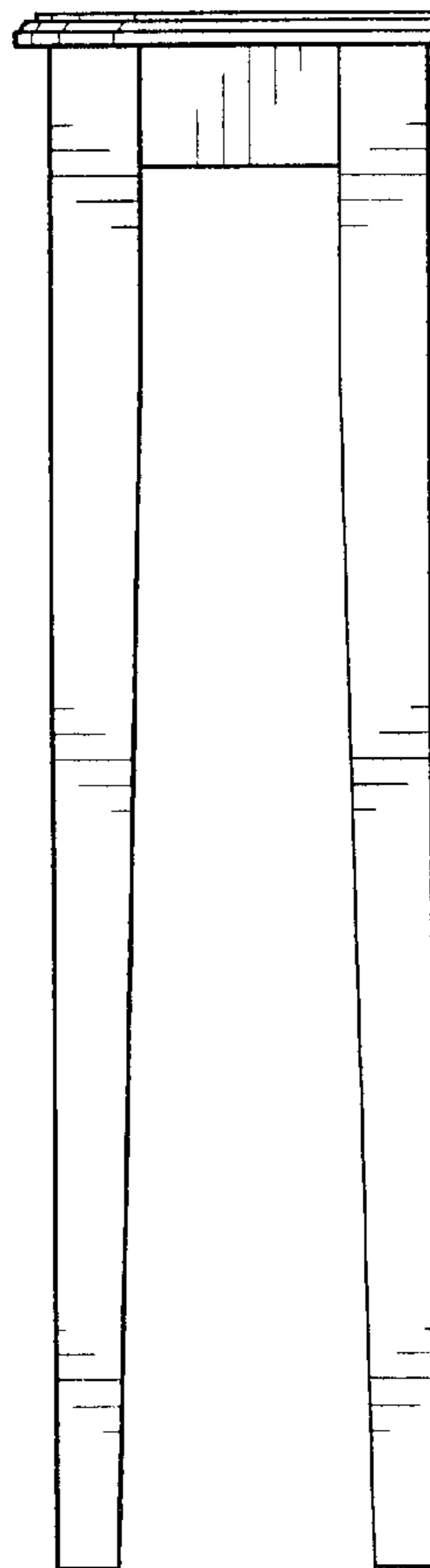
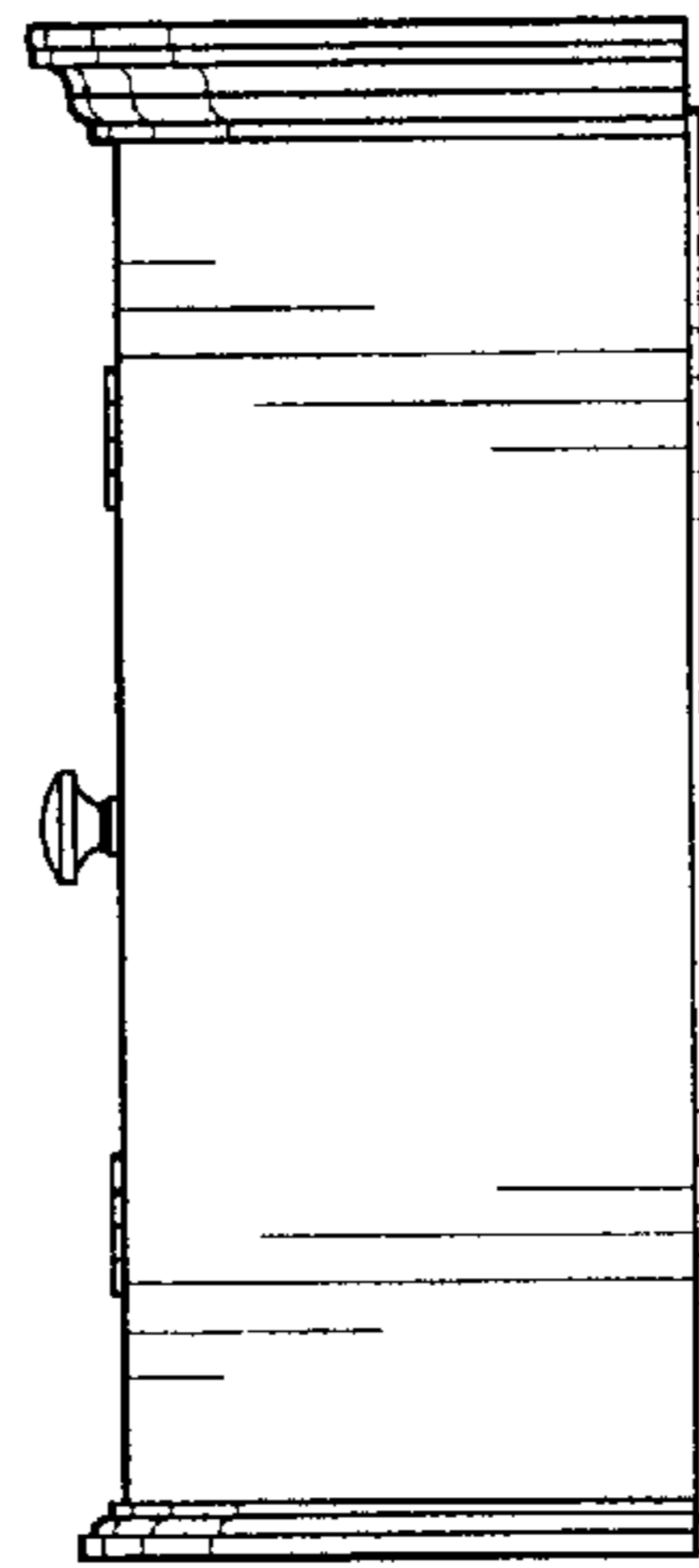


Fig-3




Fig-4




Fig-5