



US00D488300S

(12) **United States Design Patent**
Lopez

(10) **Patent No.:** **US D488,300 S**

(45) **Date of Patent:** **** Apr. 13, 2004**

(54) **GUN SAFE SHELF**

(76) Inventor: **Robelin J. Lopez**, 1234 12th Ct.,
Jupiter, FL (US) 33477

(**) Term: **14 Years**

(21) Appl. No.: **29/165,811**

(22) Filed: **Aug. 15, 2002**

(51) **LOC (7) Cl.** **03-99**

(52) **U.S. Cl.** **D3/319**

(58) **Field of Search** D3/318, 319; D6/511,
D6/552; 224/219, 912; 211/64; 206/317,
1.5; 70/63; 109/38, 53; 108/108, 152; 248/243

(56) **References Cited**

U.S. PATENT DOCUMENTS

3,031,069	A	*	4/1962	Hirsch	206/317
D310,302	S	*	9/1990	Southard	211/64 X
5,050,330	A	*	9/1991	Pilgrim et al.	211/64 X
5,265,950	A	*	11/1993	Atkinson	211/64 X
D477,487	S	*	7/2003	Chaney et al.	D6/552

* cited by examiner

Primary Examiner—Louis S. Zarfes
Assistant Examiner—Monica A. Weingart
(74) *Attorney, Agent, or Firm*—McHale & Slavin, P.A.

(57) **CLAIM**

The ornamental design for a gun safe shelf, as shown and described.

DESCRIPTION

FIG. 1 is a top plane view of the gun safe shelf of the instant invention, a bottom view forming a mirror image thereof—not shown;

FIG. 2 is a right side view thereof;

FIG. 3 is a left side view thereof;

FIG. 4 is a rear side view thereof;

FIG. 5 is a front side view thereof; and,

FIG. 6 is a perspective pictorial view of the gun safe shelf positioned within a gun safe.

The broken line showing of a gun safe, in FIG. 6, is for illustrative purposes only and forms no part of the claimed design.

1 Claim, 2 Drawing Sheets

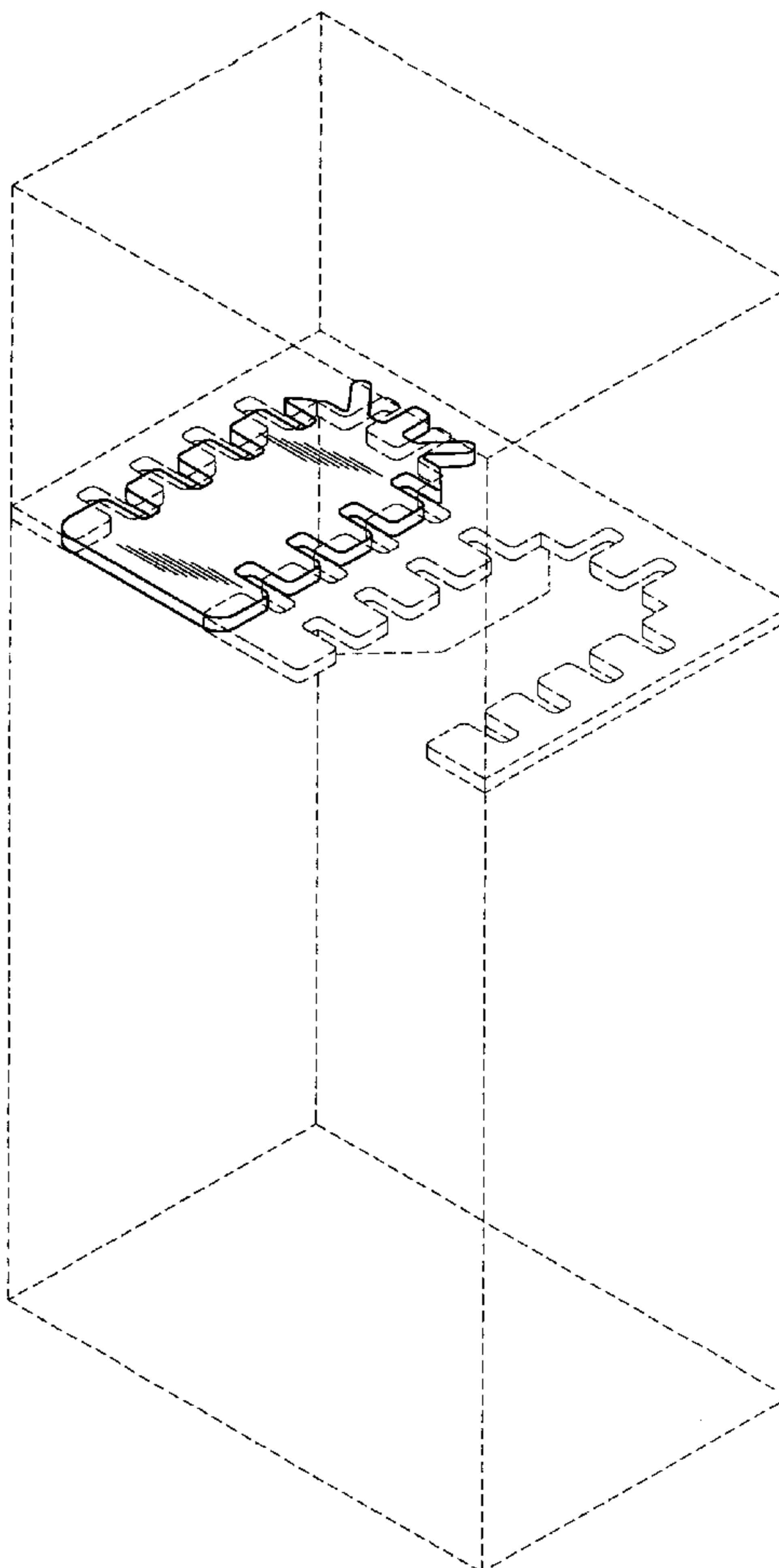
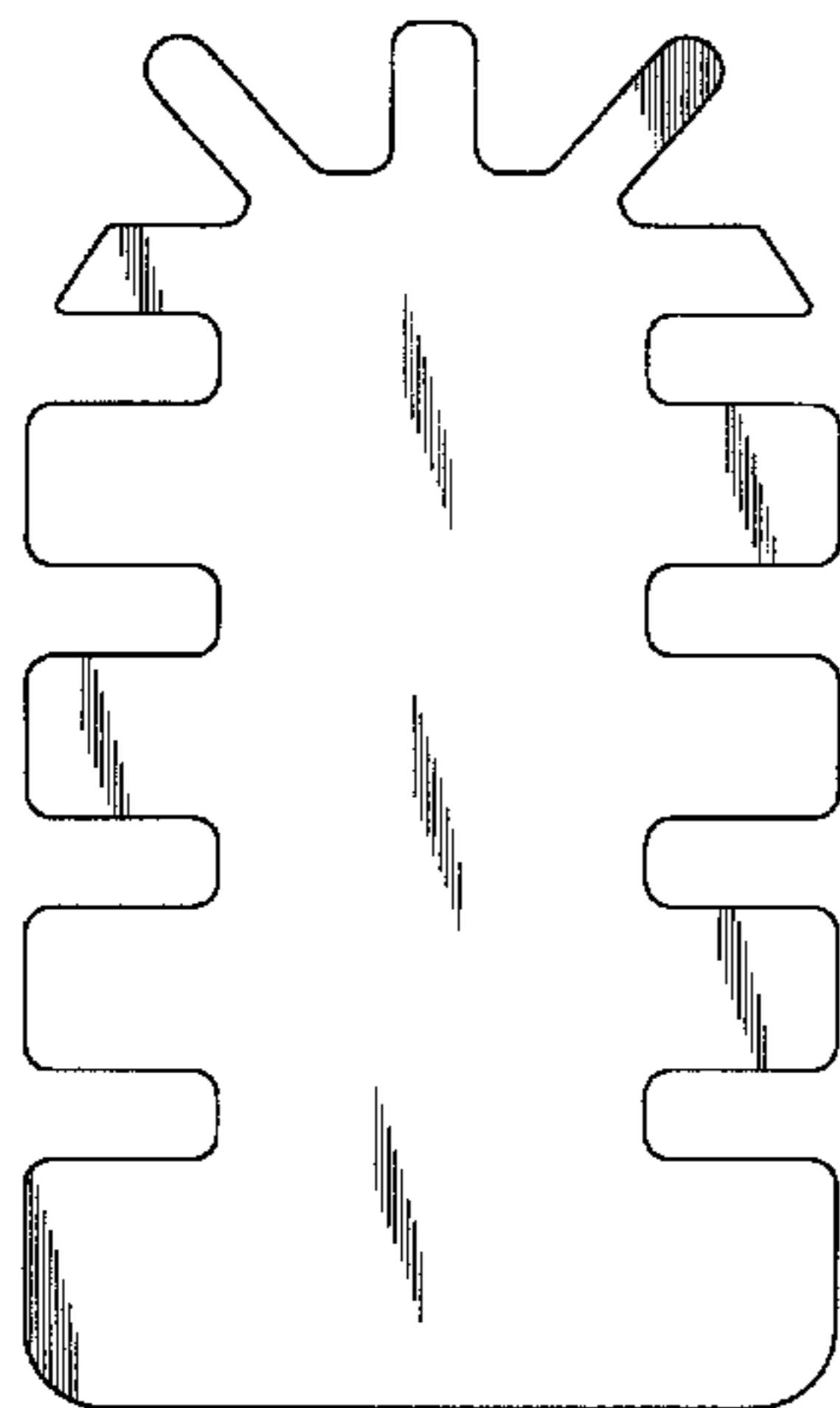


FIG. 2



FIG. 1

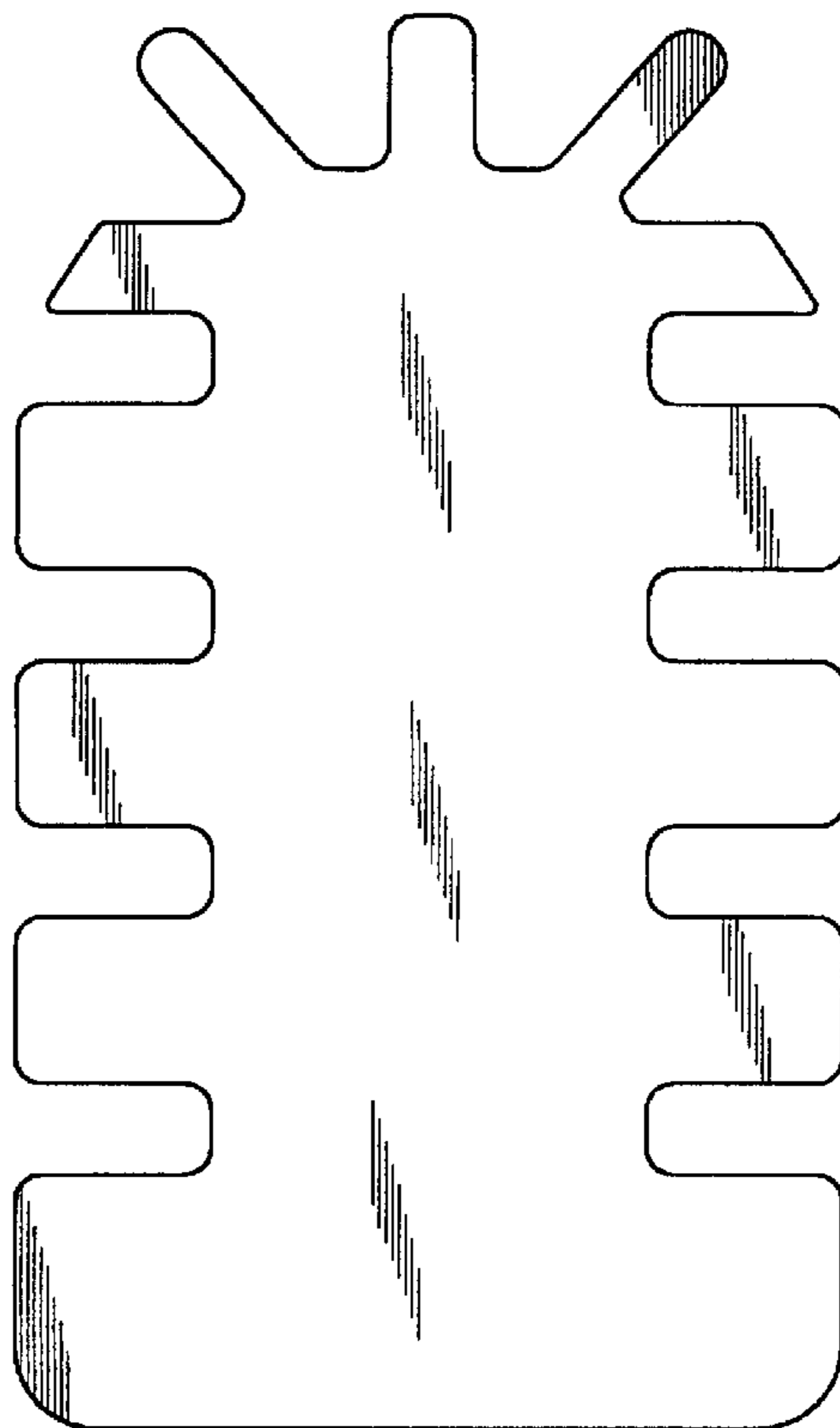


FIG. 3



FIG. 4



FIG. 5



FIG. 6

