



US00D488288S

(12) **United States Design Patent**
Eggers

(10) **Patent No.:** **US D488,288 S**

(45) **Date of Patent:** **** Apr. 13, 2004**

(54) **SUSPENDERS**

D399,986 S * 10/1998 Schultheis D2/624

(76) Inventor: **Julia M. Eggers**, 3767 Forest La., Suite 124, #1271, Dallas, TX (US) 75244

* cited by examiner

(**) Term: **14 Years**

Primary Examiner—Paula A. Mortimer
(74) *Attorney, Agent, or Firm*—Jeffrey T. Hubbard; H. Dennis Kelly; Kelly & Hubbard

(21) Appl. No.: **29/183,123**

(57) **CLAIM**

(22) Filed: **Jun. 6, 2003**

The ornamental design for a suspenders, as shown and described.

(51) **LOC (7) Cl.** **02-07**

(52) **U.S. Cl.** **D2/624**

(58) **Field of Search** D2/623, 624; 2/46, 2/47, 48, 51, 52, 301, 311, 312, 313, 314, 315, 316, 317, 318, 335, 338; D17/4, 20

DESCRIPTION

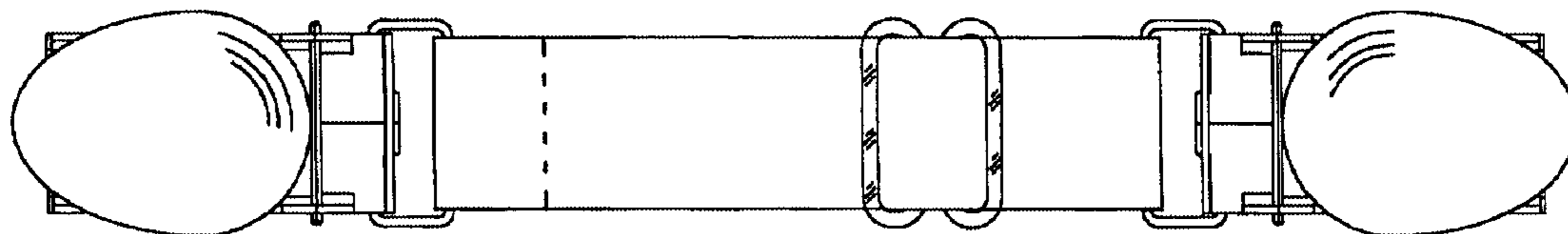
FIG. 1 is a top plan view of a suspenders showing my design, wherein oblique straight lines indicate transparency..
FIG. 2 is a bottom plan view thereof.
FIG. 3 is a front elevation thereof with the clasp opened on the right side, with the rear elevation being a mirror image of the front elevation; and,
FIG. 4 is a left side elevation with both clasps closed, the right side elevation being the mirror image thereof.

(56) **References Cited**

U.S. PATENT DOCUMENTS

- 211,479 A * 1/1879 Shelby 2/335
- D149,976 S * 6/1948 Sanford D2/624
- 5,052,055 A * 10/1991 Mysliwiec 2/48
- D349,180 S * 8/1994 Oldham D2/624

1 Claim, 2 Drawing Sheets



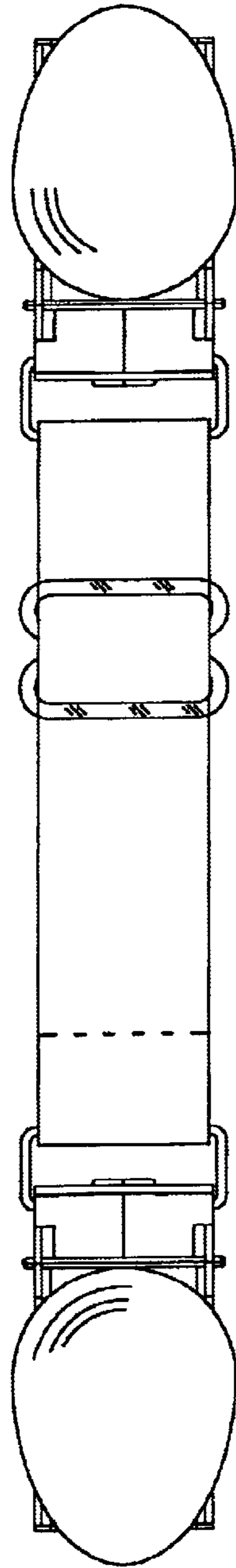


FIG. 1




FIG. 2

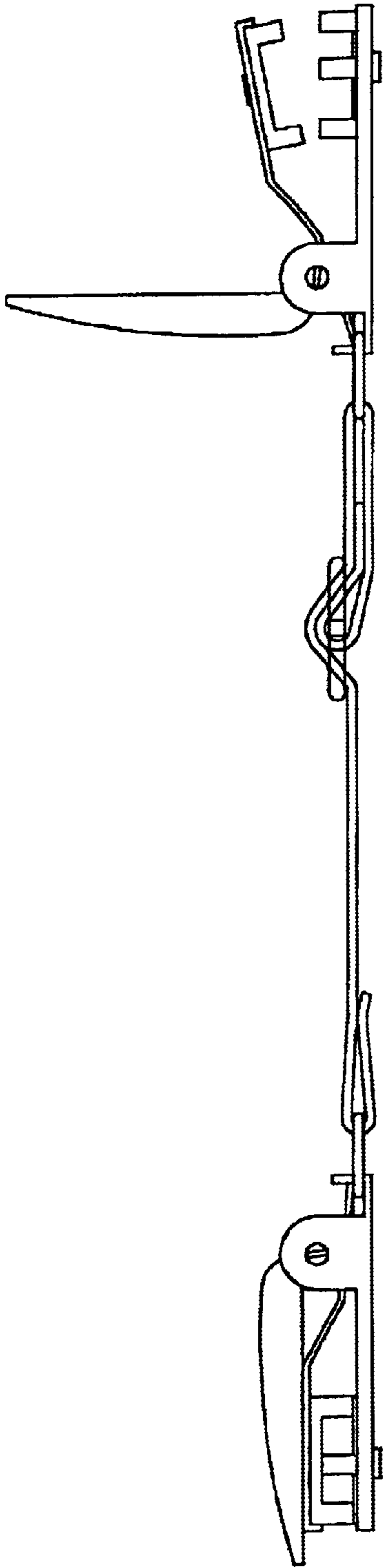


FIG. 3

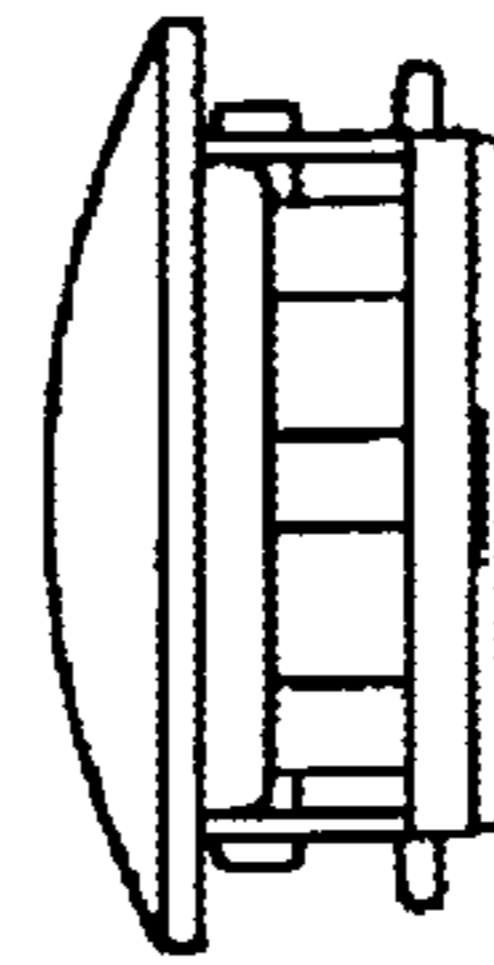


FIG. 4