



US00D488276S

(12) **United States Design Patent**
Brady

(10) **Patent No.:** **US D488,276 S**

(45) **Date of Patent:** **** Apr. 6, 2004**

- (54) **IRON GUARD**
- (75) Inventor: **Martin Brady**, Chesterfield, VA (US)
- (73) Assignee: **Hamilton Beach/Proctor-Silex, Inc.**,
Glen Allen, VA (US)
- (**) Term: **14 Years**
- (21) Appl. No.: **29/179,022**
- (22) Filed: **Apr. 3, 2003**

- 2,095,954 A * 10/1937 Beck 38/81
- 2,447,555 A * 8/1948 Beaudoin 248/117.2
- D336,700 S * 6/1993 Riemann D32/71
- D421,325 S * 2/2000 Brady et al. D32/71

* cited by examiner

Primary Examiner—Pamela Burgess
Assistant Examiner—Lavone D. Tabor
(74) *Attorney, Agent, or Firm*—Roger S. Dybvig

Related U.S. Application Data

- (62) Division of application No. 29/166,538, filed on Aug. 29, 2002, now Pat. No. Des. 473,690, which is a division of application No. 29/137,246, filed on Feb. 15, 2001, now Pat. No. Des. 463,892.
- (51) **LOC (7) Cl.** **07-05**
- (52) **U.S. Cl.** **D32/71**
- (58) **Field of Search** D32/71, 73; 38/79,
38/81, 93-94, 96-97; 248/117.1, 117.2,
117.3

References Cited

U.S. PATENT DOCUMENTS

- 666,224 A * 1/1901 Van Court 38/93 X

CLAIM

The ornamental design for iron guard, as shown and described.

DESCRIPTION

FIG. 1 is a perspective view as seen from the top, front and right side of an iron guard showing my new design;
FIG. 2 is a top plan view thereof;
FIG. 3 is a right side elevational view thereof, the left side elevational view being a mirror image of the right side elevational view;
FIG. 4 is a front elevational view thereof;
FIG. 5 is a rear elevational view thereof; and,
FIG. 6 is a bottom plan view thereof.

1 Claim, 2 Drawing Sheets

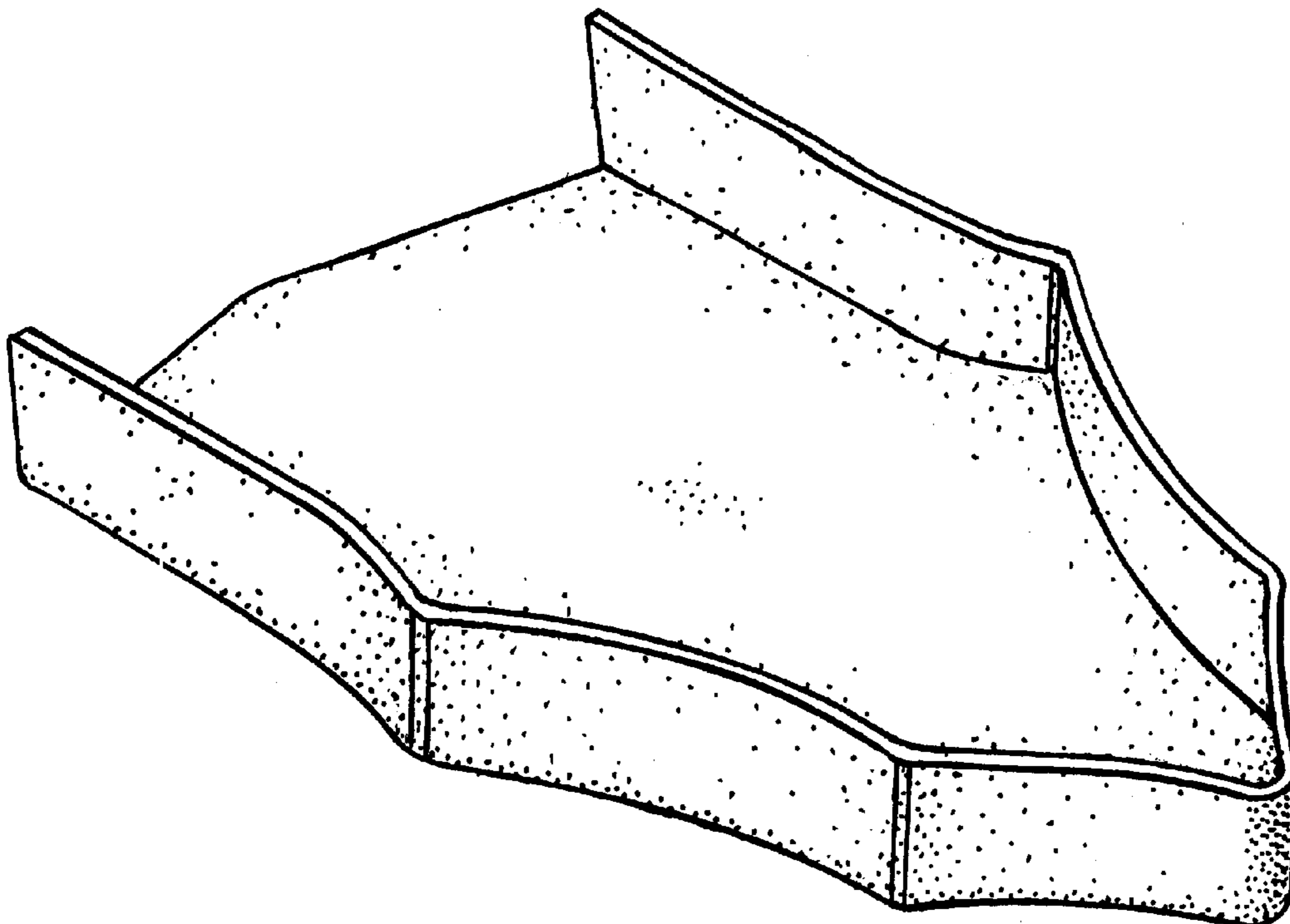


FIG-1

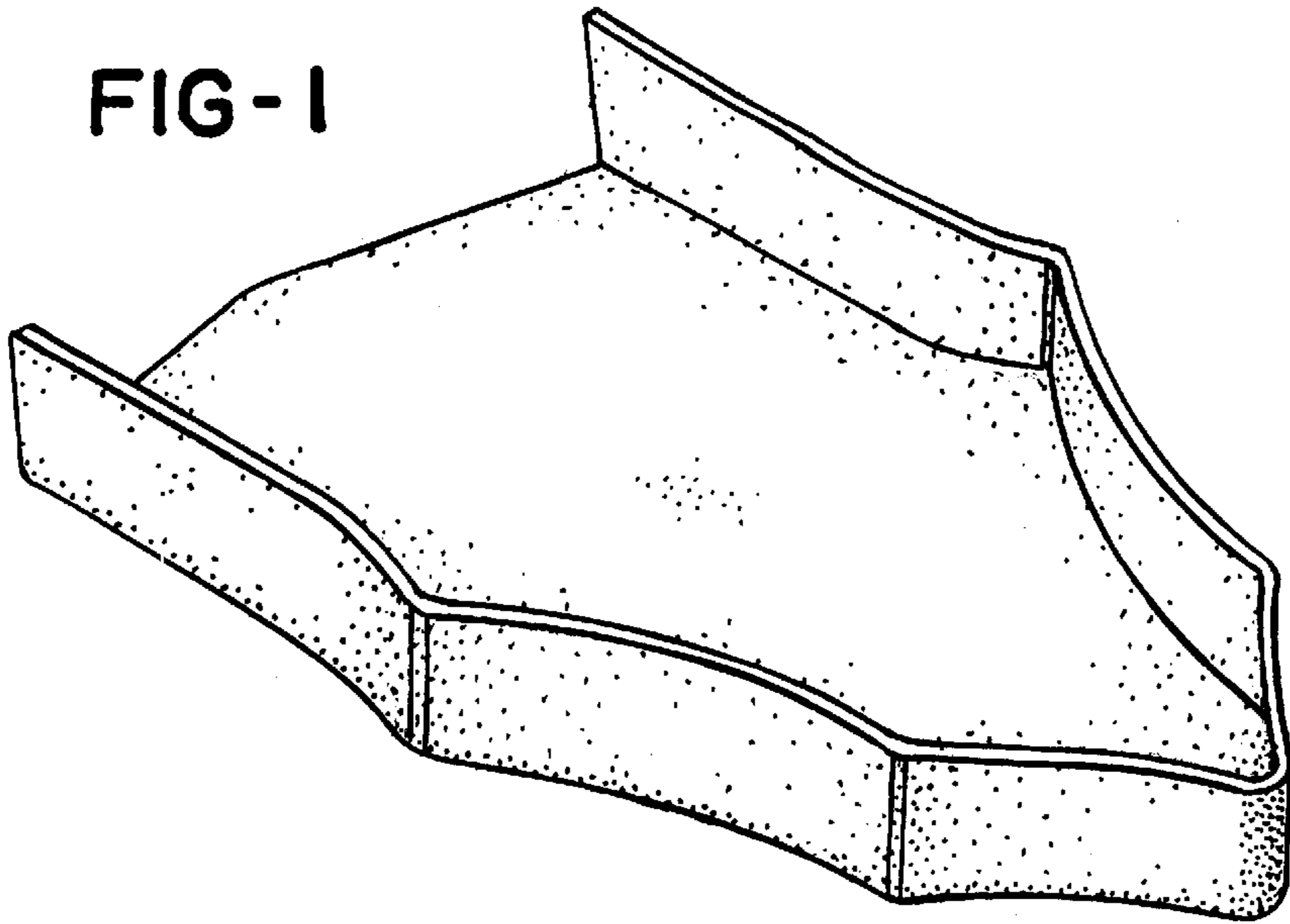


FIG-2

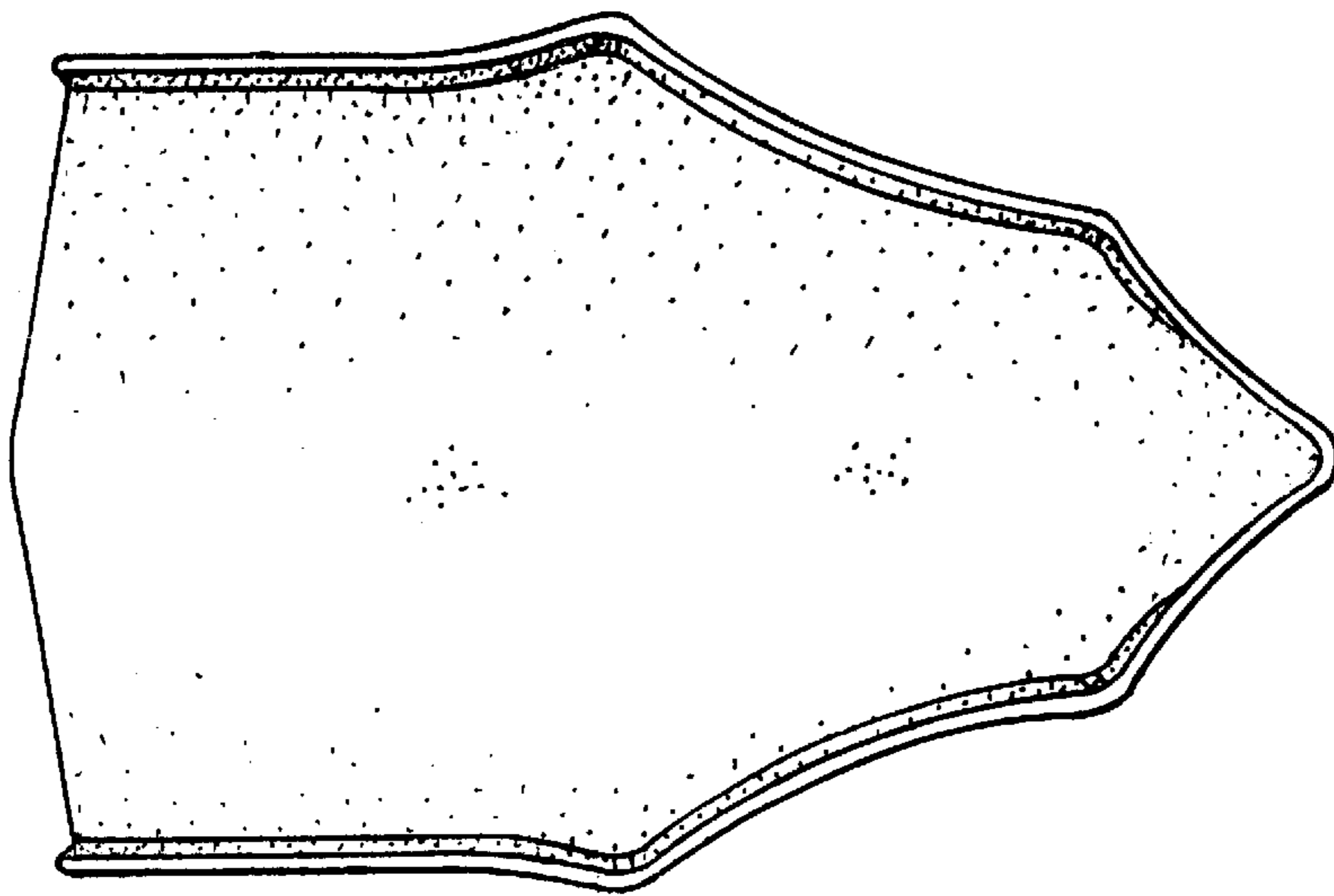


FIG-3

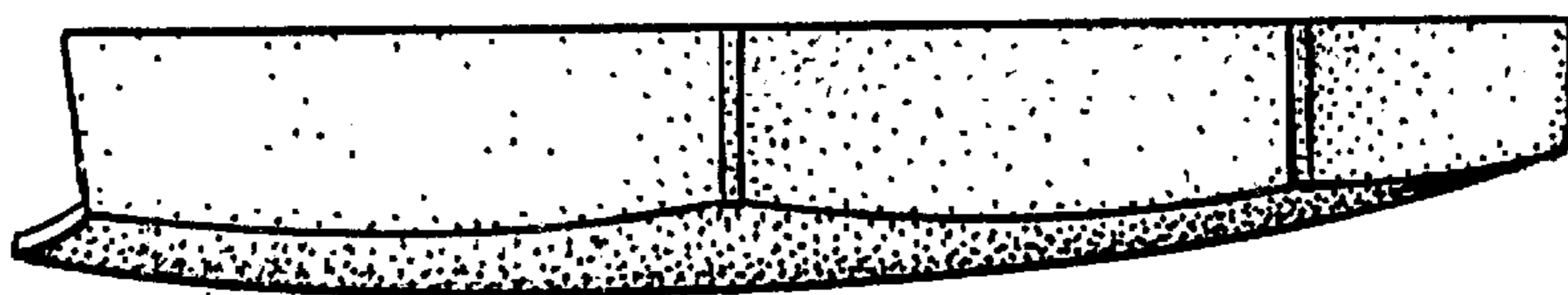


FIG-4

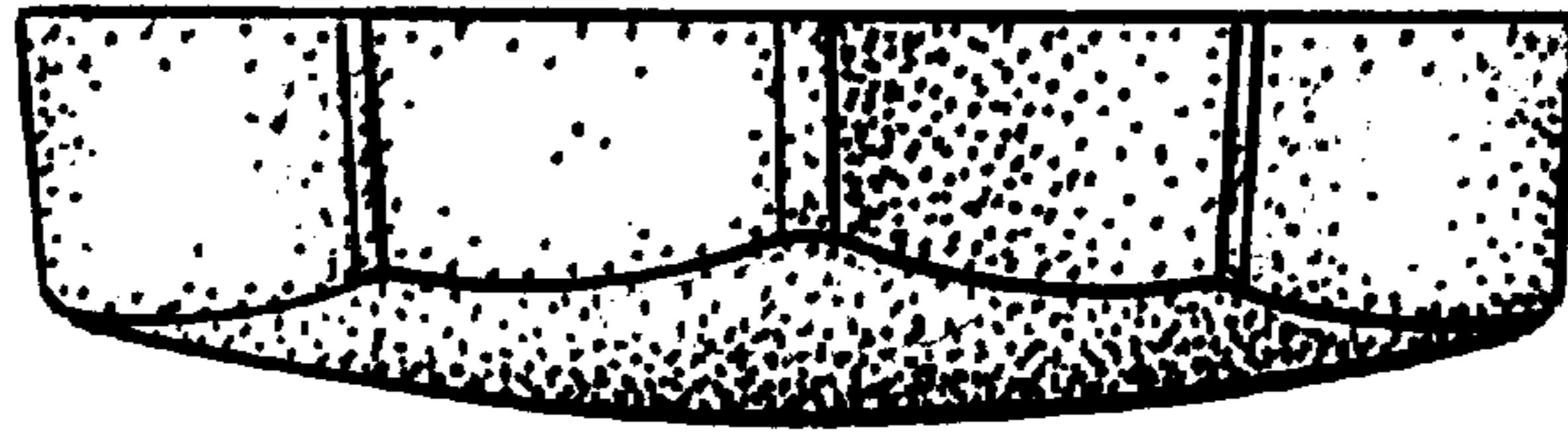


FIG-5

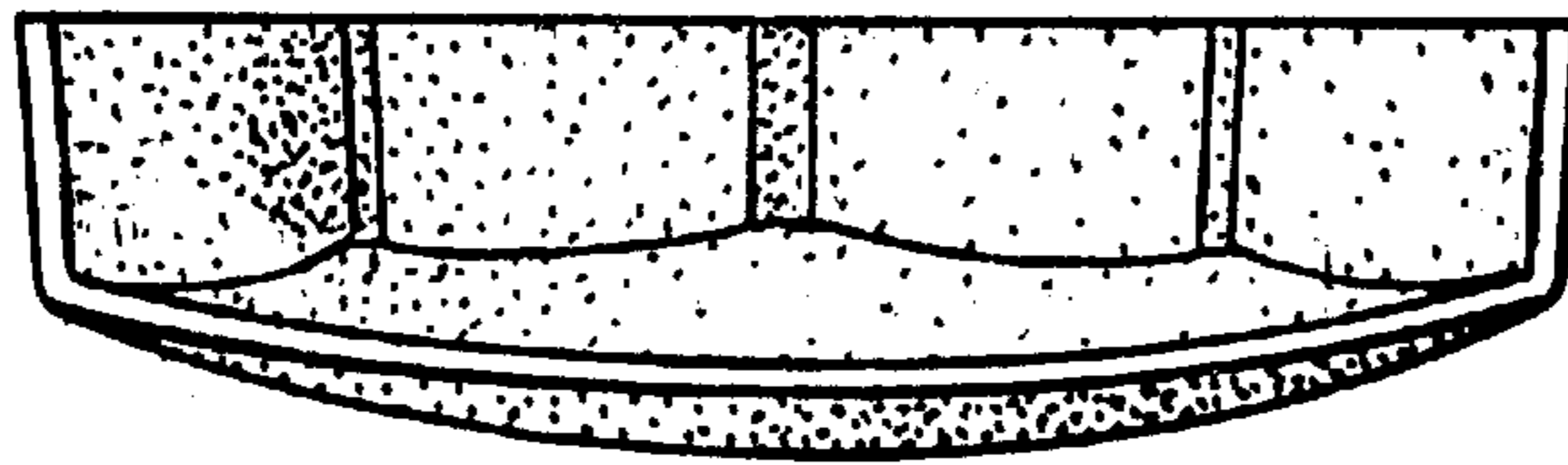


FIG-6

