



US00D488249S

(12) **United States Design Patent**
Opolka

(10) **Patent No.:** **US D488,249 S**

(45) **Date of Patent:** **** Apr. 6, 2004**

(54) **POLE LAMP**

D223,589 S * 5/1972 Waddell D26/104
6,264,350 B1 * 7/2001 Swanson 362/414

(75) Inventor: **Harald Opolka**, Solingen (DE)

* cited by examiner

(73) Assignee: **Zweibruder Optoelectronics GmbH**,
Solingen (DE)

Primary Examiner—Alan P. Douglas

Assistant Examiner—Linda Brooks

(**) Term: **14 Years**

(74) *Attorney, Agent, or Firm*—Herbert Dubno

(21) Appl. No.: **29/173,883**

(57) **CLAIM**

(22) Filed: **Jan. 8, 2003**

The ornamental design for a pole lamp, as shown and described.

(30) **Foreign Application Priority Data**

DESCRIPTION

Jul. 13, 2002 (DE) 4 02 05 901

(51) **LOC (7) Cl.** **26-03**

FIG. 1 is a front elevational view of a pole lamp showing my new design;

(52) **U.S. Cl.** **D26/110**

FIG. 2 is a rear elevational view thereof;

(58) **Field of Search** D26/67, 68, 93-112;
362/410-414, 147, 153, 153.1, 431; 248/529,
530

FIG. 3 is a left side elevational view thereof;

FIG. 4 is a right side elevational view thereof;

FIG. 5 is a bottom plan view thereof; and,

FIG. 6 is a top plan view thereof.

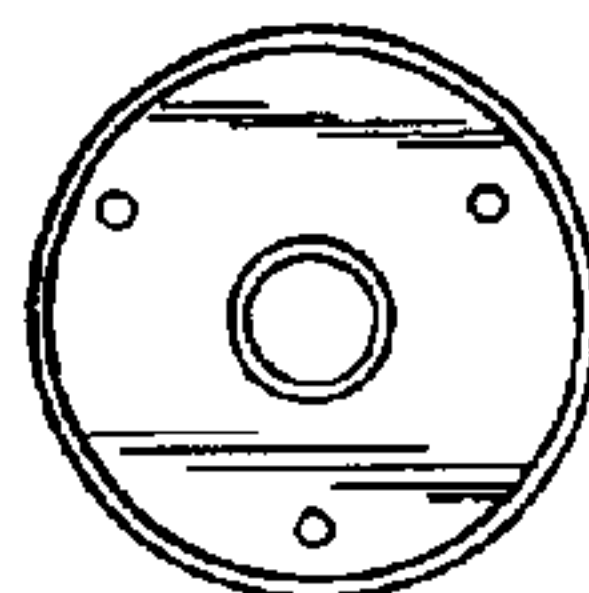
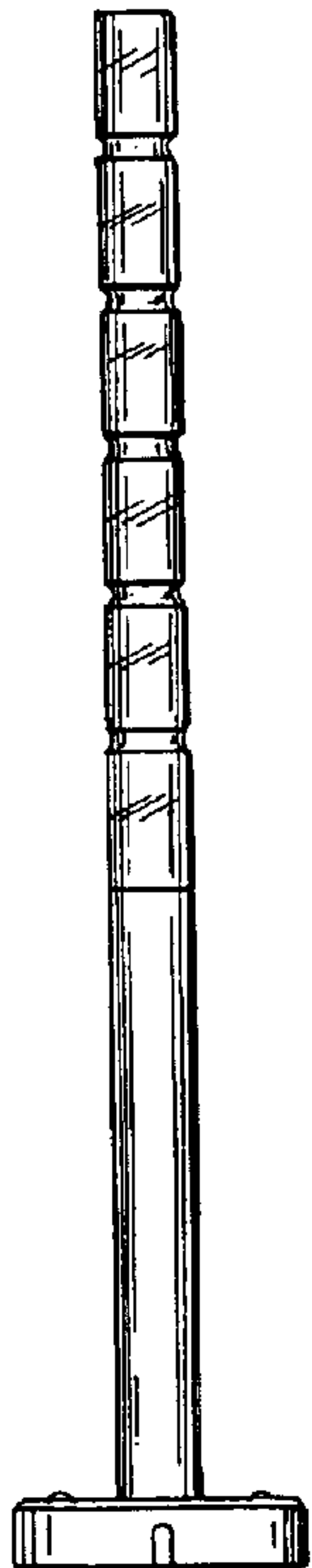
The drawing is lined for the color gray.

(56) **References Cited**

U.S. PATENT DOCUMENTS

D148,229 S * 12/1947 Galehouse D26/110

1 Claim, 1 Drawing Sheet



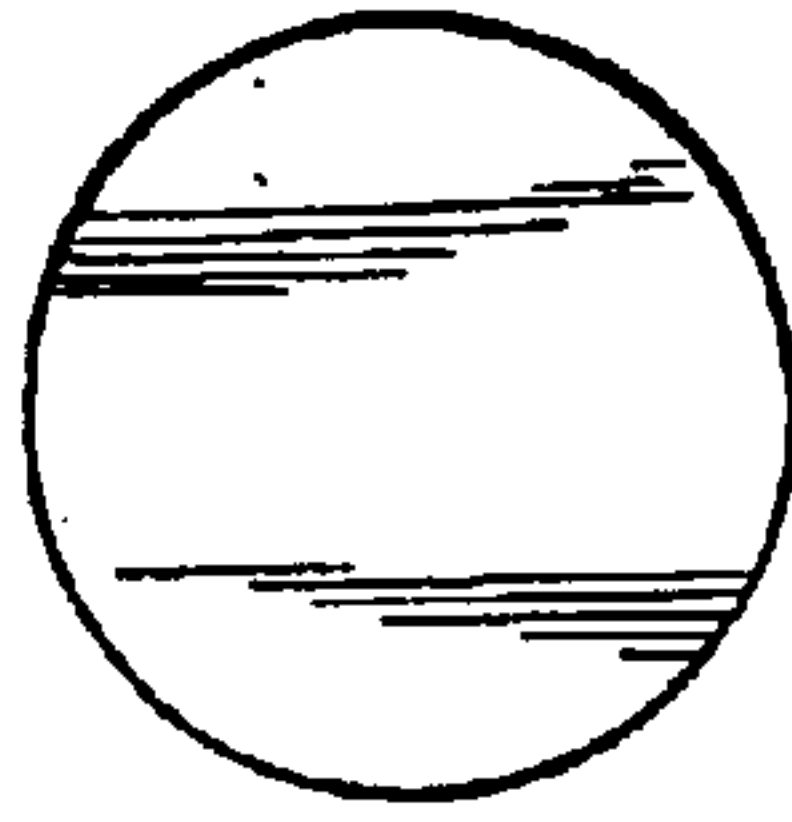


FIG. 5

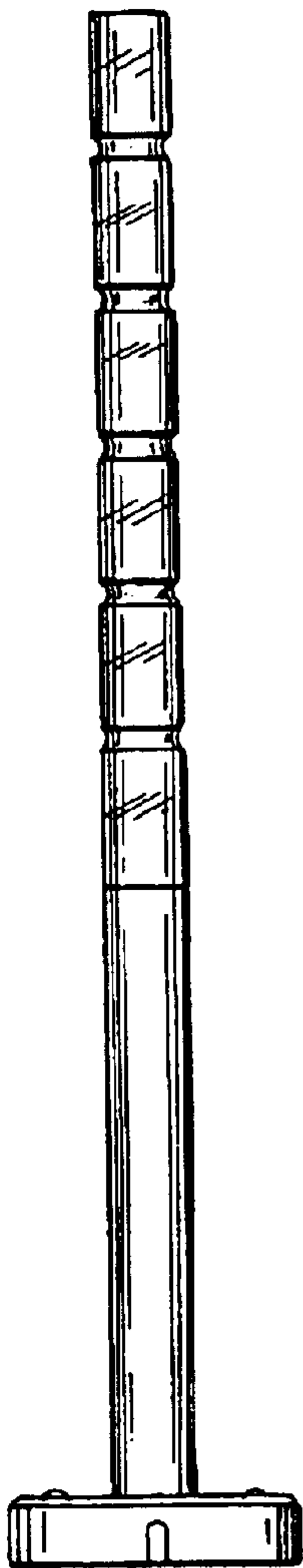


FIG. 2

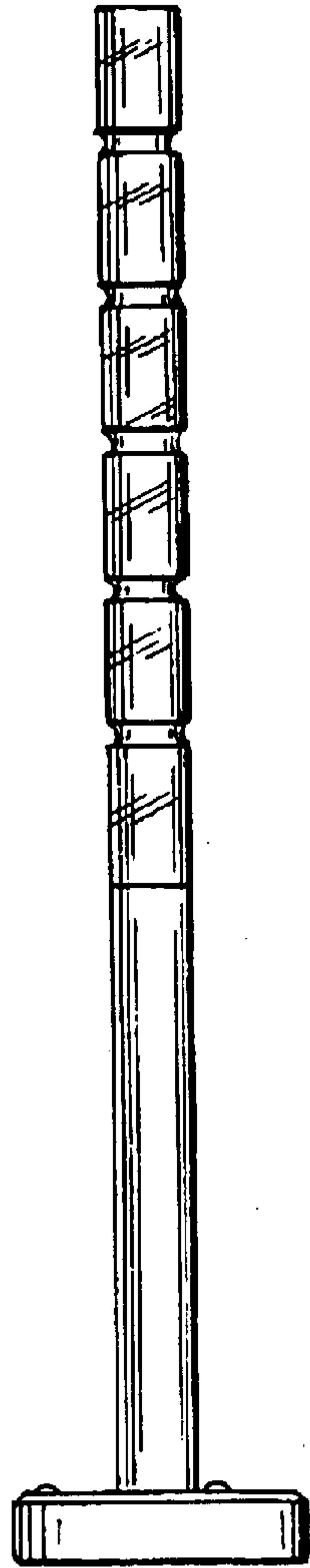


FIG. 3

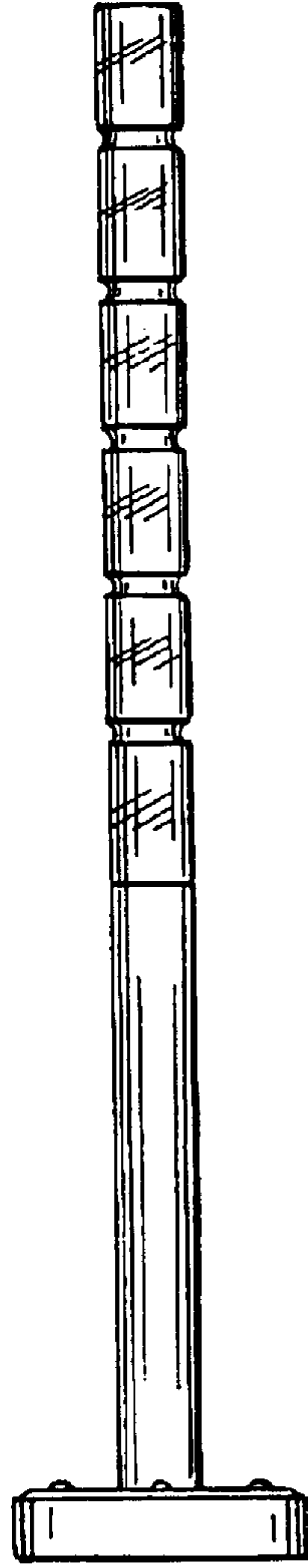


FIG. 1

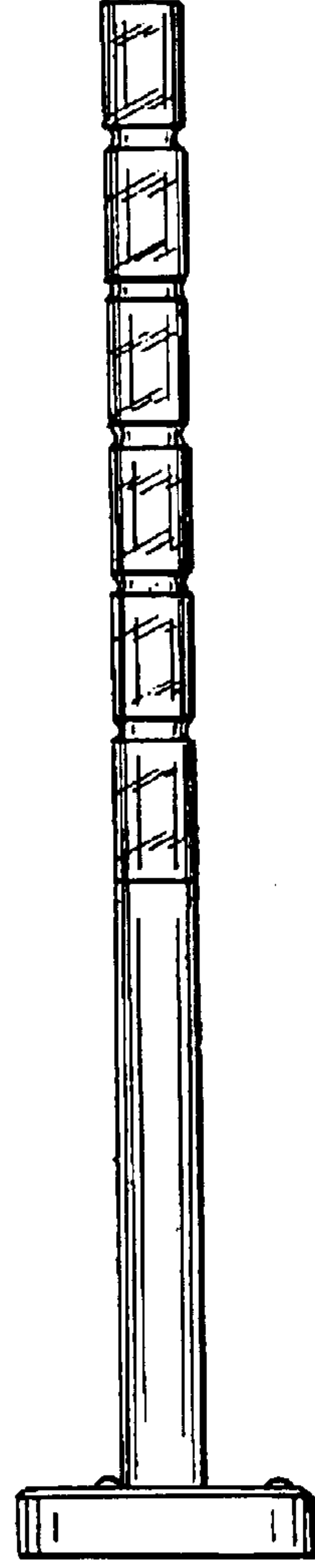


FIG. 4

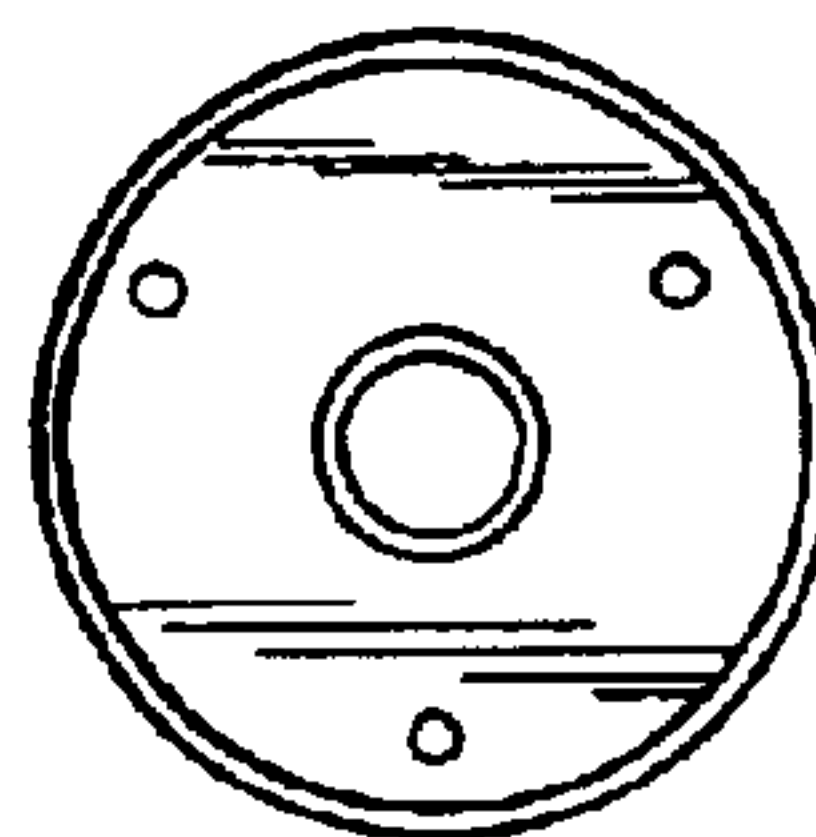


FIG. 6