



US00D488241S

(12) **United States Design Patent**
Scanni et al.

(10) **Patent No.:** **US D488,241 S**

(45) **Date of Patent:** **** Apr. 6, 2004**

(54) **PAVING STONE**

(76) Inventors: **Nino Scanni**, 5199 Warwickshire Way,
Mississauga, Ontario (CA), L5V-1N5;
Iberio E. Scanni, 5199 Warwickshire
Way, Mississauga, Ontario (CA),
L5V-1N5

(**) Term: **14 Years**

(21) Appl. No.: **29/177,161**

(22) Filed: **Mar. 6, 2003**

(51) **LOC (7) Cl.** **25-01**

(52) **U.S. Cl.** **D25/113**

(58) **Field of Search** D25/102, 112-118,
D25/164, 199; D21/484, 486, 488, 500-501,
504; 52/102, 311.2, 574-575, 588.1, 598.1,
591.1, 592.6; 404/18, 29, 32-35, 39, 41-42;
405/16, 284, 286, 303

(56) **References Cited**

U.S. PATENT DOCUMENTS

3,472,031	A	*	10/1969	Kelso	D25/116	X
3,931,700	A	*	1/1976	Scanni et al.	52/311.2	
4,262,467	A	*	4/1981	Faisant et al.	52/311.2	
4,474,504	A	*	10/1984	Whitman et al.	D25/113	X
D346,031	S	*	4/1994	Risi et al.	D25/114	
D426,001	S	*	5/2000	Azar	D25/113	
D435,119	S	*	12/2000	Whitson	D25/113	

FOREIGN PATENT DOCUMENTS

CA 81195 11/1997

OTHER PUBLICATIONS

National Concrete Masonry Association, Herndon, VA, vol. 37, No. 6, Jan. 1982: Pictorial; Concrete Masonry/Pavers, p. 1, items 1 and 4.*

Sears Home Improvement Catalog, c. 1982: round stone, item 4, p. 136.*

Kusel-form, c. 1987, triangular paver, cover.*

* cited by examiner

Primary Examiner—Louis S. Zarfes

Assistant Examiner—Robert A. Delehanty

(57) **CLAIM**

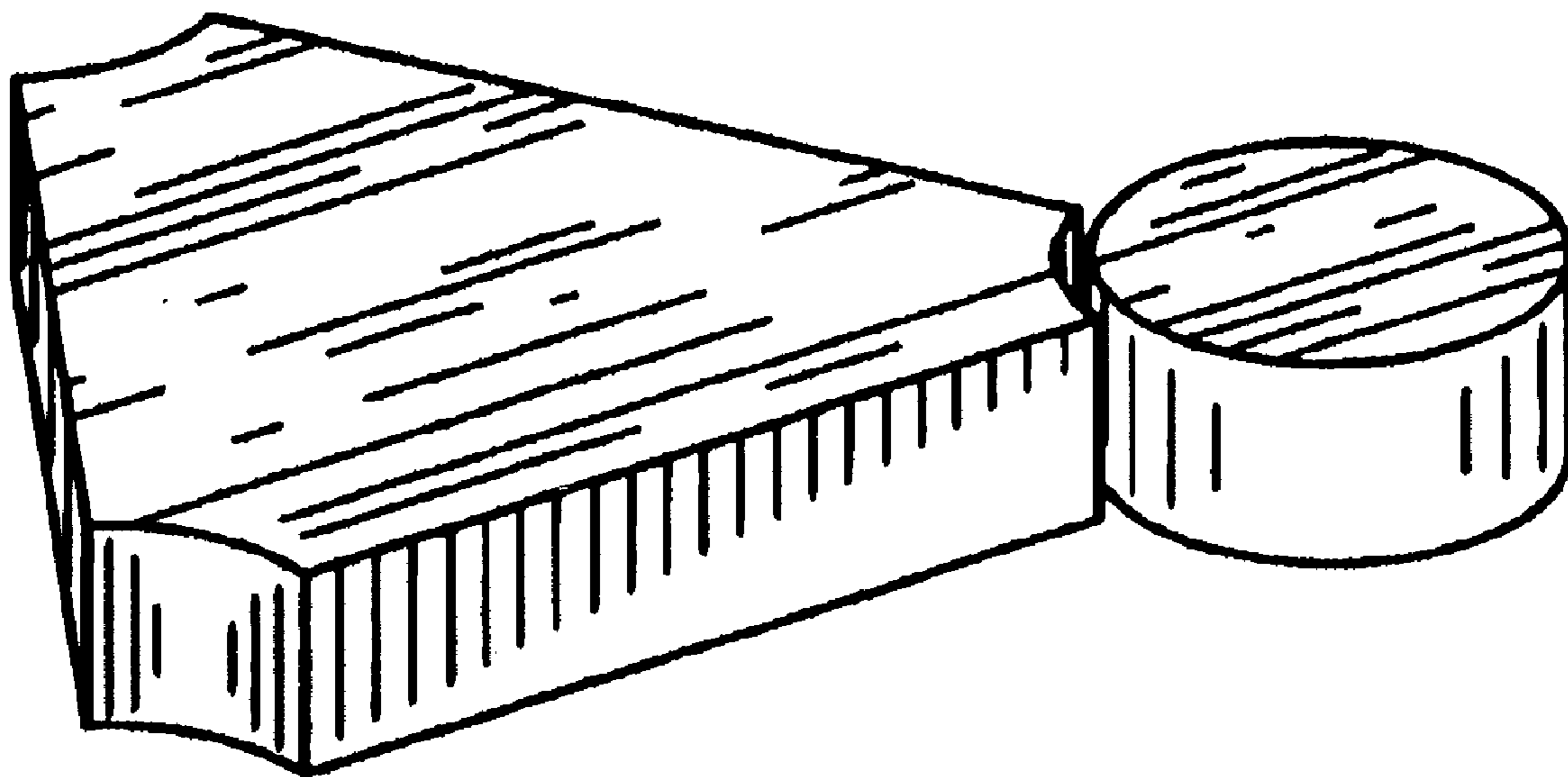
The ornamental design for a paving stone, as shown and described.

DESCRIPTION

FIG. 1 is a perspective view and another example of the second variance of our new design where the hexagonal paving stone with the three alternate cut-outs corresponds to an hexagon inscribed in a circle of much more larger diameter than the circular paving stone, wherein: said cut-outs correspond to the 60 degrees arc of the complementary circular paving stone, said cut-outs are over the sides of shorter length than the straight sides; and,

FIG. 2 is a perspective view of the paving stone design of FIG. 1 with a chamfered upper edge.

1 Claim, 2 Drawing Sheets



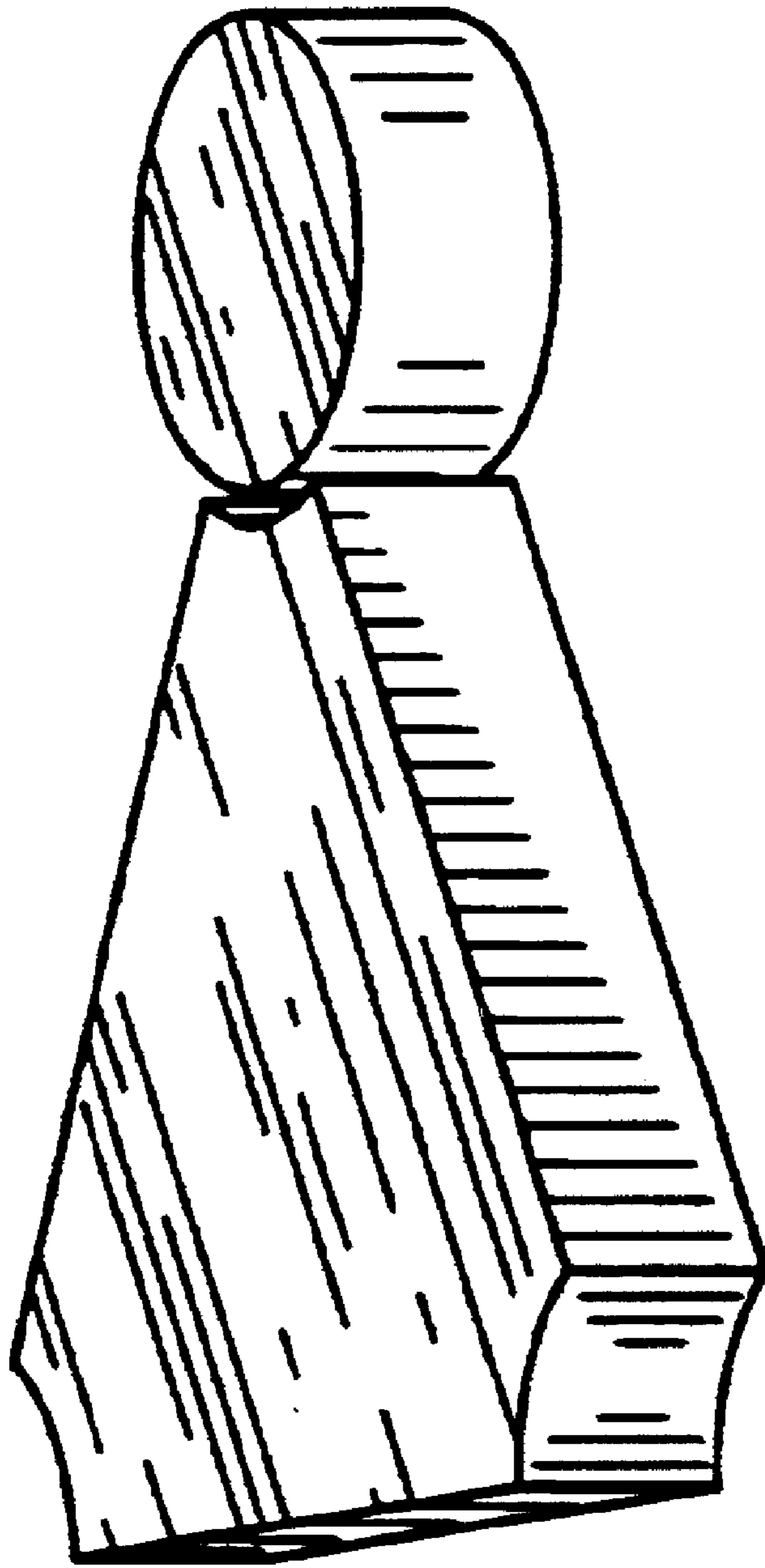


FIG.1

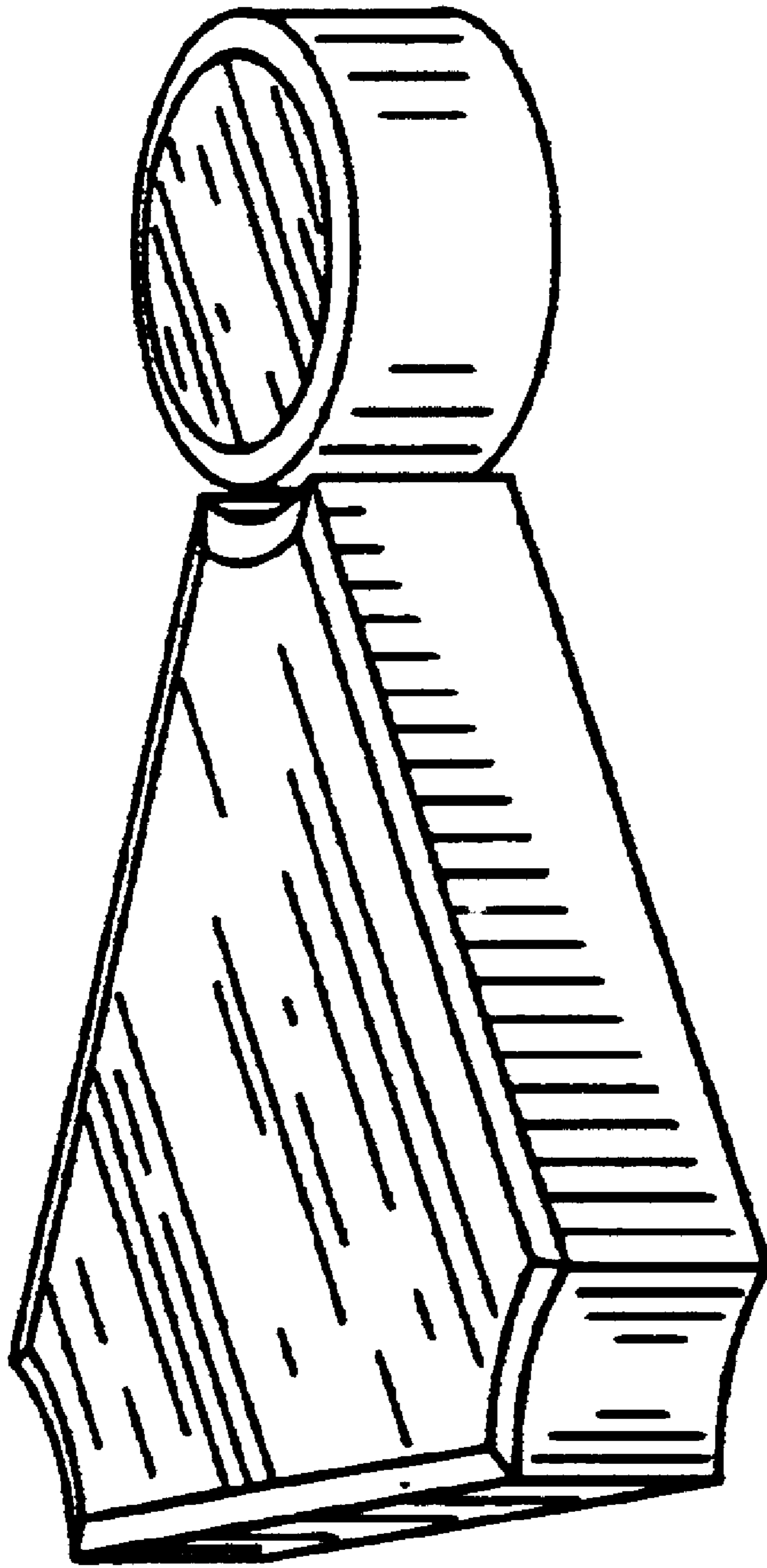


FIG.2