



US00D488208S

(12) **United States Design Patent**  
**Cook**

(10) **Patent No.:** **US D488,208 S**

(45) **Date of Patent:** **\*\* Apr. 6, 2004**

(54) **WATER MISTING RING**

(75) Inventor: **James E. Cook**, Anoka, MN (US)

(73) Assignee: **Pumptec, Inc.**, Anoka, MN (US)

(\*\*) Term: **14 Years**

(21) Appl. No.: **29/180,211**

(22) Filed: **Apr. 21, 2003**

(51) **LOC (7) Cl.** ..... **23-01**

(52) **U.S. Cl.** ..... **D23/214**

(58) **Field of Search** ..... D23/213, 214;  
239/556, 566, 567

(56) **References Cited**

**U.S. PATENT DOCUMENTS**

- 1,758,767 A \* 5/1930 Taggart ..... 239/556
- 3,322,347 A \* 5/1967 Pierce ..... 239/73
- 4,498,627 A \* 2/1985 Arginsky ..... 239/279
- D419,639 S \* 1/2000 Ormiston ..... D23/214

- D437,028 S \* 1/2001 Krueger ..... D23/214
- D441,423 S \* 5/2001 Goknur et al. .... D23/214
- D462,110 S \* 8/2002 King ..... D23/214

\* cited by examiner

*Primary Examiner*—Robin V. Taylor

(74) *Attorney, Agent, or Firm*—Roger W. Jensen

(57) **CLAIM**

The ornamental design for a water misting ring, as shown.

**DESCRIPTION**

FIG. 1 is a top view of a water misting ring showing my new design;

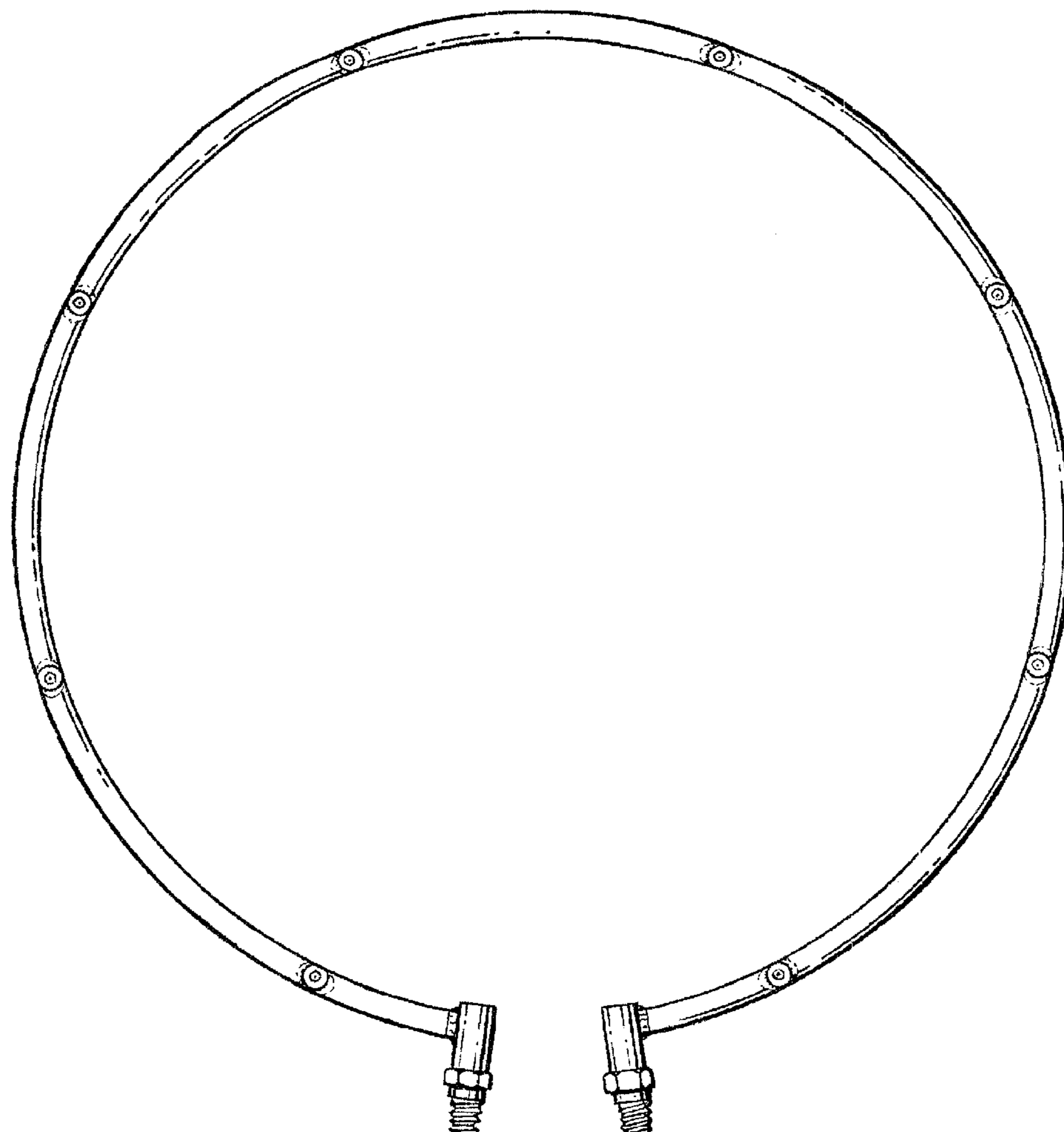
FIG. 2 is a front view thereof;

FIG. 3 is a left side view thereof, the right side view being identical;

FIG. 4 is a bottom view thereof; and,

FIG. 5 is a back view thereof.

**1 Claim, 2 Drawing Sheets**



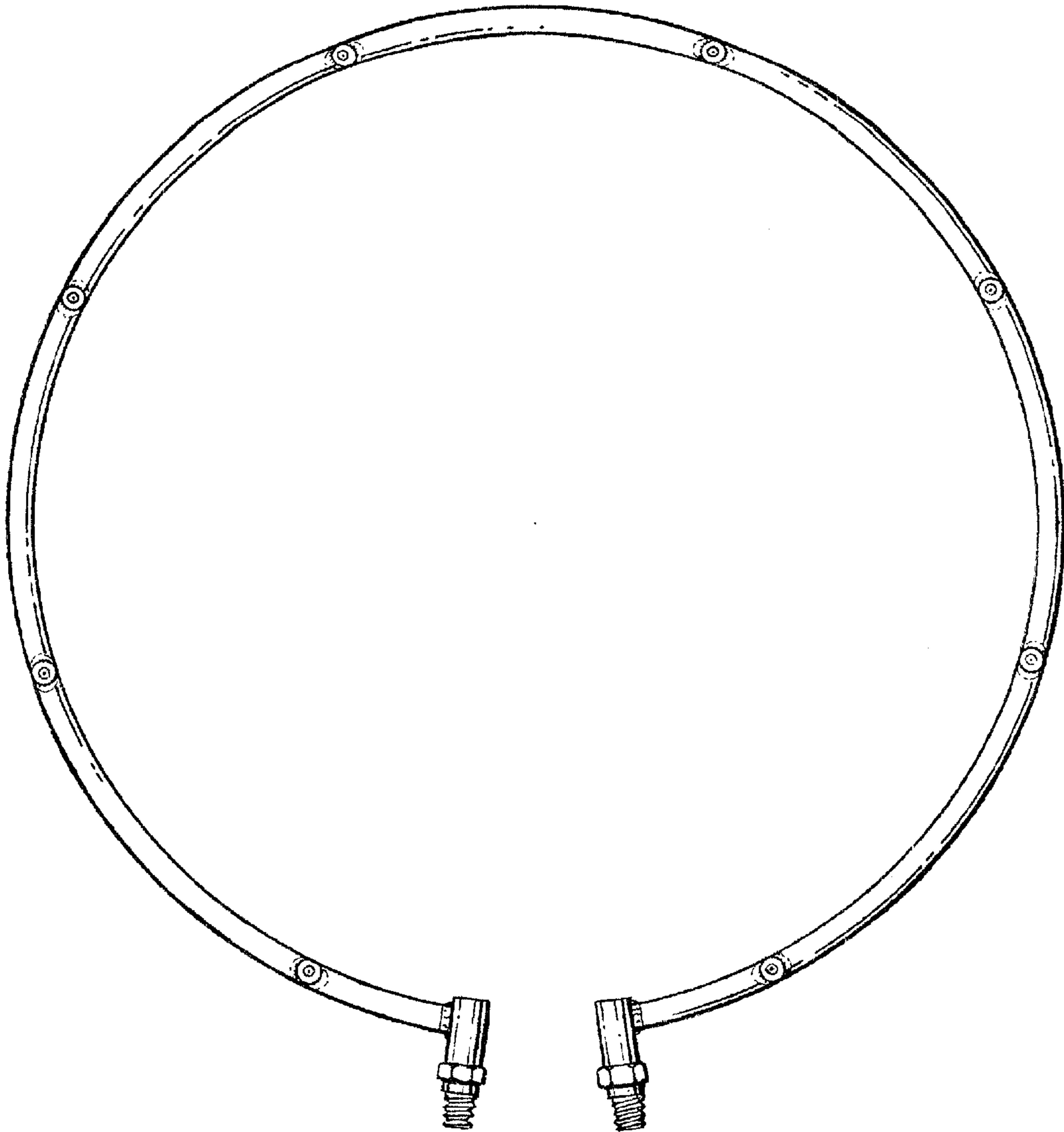


FIG. 1




FIG. 2



FIG. 3

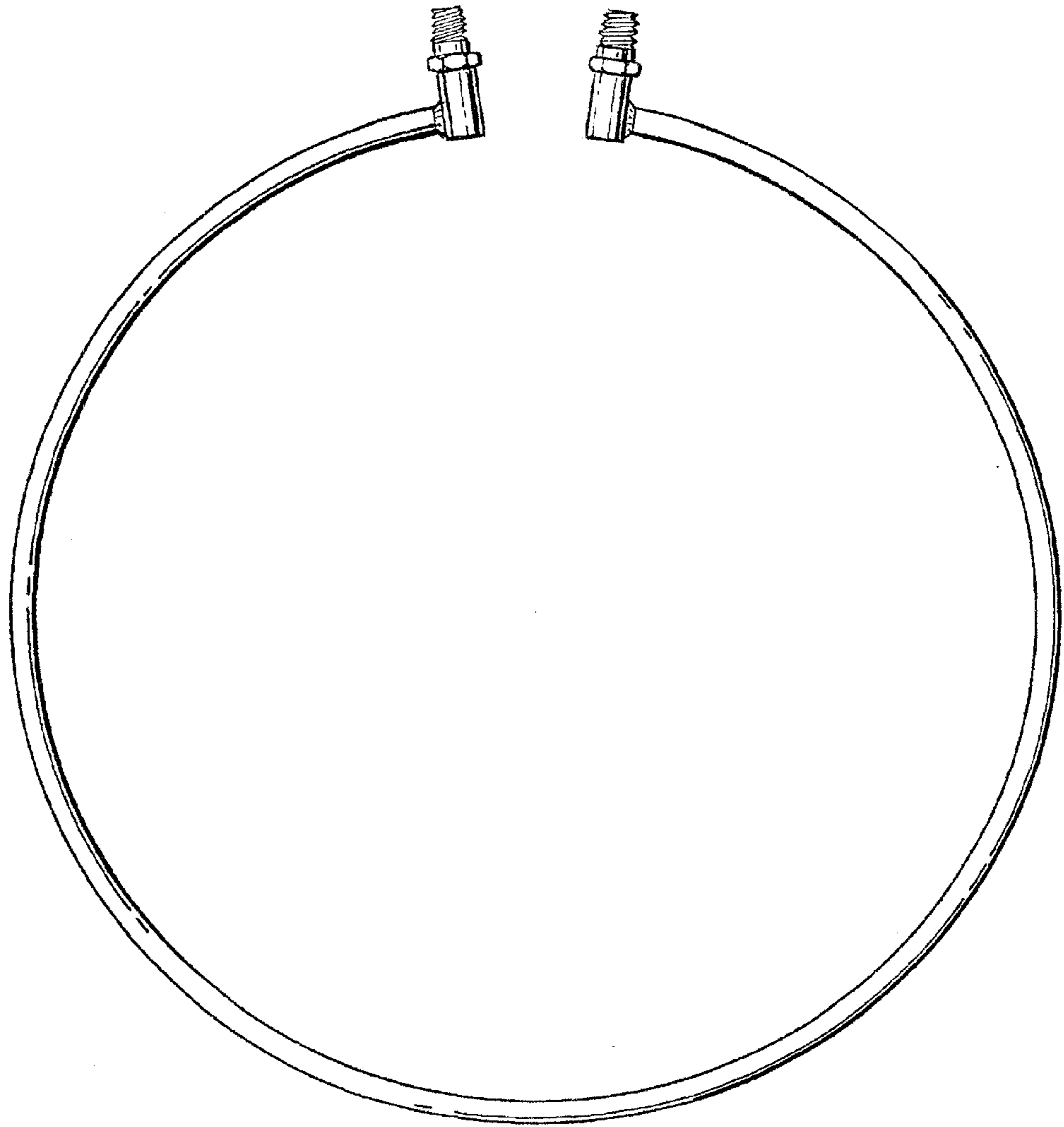


FIG. 4




FIG. 5