



US00D488193S

(12) **United States Design Patent**  
**Girard**

(10) **Patent No.:** **US D488,193 S**

(45) **Date of Patent:** **\*\* Apr. 6, 2004**

(54) **AUTOMATIC CARD SHUFFLING AND DEALING MACHINE**

(75) **Inventor:** **James J. Girard, Boise, ID (US)**

(73) **Assignee:** **Vendingdata Corporation, Las Vegas, NV (US)**

(\*\*) **Term:** **14 Years**

(21) **Appl. No.:** **29/167,591**

(22) **Filed:** **Sep. 16, 2002**

(51) **LOC (7) Cl.** ..... **21-01**

(52) **U.S. Cl.** ..... **D21/396**

(58) **Field of Search** ..... D21/385, 392,  
D21/395, 396; 273/148 R, 148 A, 149 R,  
149 P; 463/12, 47

(56) **References Cited**

**U.S. PATENT DOCUMENTS**

- 4,513,969 A \* 4/1985 Samsel, Jr. .... 273/149 R
- 4,750,743 A \* 6/1988 Nicoletti ..... 273/148 A
- 5,356,145 A \* 10/1994 Verschoor ..... 273/149 R

- 5,382,024 A \* 1/1995 Blaha ..... 273/149 R
- 5,669,816 A \* 9/1997 Garczynski et al. .... 463/12
- D432,588 S \* 10/2000 Tedham ..... D21/396
- D432,589 S \* 10/2000 Hill ..... D21/396

\* cited by examiner

*Primary Examiner*—Sandra L. Morris

(74) *Attorney, Agent, or Firm*—Rob L. Phillips; Quirk & Tratos

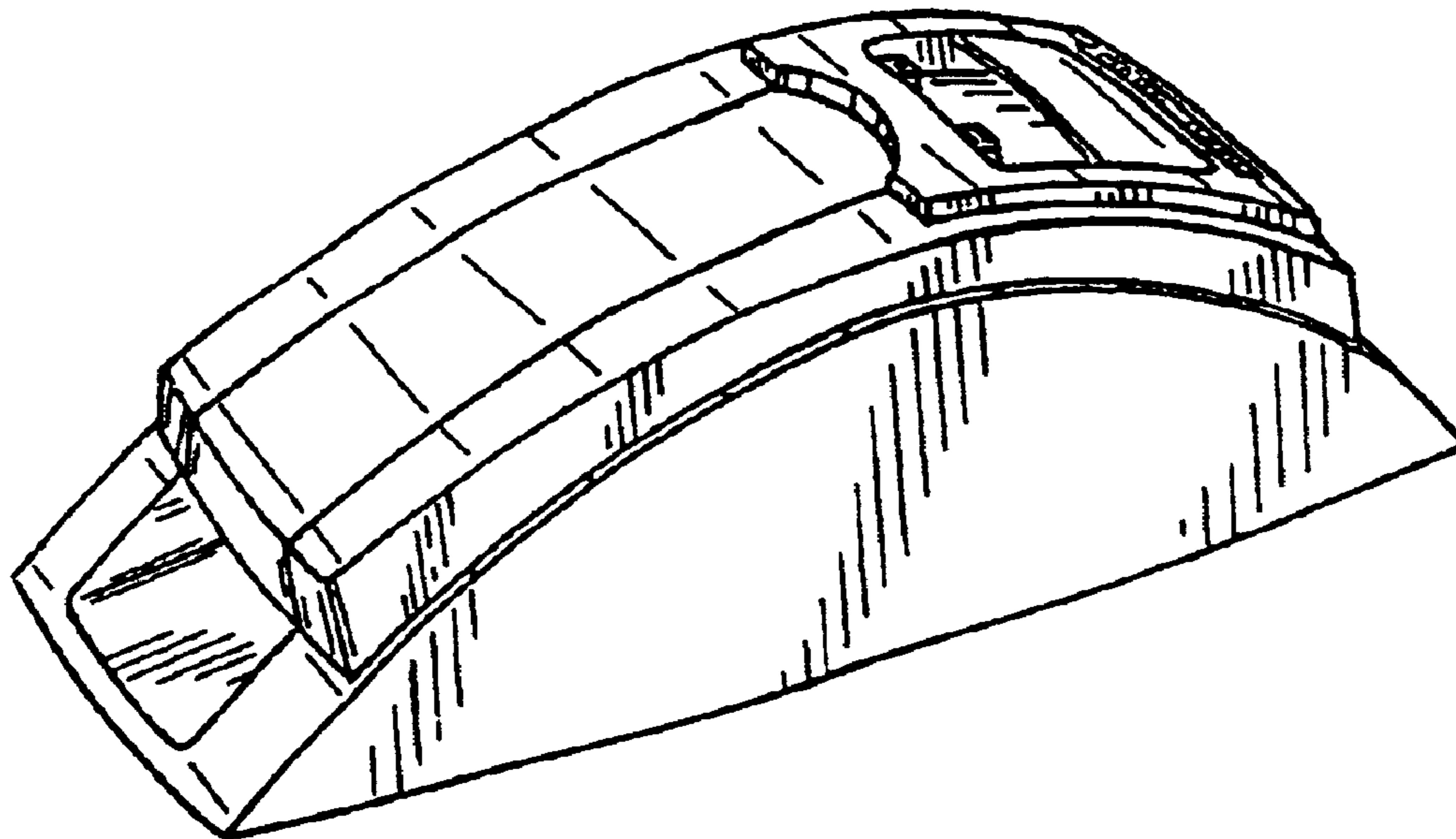
(57) **CLAIM**

The ornamental design for an automatic card shuffling and dealing machine, as shown and described.

**DESCRIPTION**

- FIG. 1 is an elevated perspective view of the present invention;
- FIG. 2 is a top view of the present invention;
- FIG. 3 is a right side view of the present invention;
- FIG. 4 is a front view of the present invention;
- FIG. 5 is a left side view of the present invention;
- FIG. 6 is a rear view of the present invention; and,
- FIG. 7 is a bottom view of the present invention.

**1 Claim, 2 Drawing Sheets**



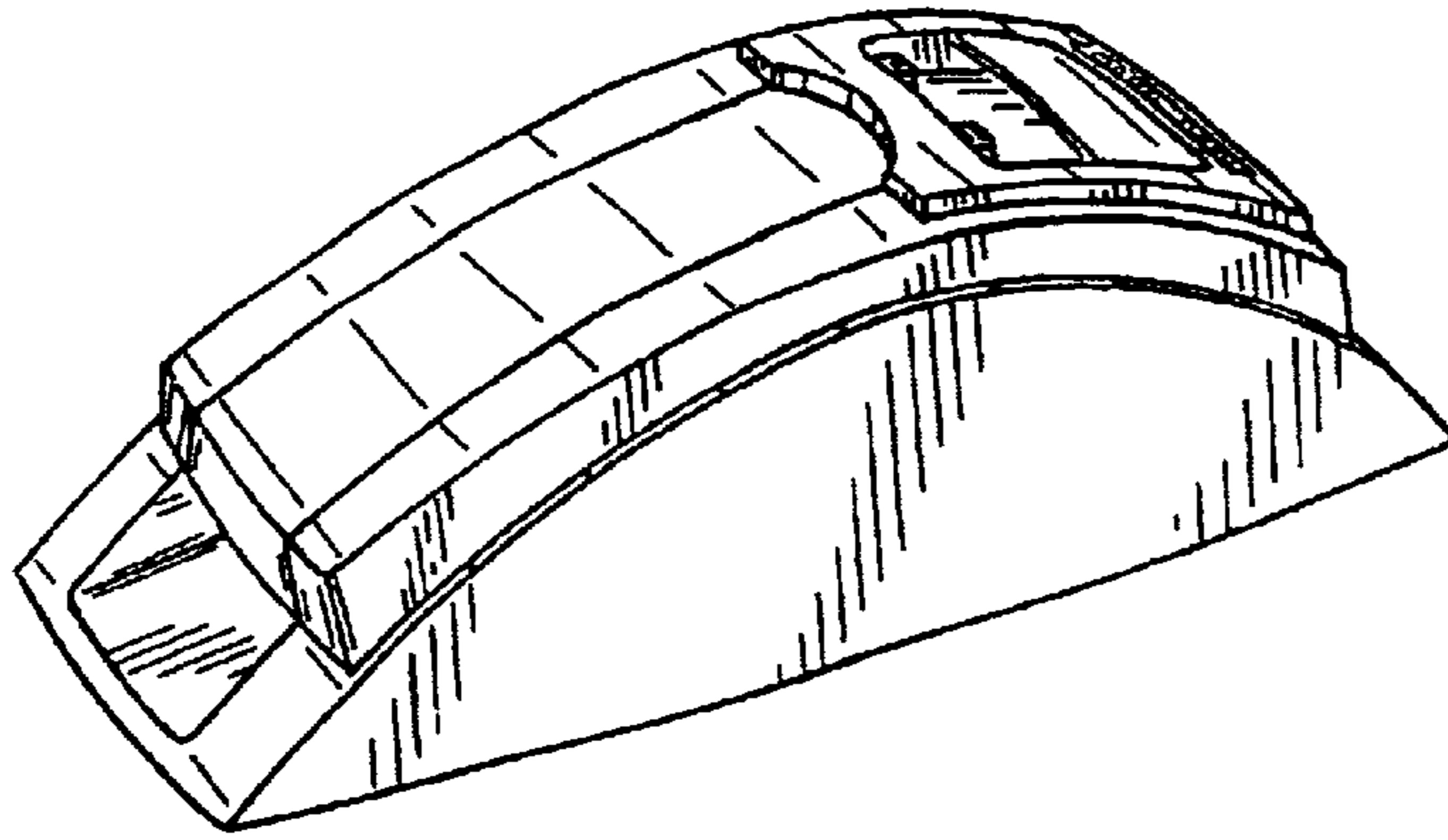


FIG. 1

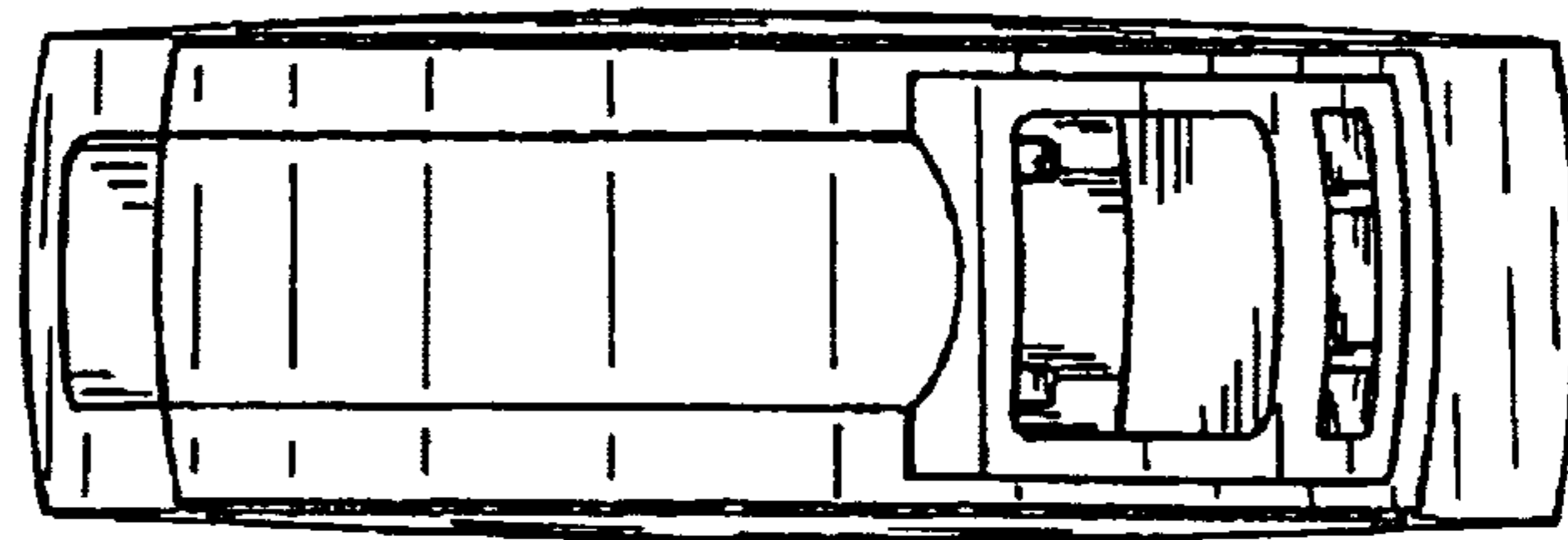


FIG. 2

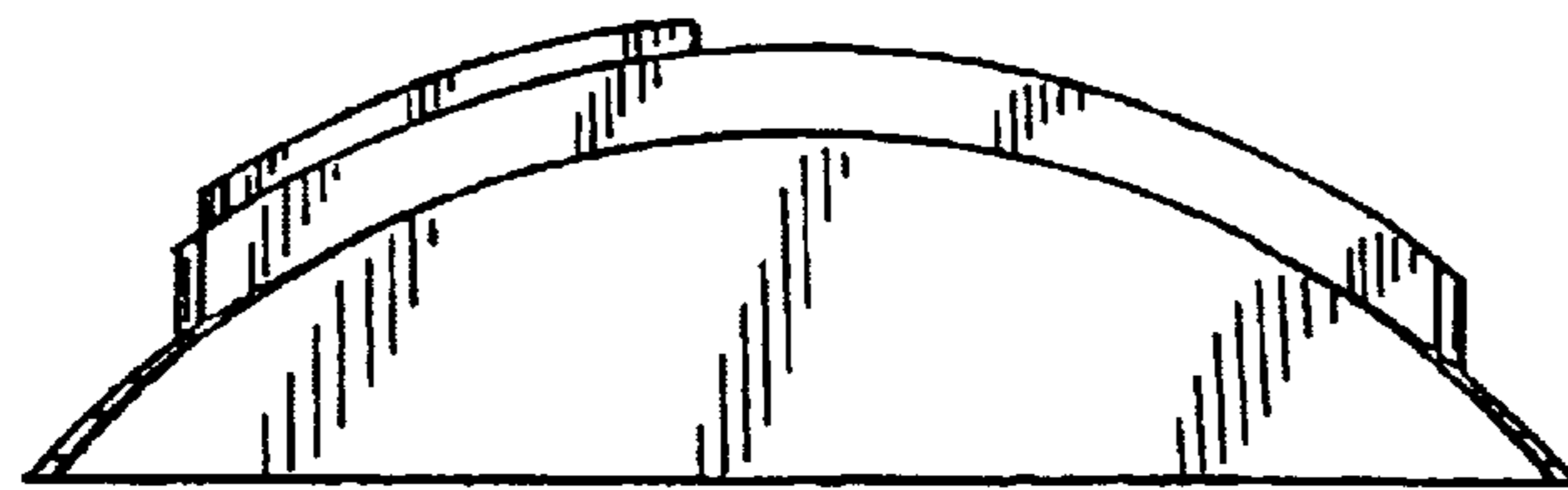


FIG. 3

FIG. 4




FIG. 5

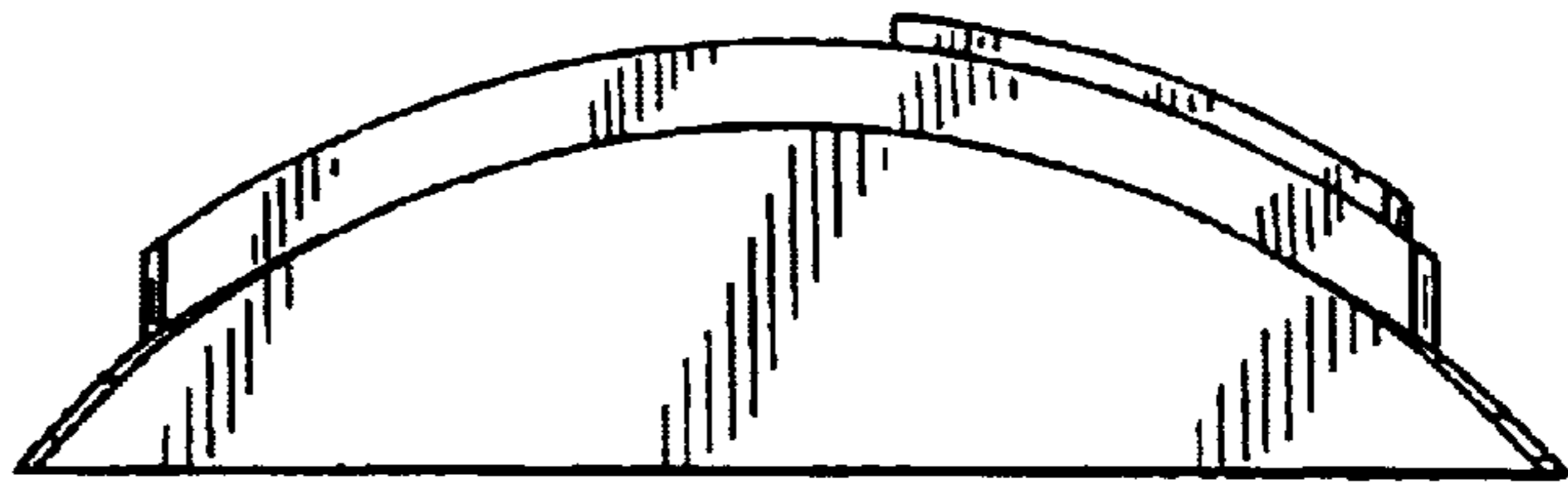


FIG. 6

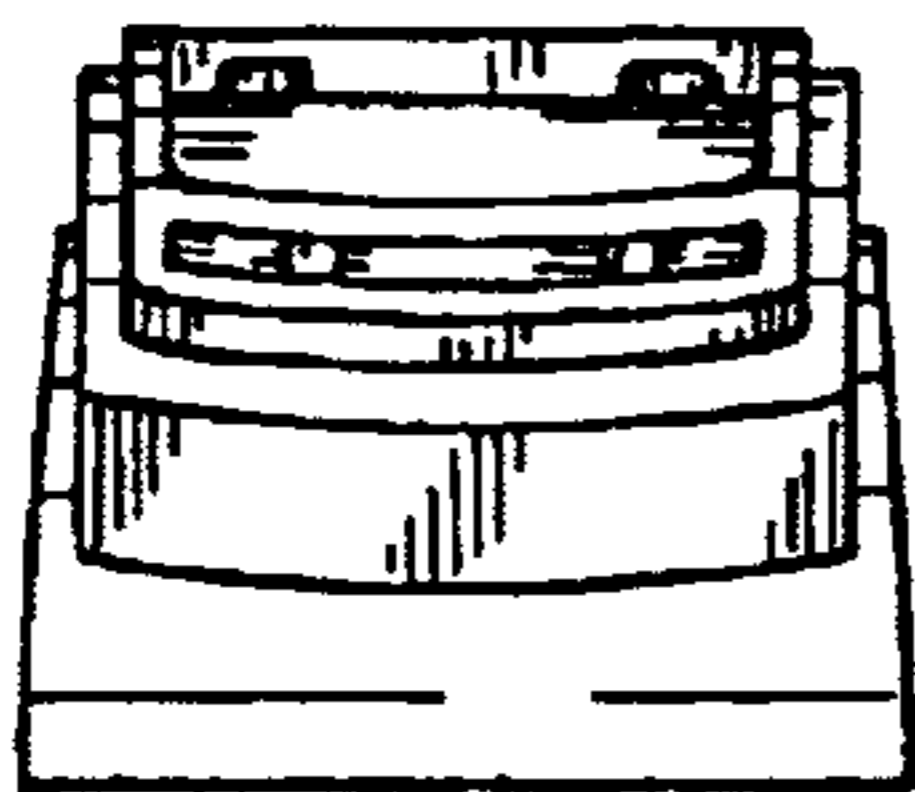


FIG. 7

