



US00D488188S

(12) **United States Design Patent**  
**Keda**

(10) **Patent No.:** **US D488,188 S**

(45) **Date of Patent:** **\*\* Apr. 6, 2004**

(54) **WRITING INSTRUMENT**

D458,306 S \* 6/2002 Moon ..... D19/51  
D480,758 S \* 10/2003 Keda ..... D19/56

(75) Inventor: **Tadashi Keda**, Kawagoe (JP)

\* cited by examiner

(73) Assignee: **Kotobuki & Co., Ltd.**, Kyoto-fu (JP)

*Primary Examiner*—Martie K. Holtje

(\*\*) Term: **14 Years**

(74) *Attorney, Agent, or Firm*—Rothwell, Figg, Ernst & Manbeck, p.c.

(21) Appl. No.: **29/183,798**

(57) **CLAIM**

(22) Filed: **Jun. 18, 2003**

The ornamental design for a writing instrument, as shown and described.

(30) **Foreign Application Priority Data**

**DESCRIPTION**

Dec. 20, 2002 (JP) ..... 2002-037120

(51) **LOC (7) Cl.** ..... **19-06**

(52) **U.S. Cl.** ..... **D19/51; D19/56**

(58) **Field of Search** ..... D19/35, 36, 41-51,  
D19/53-58, 81-85; 401/6, 7, 88, 99, 100,  
101, 103-106, 107-110, 111-117, 209

FIG. 1 is a front elevational view of a writing instrument according to the present invention;

FIG. 2 is a right side elevational view of the writing instrument of FIG. 1, the left side view being a mirror image of the right side view;

FIG. 3 is a rear elevational view of the writing instrument of FIG. 1;

FIG. 4 is a top plan view of the writing instrument of FIG. 1;

FIG. 5 is a bottom plan view of the writing instrument of FIG. 1;

FIG. 6 is a front elevational view of the writing instrument of FIG. 1, in which a front end of a front tip is extruded; and, FIG. 7 is a front perspective view of the writing instrument of FIG. 1.

(56) **References Cited**

**U.S. PATENT DOCUMENTS**

D338,039 S	8/1993	Takahashi	.....	D19/51
D375,525 S	* 11/1996	Boix Gacia	.....	D19/51
D394,875 S	* 6/1998	Izushima	.....	D19/51
D437,352 S	* 2/2001	Matsuzaki et al.	.....	D19/51
D444,498 S	* 7/2001	Izushima	.....	D19/49
D444,500 S	* 7/2001	Izushima	.....	D19/51
D445,829 S	7/2001	Izushima	.....	D19/48
D448,803 S	* 10/2001	Izushima	.....	D19/51
D448,804 S	* 10/2001	Izushima	.....	D19/51

**1 Claim, 3 Drawing Sheets**



FIG. 2

FIG. 1

FIG. 3



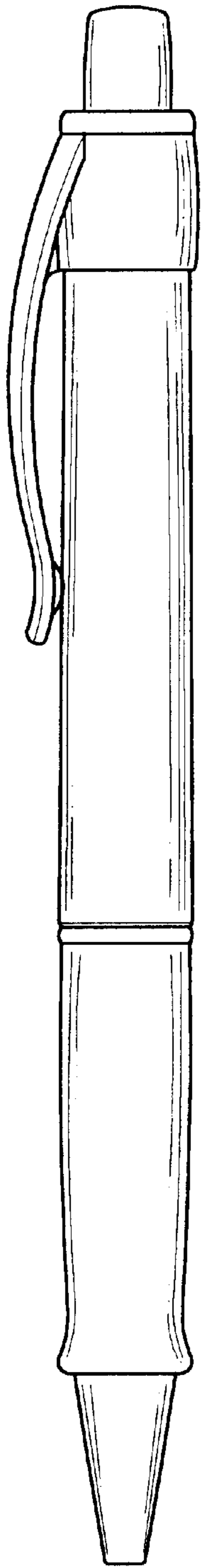


FIG. 6

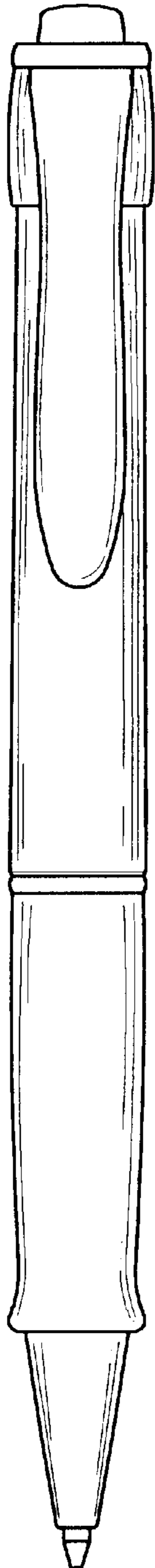


FIG. 4

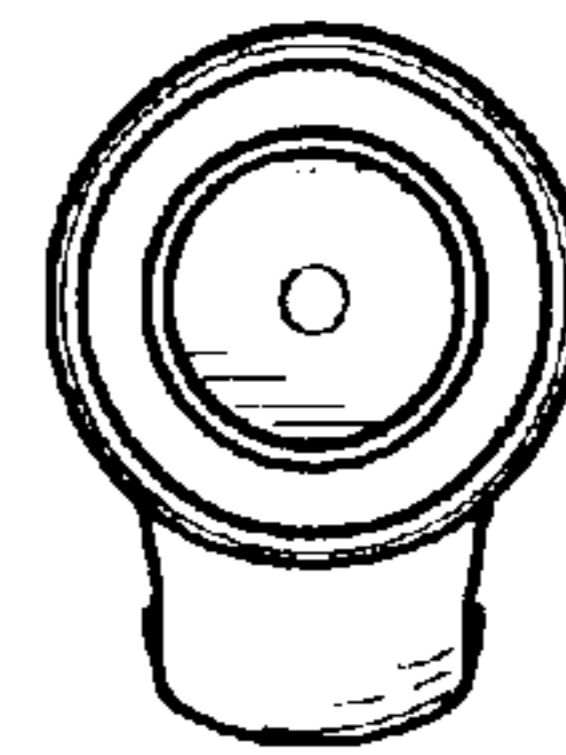


FIG. 5

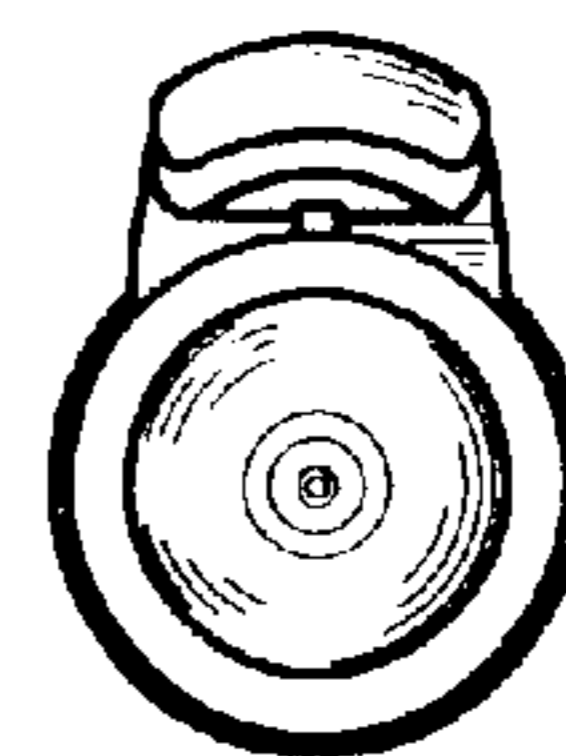



FIG. 7



UNITED STATES PATENT AND TRADEMARK OFFICE  
**CERTIFICATE OF CORRECTION**

PATENT NO. : Des. 488,188 S  
DATED : April 6, 2004  
INVENTOR(S) : Alessandro Vismara

Page 1 of 1

It is certified that error appears in the above-identified patent and that said Letters Patent is hereby corrected as shown below:

Title page,  
Item [30] Foreign Application Priority Data,  
Sep. 21, 2000 IT.....MI2001 0 000646 --

Signed and Sealed this

Twenty-fourth Day of August, 2004



---

JON W. DUDAS  
*Director of the United States Patent and Trademark Office*