



US00D488176S

(12) **United States Design Patent**
Kasperik et al.

(10) **Patent No.:** **US D488,176 S**

(45) **Date of Patent:** **** Apr. 6, 2004**

(54) **CUTTING INSERT**

(75) **Inventors:** **James Robert Kasperik**, Latrobe, PA (US); **Joseph Victor Nelson**, Greensburg, PA (US)

(73) **Assignee:** **Kennametal Inc.**, Latrobe, PA (US)

(**) **Term:** **14 Years**

(21) **Appl. No.:** **29/182,545**

(22) **Filed:** **May 28, 2003**

(51) **LOC (7) Cl.** **15-09**

(52) **U.S. Cl.** **D15/139**

(58) **Field of Search** D15/127, 130, D15/138-39; 407/113-17

5,265,985 A	11/1993	Boppana et al.	
5,282,703 A	2/1994	Itaba et al.	
D345,984 S	* 4/1994	Ishikawa et al.	D15/139
D362,859 S	* 10/1995	Wiman et al.	D15/139
5,525,016 A	6/1996	Paya et al.	
5,630,681 A	5/1997	Paya	
5,695,303 A	12/1997	Boianjiu et al.	
5,743,681 A	4/1998	Wiman et al.	
5,758,994 A	6/1998	Hintze et al.	
5,810,520 A	9/1998	Hintze et al.	
5,839,857 A	11/1998	Paya	
6,152,658 A	11/2000	Satran et al.	
6,186,705 B1	2/2001	Kumar et al.	
6,234,726 B1	5/2001	Okada et al.	
6,267,541 B1	7/2001	Isakov et al.	
6,447,218 B1	9/2002	Lagerberg	
D477,003 S	* 7/2003	Muren et al.	D15/139

FOREIGN PATENT DOCUMENTS

EP	0 046 511 B1	6/1986
EP	0 404 744 B1	8/1994

* cited by examiner

Primary Examiner—Brian N. Vinson
(74) *Attorney, Agent, or Firm*—Larry R. Meenan

(57) **CLAIM**

The ornamental design for a cutting insert, as shown and described.

DESCRIPTION

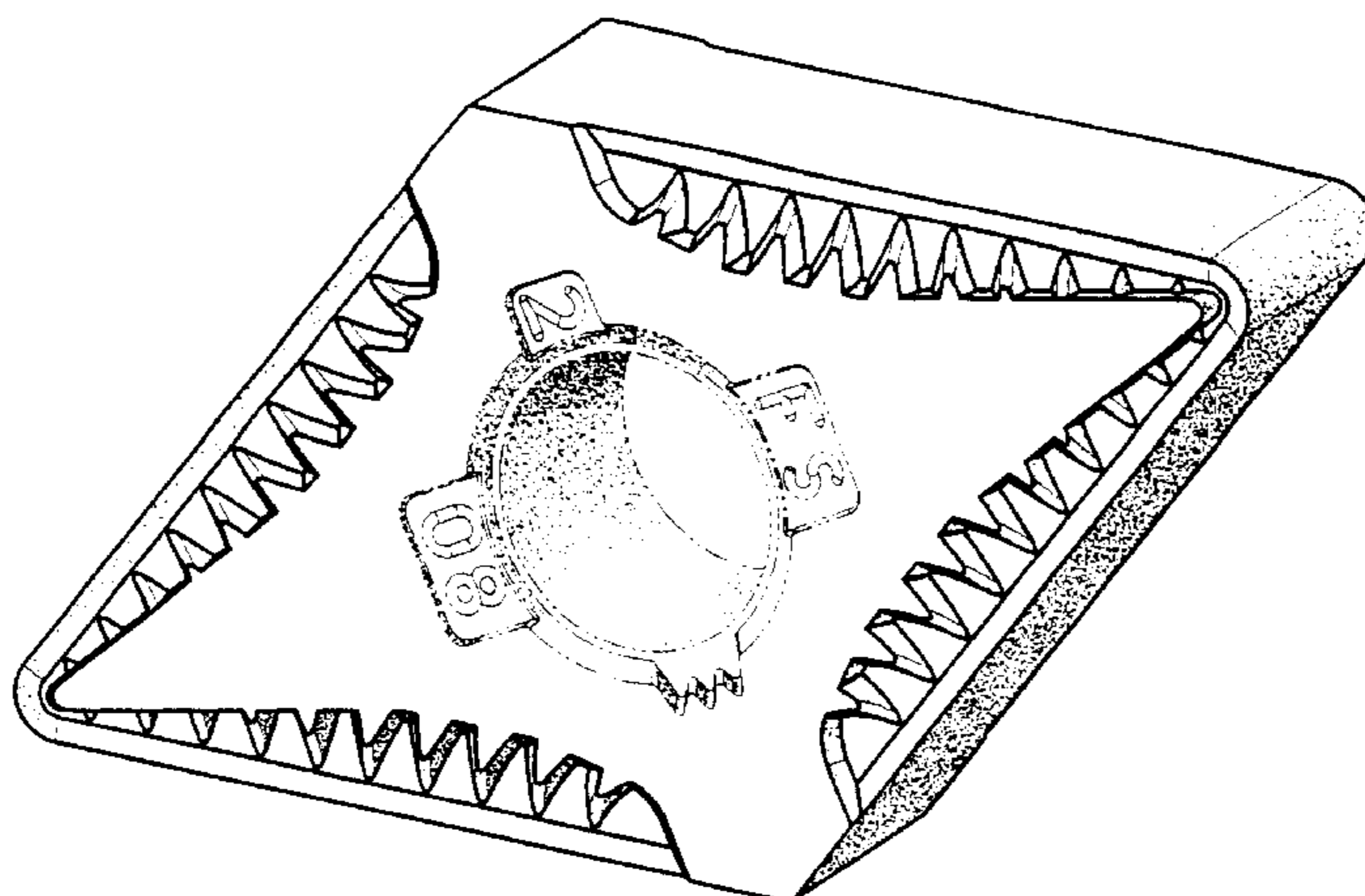
FIG. 1 is a front, perspective view of a cutting insert showing our new design; FIG. 2 is a rear, perspective view of the cutting insert of FIG. 1; FIG. 3 is a top view of the cutting insert of FIG. 1; FIG. 4 is a bottom view of the cutting insert of FIG. 1; FIG. 5 is a left side view of the cutting insert of FIG. 1; FIG. 6 is a right side view of the cutting insert of FIG. 1; FIG. 7 is a top view of the cutting insert of FIG. 1; and, FIG. 8 is a rear view of the cutting insert of FIG. 1. The broken-line disclosure in the views is for illustrative purposes only and forms no part of the claimed design.

1 Claim, 3 Drawing Sheets

(56) **References Cited**

U.S. PATENT DOCUMENTS

4,215,957 A	8/1980	Holma et al.	
4,335,984 A	6/1982	Zweekly	
4,367,900 A	* 1/1983	Trumper	407/116 X
4,447,175 A	5/1984	Warren	
4,479,744 A	10/1984	Stricker	
4,487,534 A	12/1984	Reiter	
4,531,864 A	7/1985	Bylund	
4,597,696 A	7/1986	Maeda et al.	
4,626,140 A	12/1986	Zweekly et al.	
4,629,371 A	12/1986	Maeda et al.	
4,681,486 A	7/1987	Hale	
4,787,784 A	11/1988	Bernadic et al.	
4,846,609 A	7/1989	Bernadic et al.	
4,856,942 A	* 8/1989	Bernadic et al.	407/114
4,859,122 A	8/1989	Patterson et al.	
4,880,338 A	11/1989	Stashko	
D305,662 S	1/1990	Niebauer	
D305,663 S	1/1990	Niebauer	
4,915,548 A	4/1990	Fouquer et al.	
4,988,242 A	1/1991	Pettersson et al.	
5,044,840 A	9/1991	Fouquer et al.	
5,074,720 A	12/1991	Loqvist et al.	
5,116,167 A	5/1992	Niebauer	
5,122,017 A	6/1992	Niebauer	
5,180,258 A	* 1/1993	Bernadic	407/114



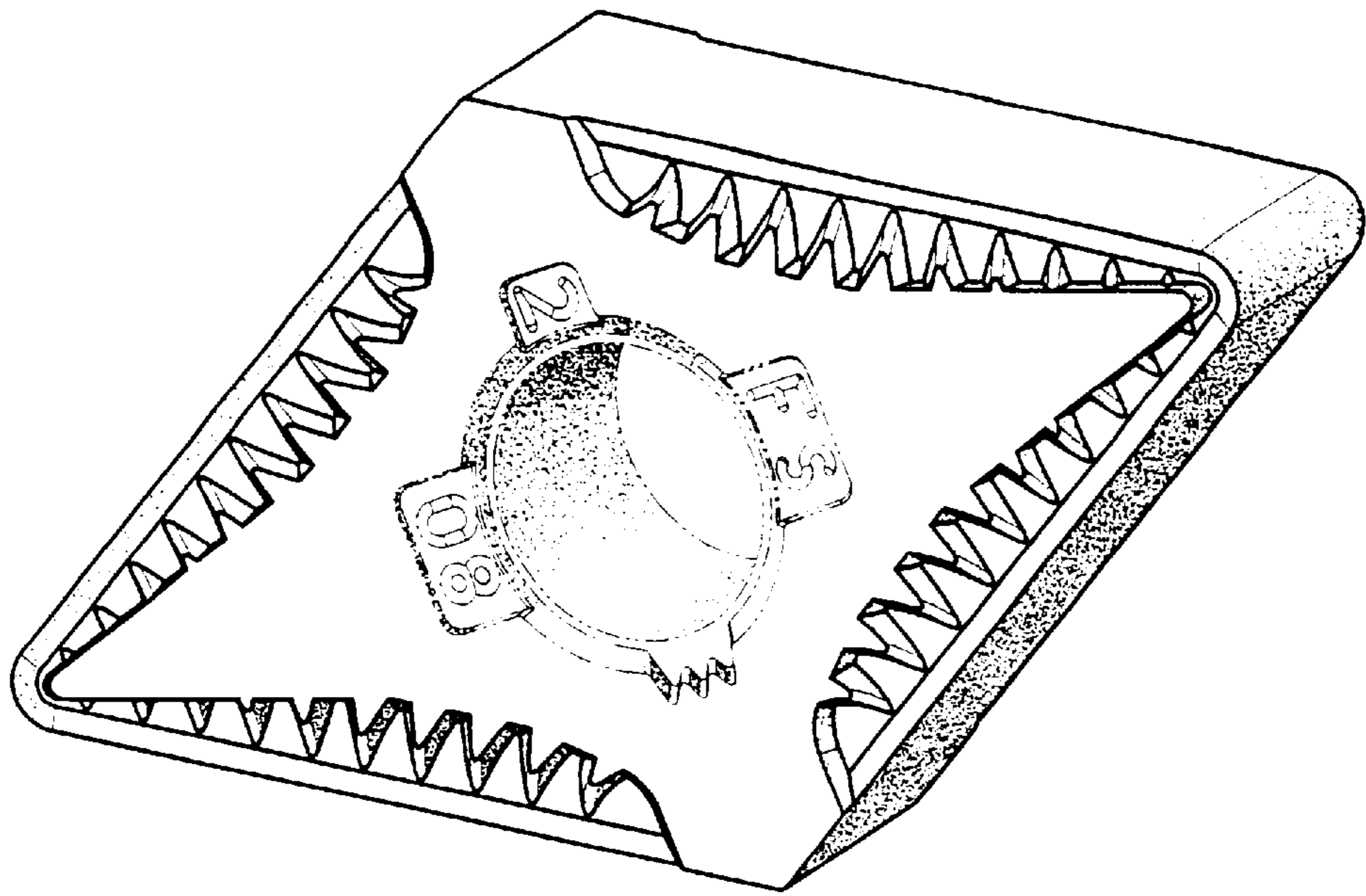


FIG. 1

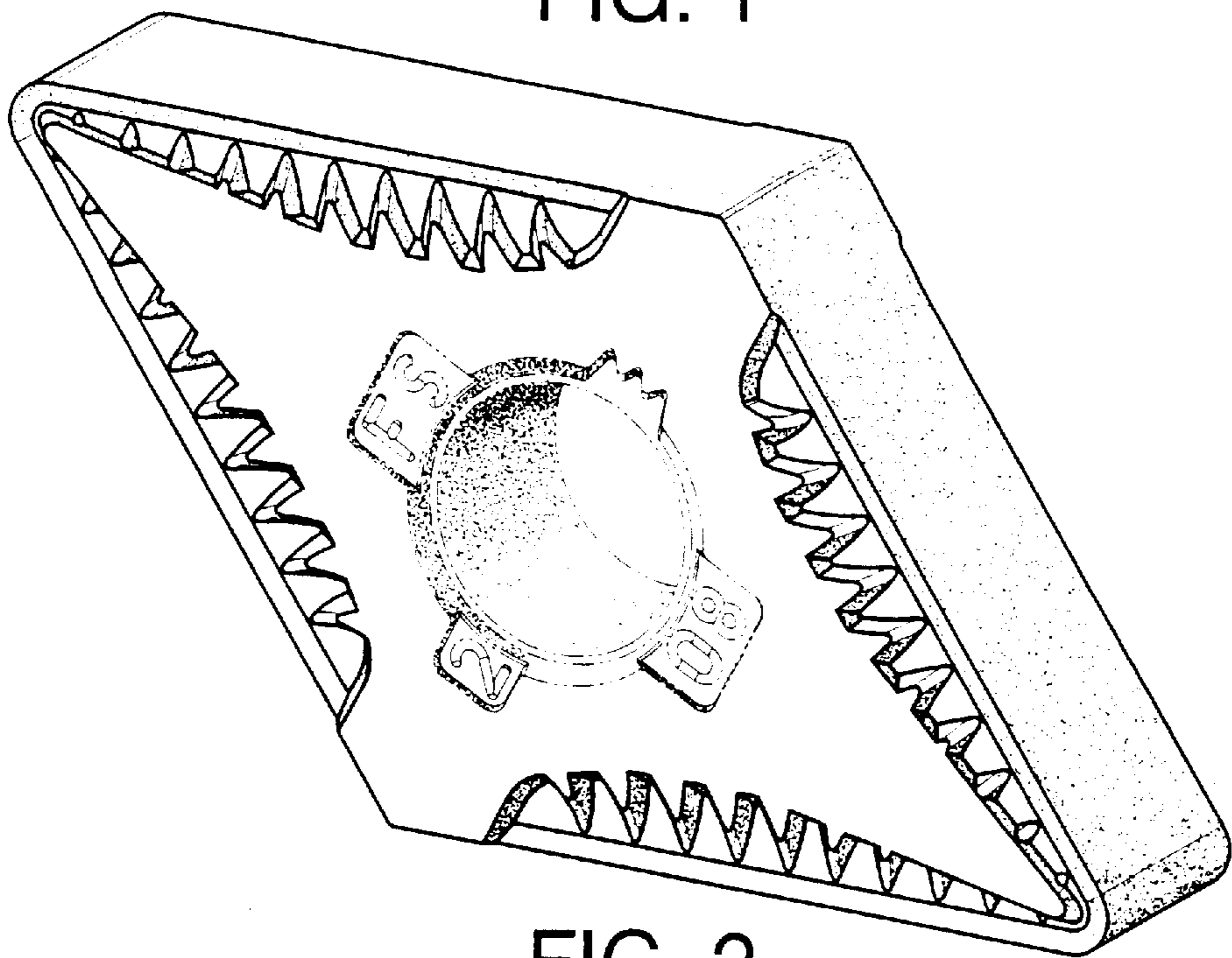


FIG. 2




FIG. 3




FIG. 4




FIG. 5




FIG. 6

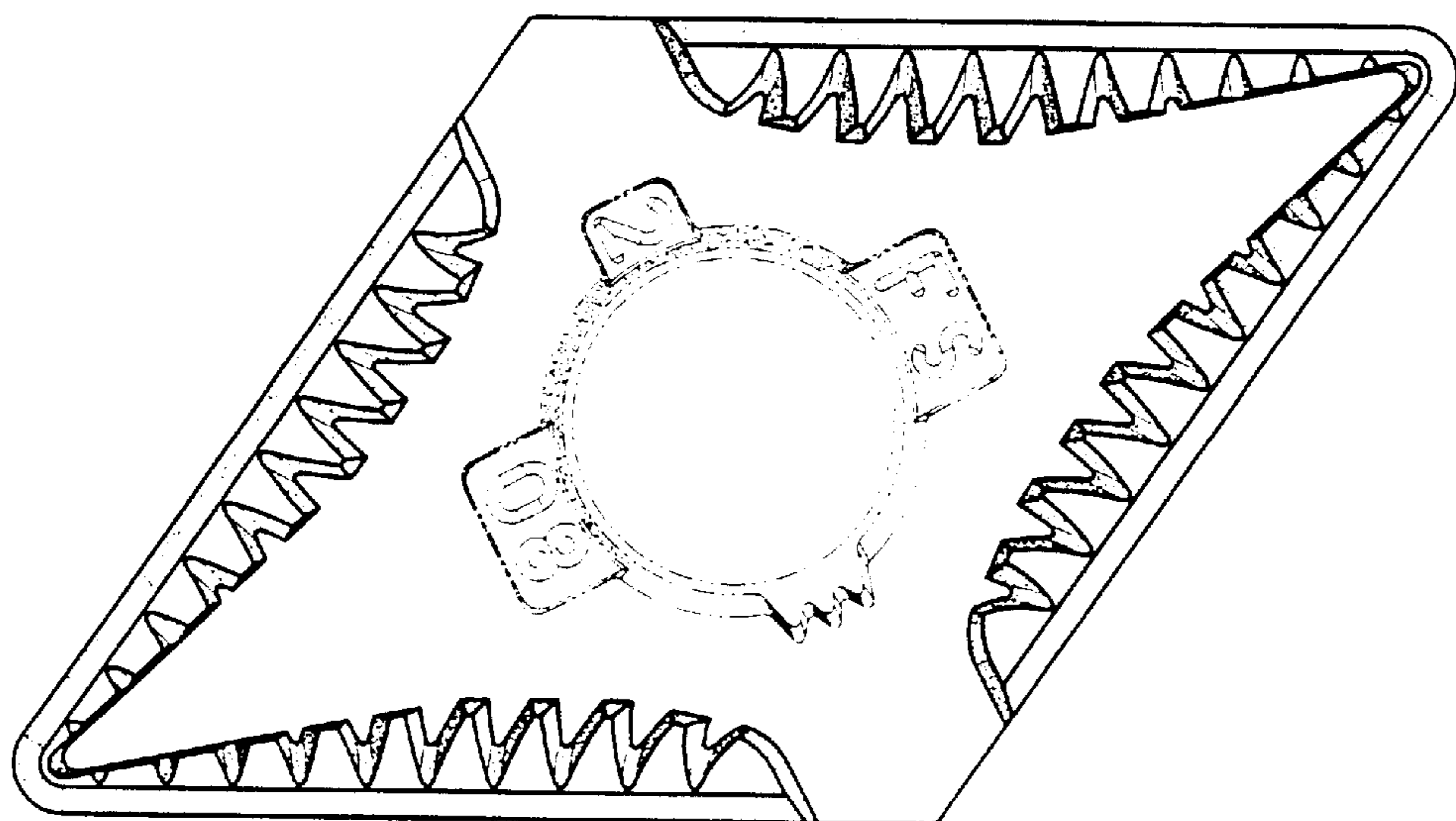


FIG. 7

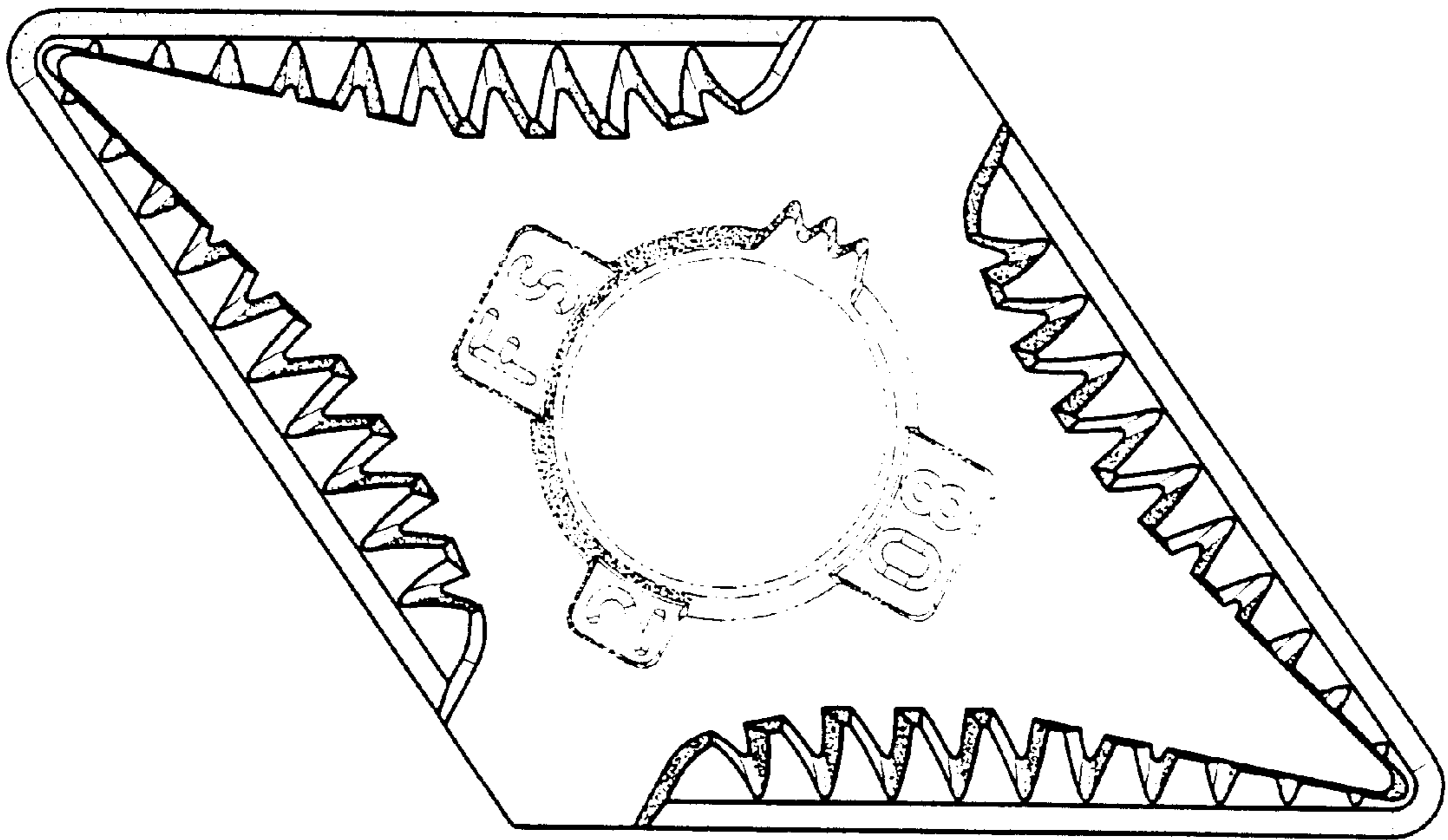


FIG. 8