



US00D488149S

(12) **United States Design Patent**
James

(10) **Patent No.:** **US D488,149 S**

(45) **Date of Patent:** **** Apr. 6, 2004**

(54) **TV CALLER ID**

(76) **Inventor:** **Roger D. James**, 4525 164th St. SW.
#9301, Lynnwood, WA (US) 98037

(**) **Term:** **14 Years**

(21) **Appl. No.:** **29/157,876**

(22) **Filed:** **Mar. 28, 2002**

(51) **LOC (7) Cl.** **14-03**

(52) **U.S. Cl.** **D14/240**

(58) **Field of Search** D14/240-256,
D14/140, 455, 383, 390, 399; 379/142.06,
142.04, 142.17, 440, 442, 142.08, 142.09,
142.11; 455/26.1, 508, 172.1, 879

(56) **References Cited**

U.S. PATENT DOCUMENTS

3,952,167	A	*	4/1976	Suzuki et al.	379/442
4,962,528	A	*	10/1990	Herrera	379/442
D348,435	S	*	7/1994	Farinelli et al.	D13/168
D349,501	S	*	8/1994	Fan	D14/240
5,455,859	A	*	10/1995	Gutzmer	379/442

5,566,232	A	*	10/1996	Sizer, II	379/142.17
5,907,604	A	*	5/1999	Hsu	379/142.06
D413,605	S	*	9/1999	Thomas	D14/240
D449,544	S	*	10/2001	Liu	D10/46.1
D460,053	S	*	7/2002	Choi	D13/168
D463,416	S	*	9/2002	Tomino et al.	D14/240
D464,338	S	*	10/2002	Ivy et al.	D14/240
D466,089	S	*	11/2002	Suen	D13/162

* cited by examiner

Primary Examiner—Charles A. Rademaker

(74) *Attorney, Agent, or Firm*—Richard L. Mikesell

(57) **CLAIM**

The ornamental design for a TV caller ID, as shown and described.

DESCRIPTION

FIG. 1 is perspective view of a TV caller ID showing my new design;

FIG. 2 is a left side elevation view thereof;

FIG. 3 is a rear elevation view thereof; and,

FIG. 4 is a bottom plan view thereof.

1 Claim, 1 Drawing Sheet

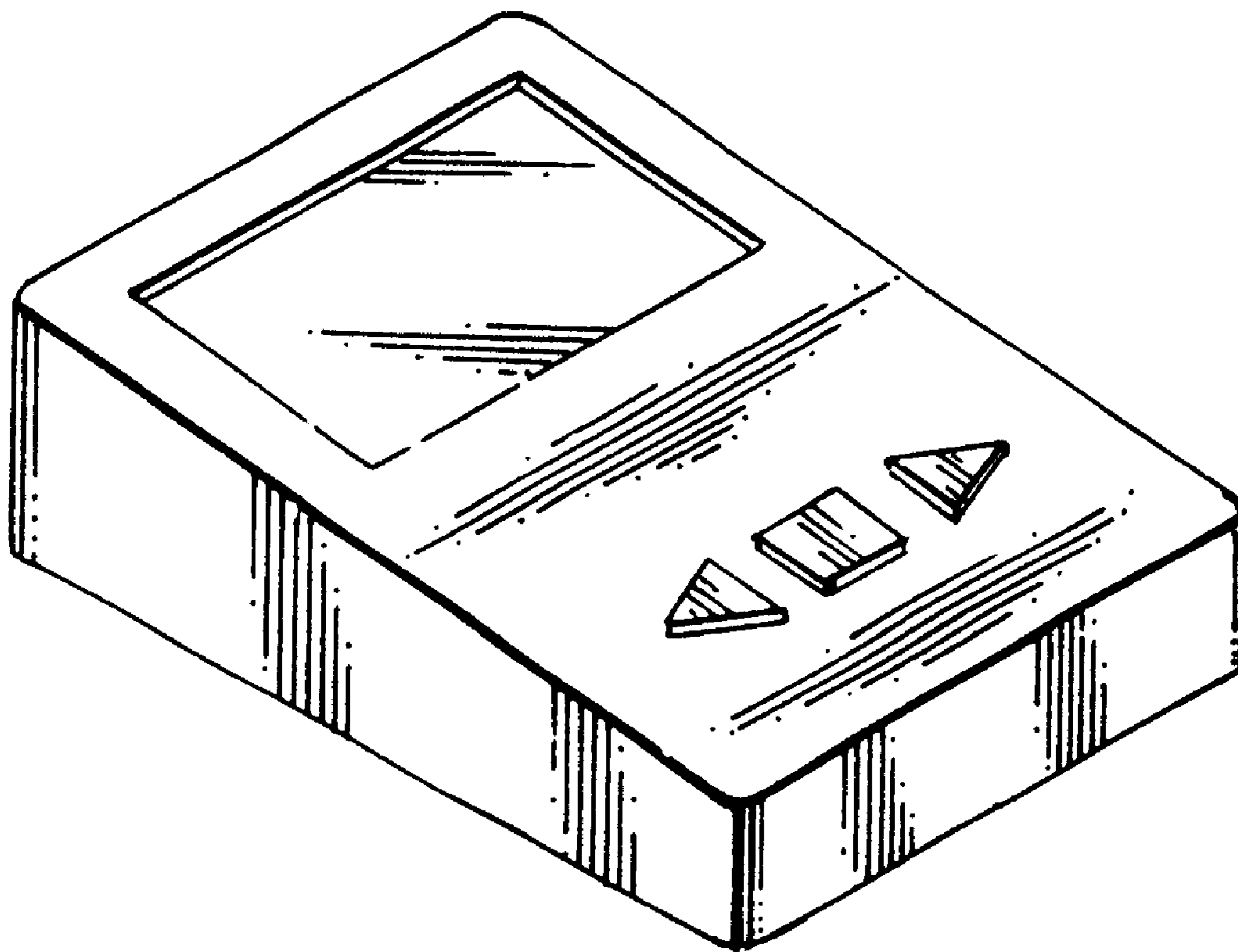


FIG. 1

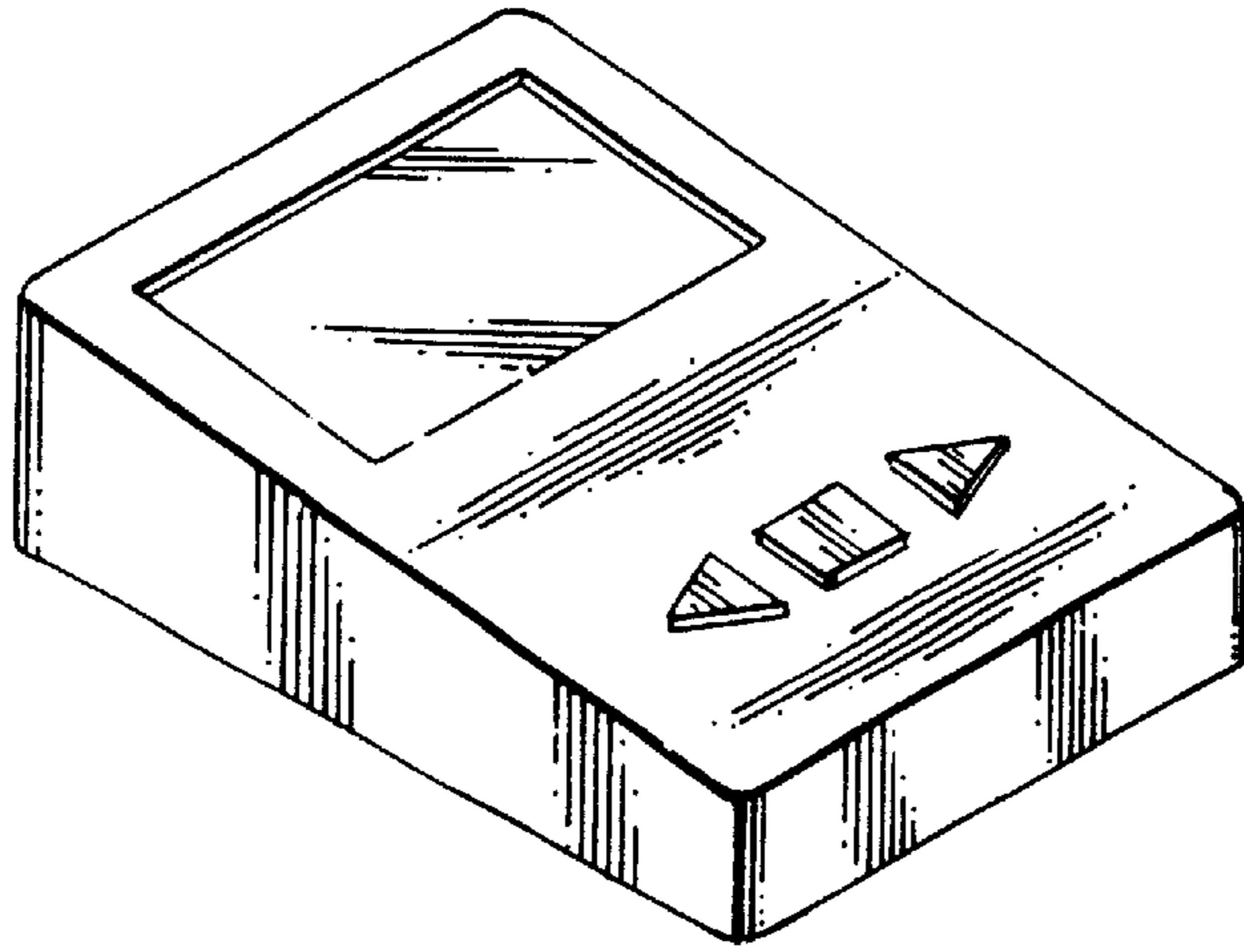


FIG. 2




FIG. 3

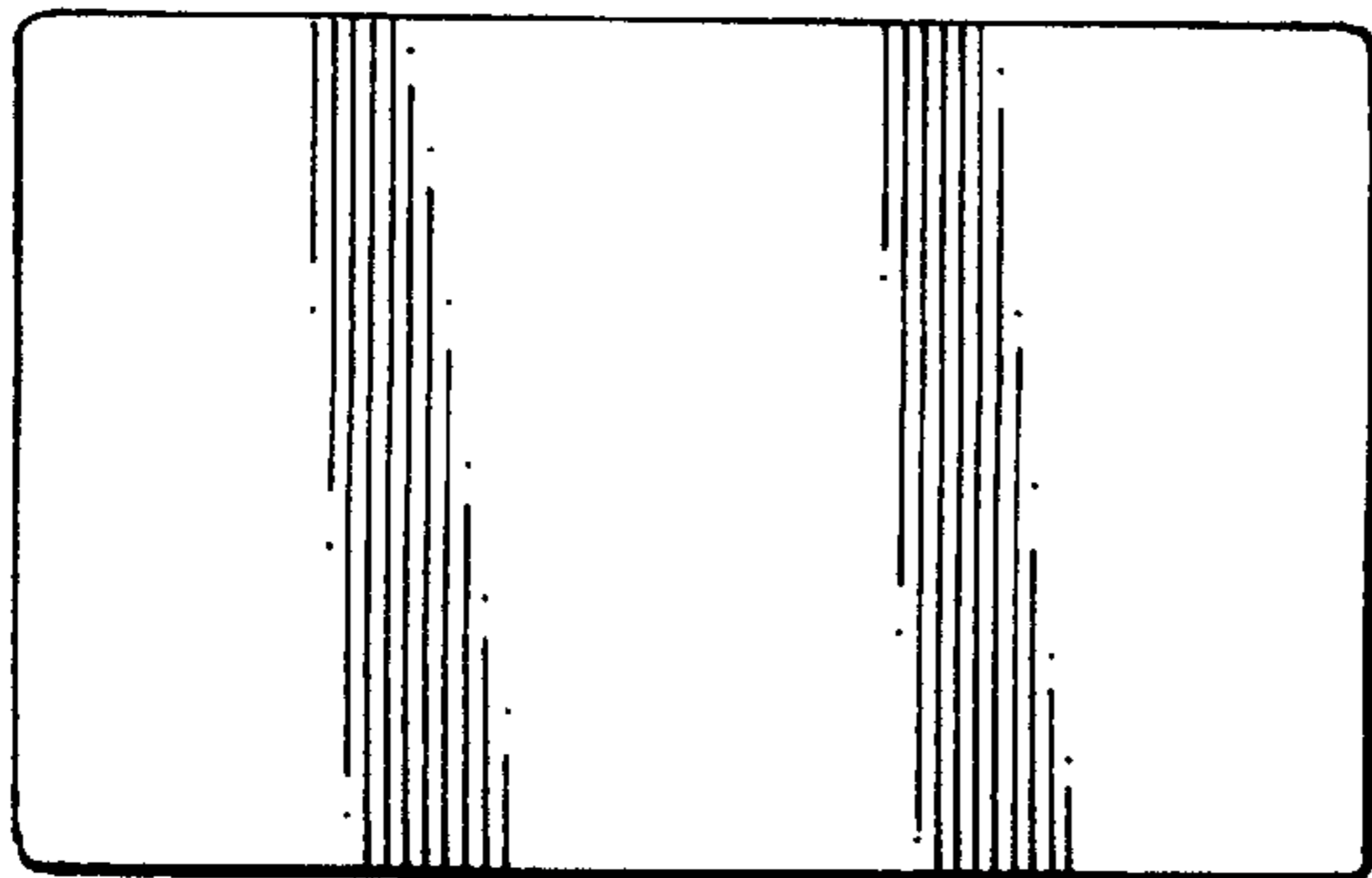
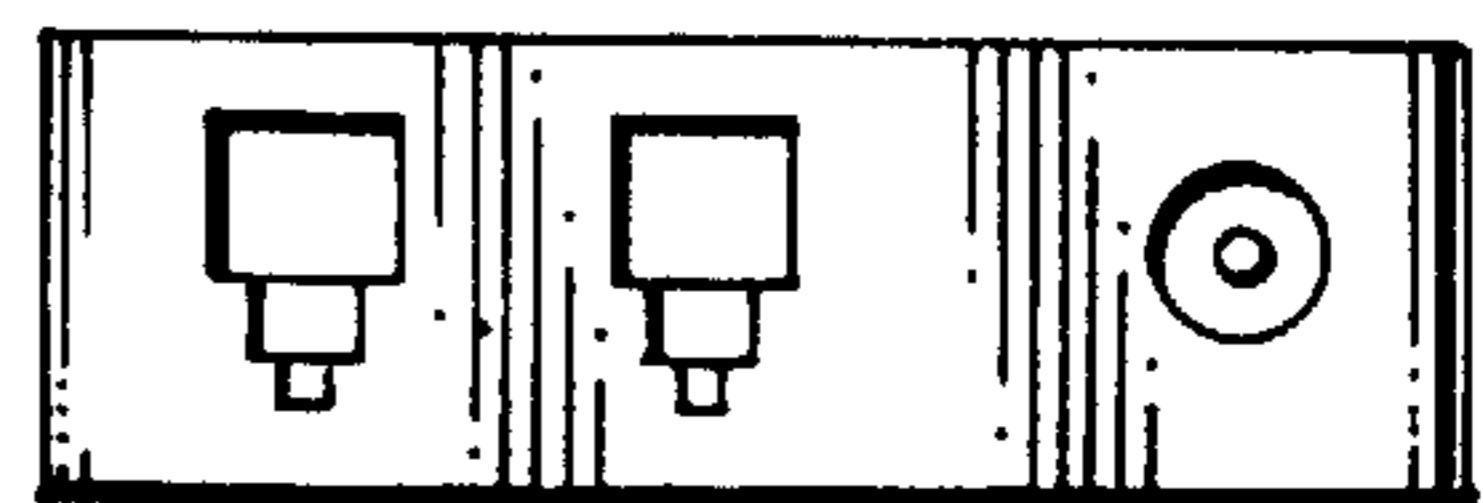


FIG. 4