



US00D488148S

(12) **United States Design Patent**
Shively et al.

(10) **Patent No.:** **US D488,148 S**

(45) **Date of Patent:** **** Apr. 6, 2004**

(54) **AUXILIARY ANTENNA FOR A FIXED ANTENNA HANDSET**

(75) Inventors: **David Shively**, Smyrna, GA (US); **Mel Frerking**, Norcross, GA (US)

(73) Assignee: **Cingular Wireless, LLC**, Atlanta, GA (US)

(**) Term: **14 Years**

(21) Appl. No.: **29/180,876**

(22) Filed: **Apr. 29, 2003**

Related U.S. Application Data

(63) Continuation of application No. 10/328,388, filed on Dec. 23, 2002.

(51) **LOC (7) Cl.** **14-03**

(52) **U.S. Cl.** **D14/230**

(58) **Field of Search** D14/230, 240, D14/253, 343, 234, 238, 217, 251, 138; 343/702, 872, 873, 720, 767, 829, 830, 846

(56) **References Cited**

U.S. PATENT DOCUMENTS

D203,185 S * 12/1965 Leopoldi D14/251

D396,715 S * 8/1998 Konomi D14/240
D410,228 S * 5/1999 Jones D14/240
6,392,605 B2 * 5/2002 Anterow 343/702
6,466,176 B1 * 10/2002 Maoz et al. 343/702
6,538,607 B2 * 3/2003 Barna 343/702

* cited by examiner

Primary Examiner—Louis S. Zarfes

Assistant Examiner—Deanne Levy

(74) *Attorney, Agent, or Firm*—Coulter C. Henry, Jr.

(57) **CLAIM**

We claim the ornamental design for an auxiliary antenna for a fixed antenna handset, as shown and described.

DESCRIPTION

FIG. 1 is a top view of an auxiliary antenna for a fixed antenna handset, according to this invention;

FIG. 2 is a front elevational view thereof;

FIG. 3 is a first side view thereof;

FIG. 4 is a second side view thereof;

FIG. 5 is a rear elevational view thereof; and,

FIG. 6 is a bottom view thereof.

The broken line showing of a wireless handset is for illustrative purposes only and forms no part of the claimed design.

The cord shown in FIGS. 2-4 is broken away for ease of illustration to indicate indeterminate length.

1 Claim, 2 Drawing Sheets

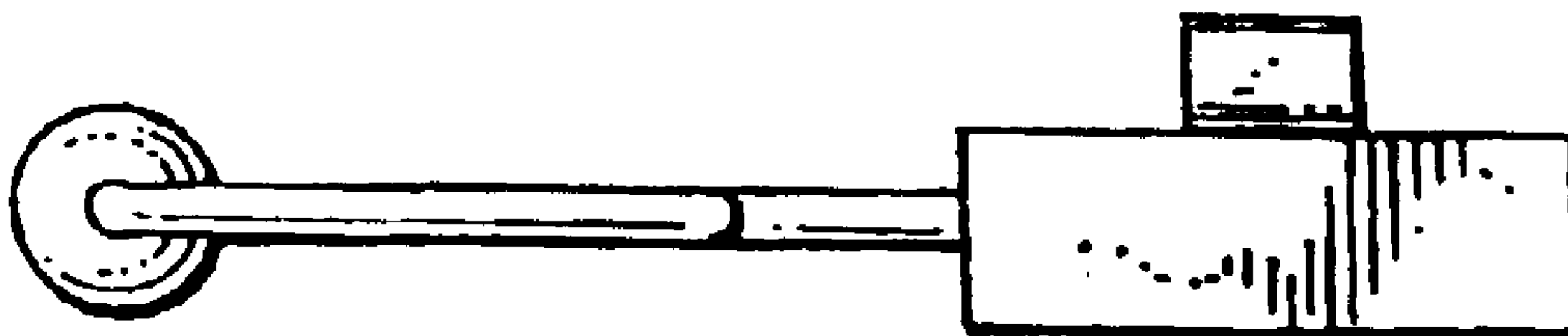


Fig. 1

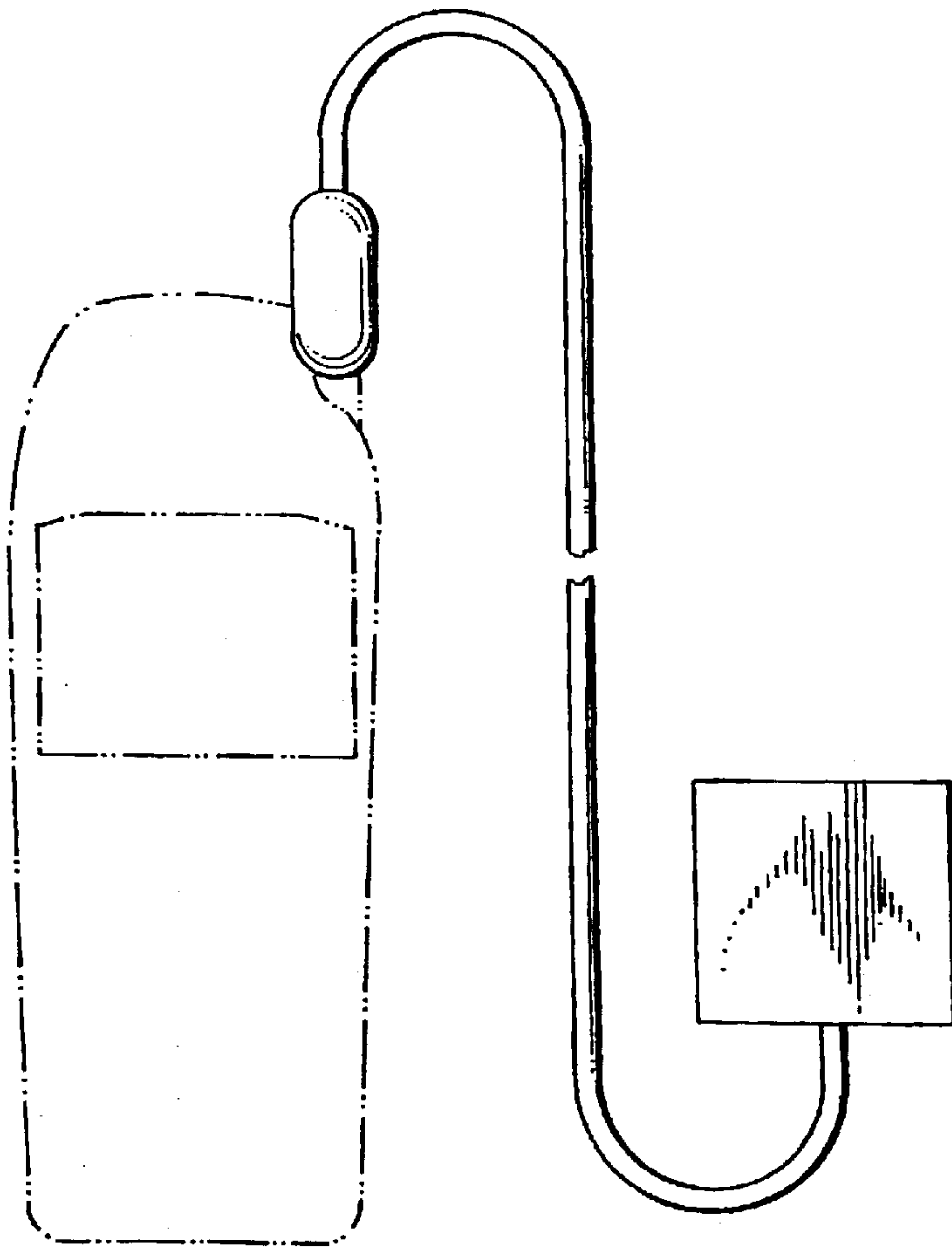
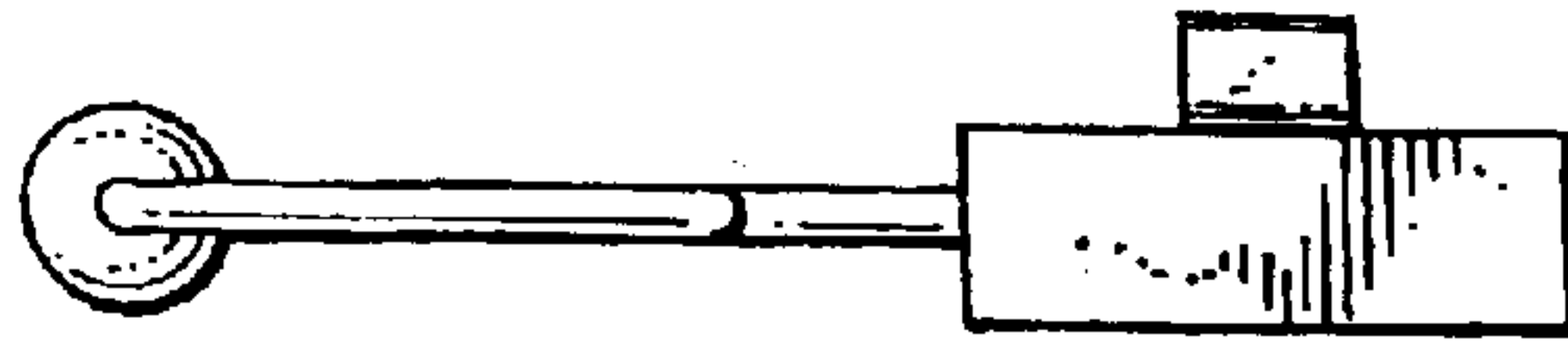


Fig. 2

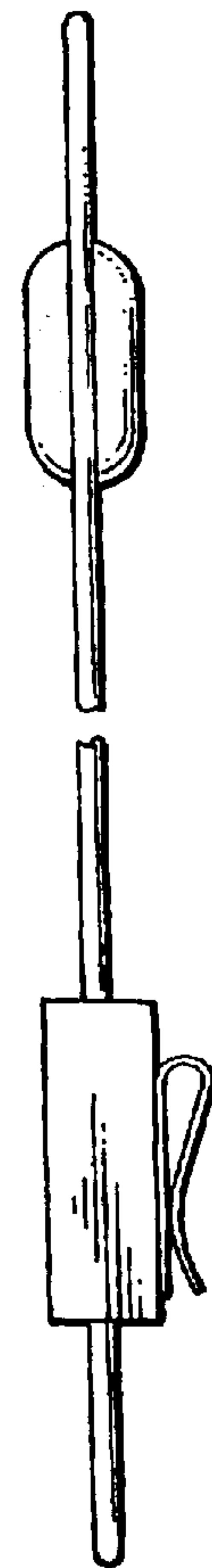


Fig. 3

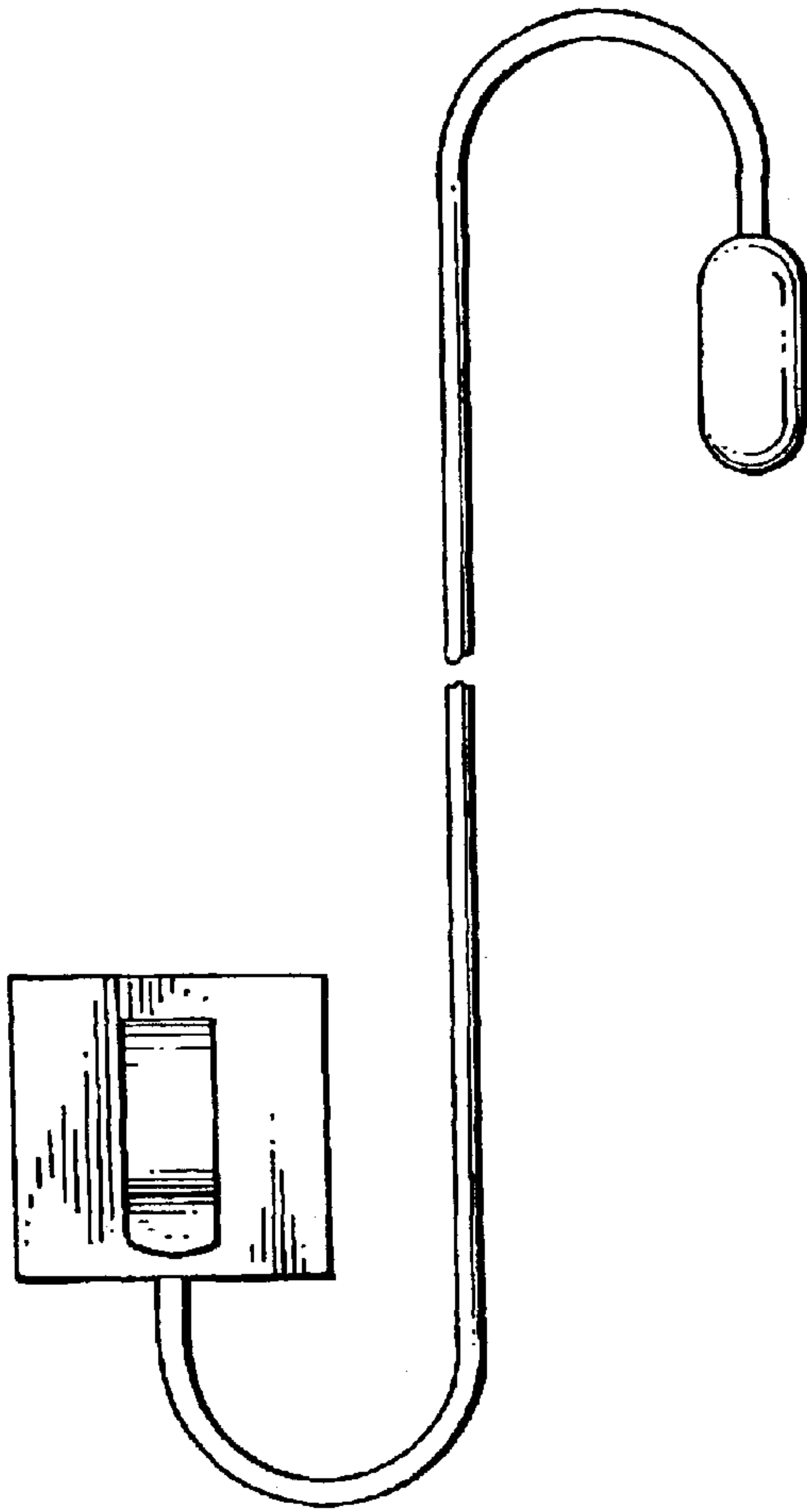


Fig. 5



Fig. 4

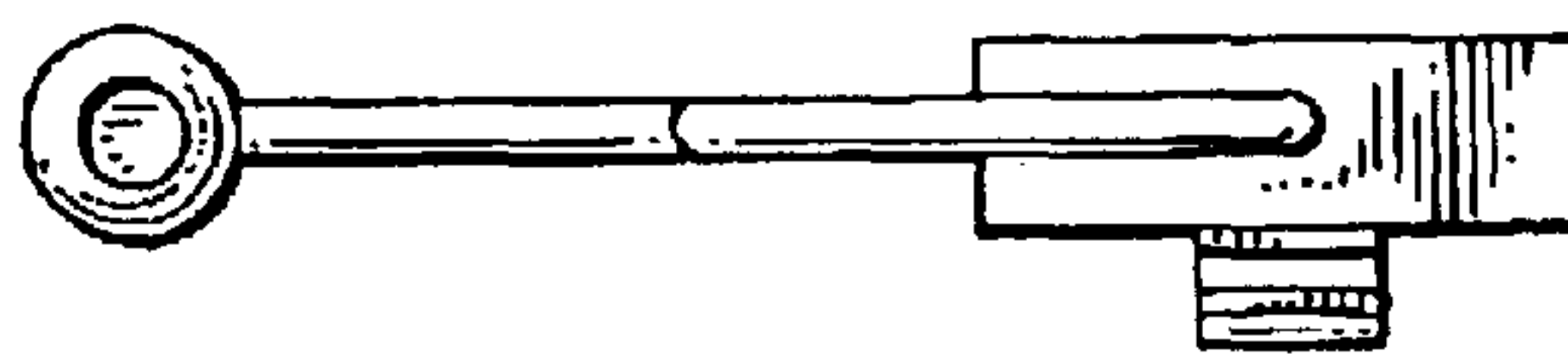


Fig. 6