



US00D488147S

(12) **United States Design Patent**  
**Solland**

(10) **Patent No.:** **US D488,147 S**

(45) **Date of Patent:** **\*\* Apr. 6, 2004**

(54) **SPEAKER HOUSING**

(75) **Inventor:** **Kurt Solland**, Westlake Village, CA (US)

(73) **Assignee:** **Harman International Industries, Incorporated**, Northridge, CA (US)

(\*\*) **Term:** **14 Years**

(21) **Appl. No.:** **29/160,600**

(22) **Filed:** **May 15, 2002**

(51) **LOC (7) Cl.** ..... **14-01**

(52) **U.S. Cl.** ..... **D14/211**

(58) **Field of Search** ..... D14/204, 207,  
D14/209–216, 356; 181/144–145, 147–148,  
150, 153, 157, 198–199; 381/300–302,  
306, 333, 345, 361–364, 386–388

(56) **References Cited**

**U.S. PATENT DOCUMENTS**

D74,218 S	1/1928	Grau	
D413,887 S	9/1999	Renk	
D443,605 S	* 6/2001	Chiang	..... D14/215
D448,753 S	* 10/2001	Masui	..... D14/214

D449,828 S	* 10/2001	Pardo et al.	..... D14/211
D451,085 S	* 11/2001	Masui	..... D14/211
D460,064 S	7/2002	Solland	
D460,959 S	7/2002	Solland	

\* cited by examiner

*Primary Examiner*—Nanda Bondade

(74) *Attorney, Agent, or Firm*—Plumsea Law Group, LLC

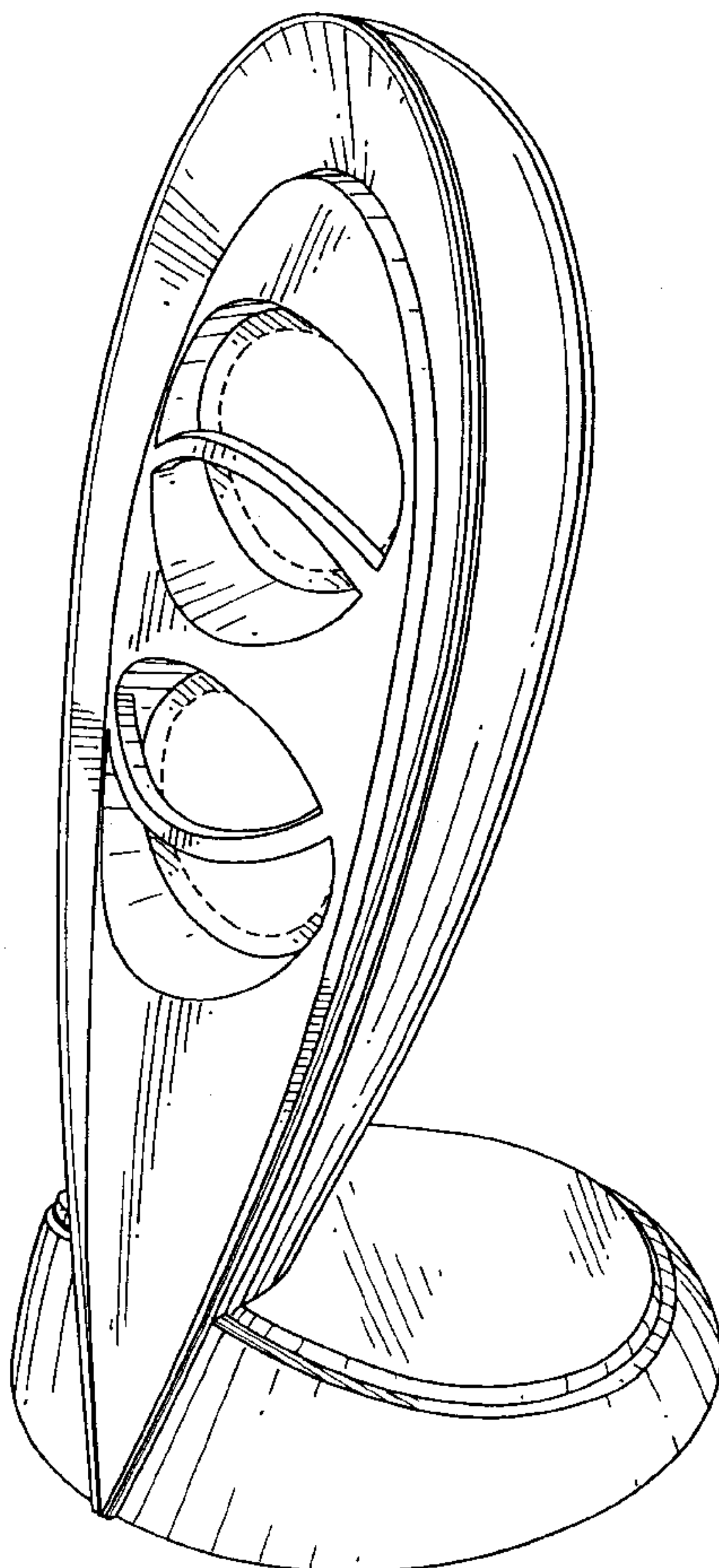
(57) **CLAIM**

The ornamental design for a speaker housing, as shown and described.

**DESCRIPTION**

FIG. 1 is a perspective view of a speaker housing showing my new design;  
 FIG. 2 is a front elevational view thereof;  
 FIG. 3 is a top plan view thereof;  
 FIG. 4 is a side elevational view thereof, the opposite side elevational view being substantially a mirror image thereof; and,  
 FIG. 5 is a rear elevational view thereof.  
 The broken line showing of the circles in the openings is for illustrative purposes only and forms no part of the claimed design.

**1 Claim, 4 Drawing Sheets**



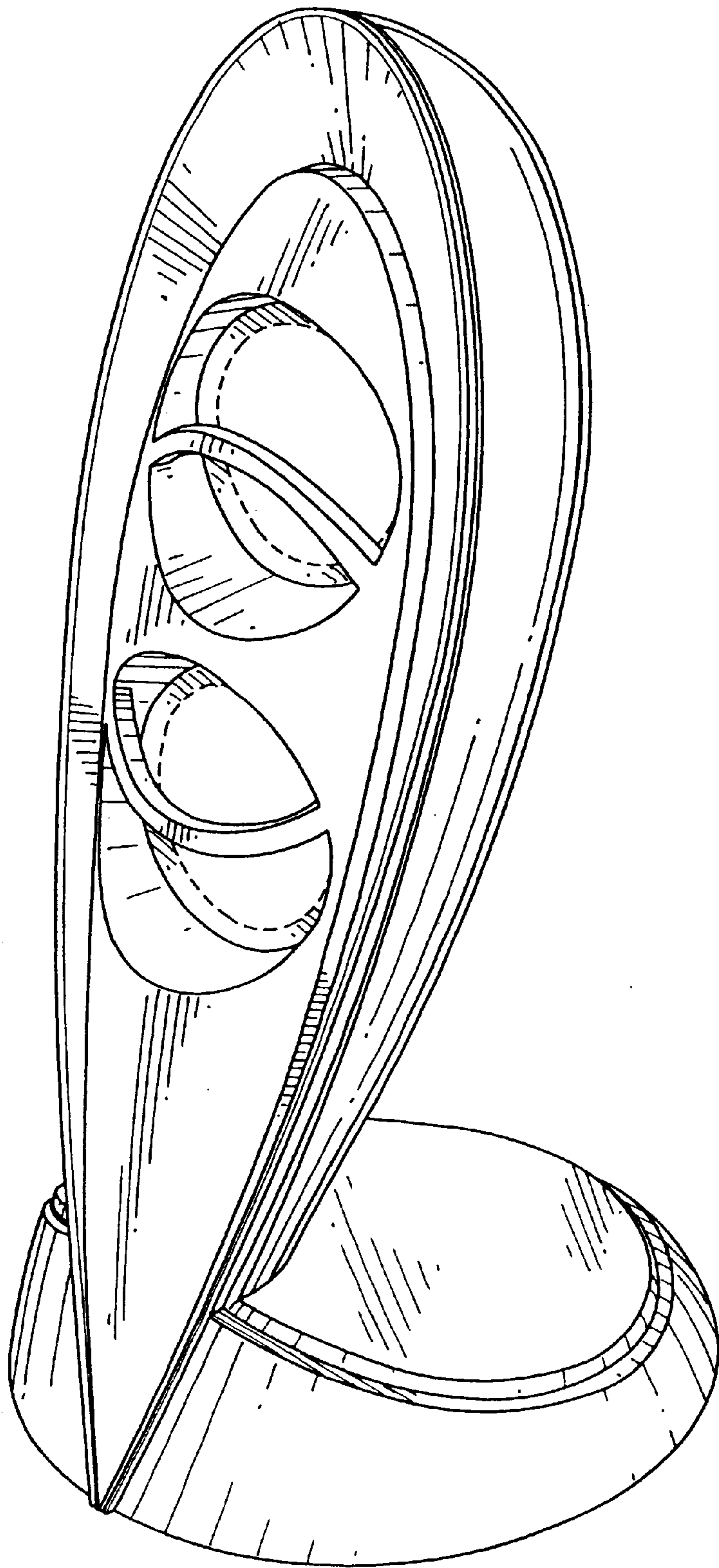


FIG. 1

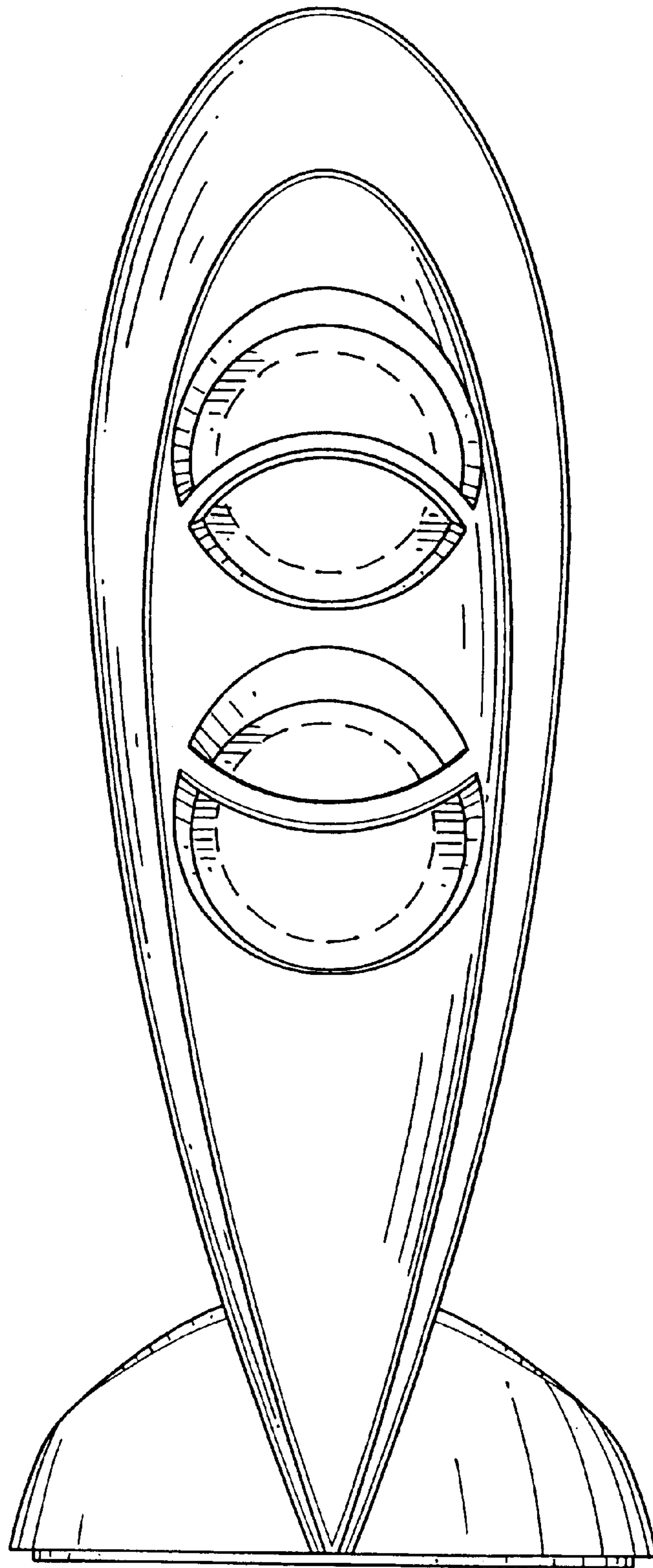


FIG.2

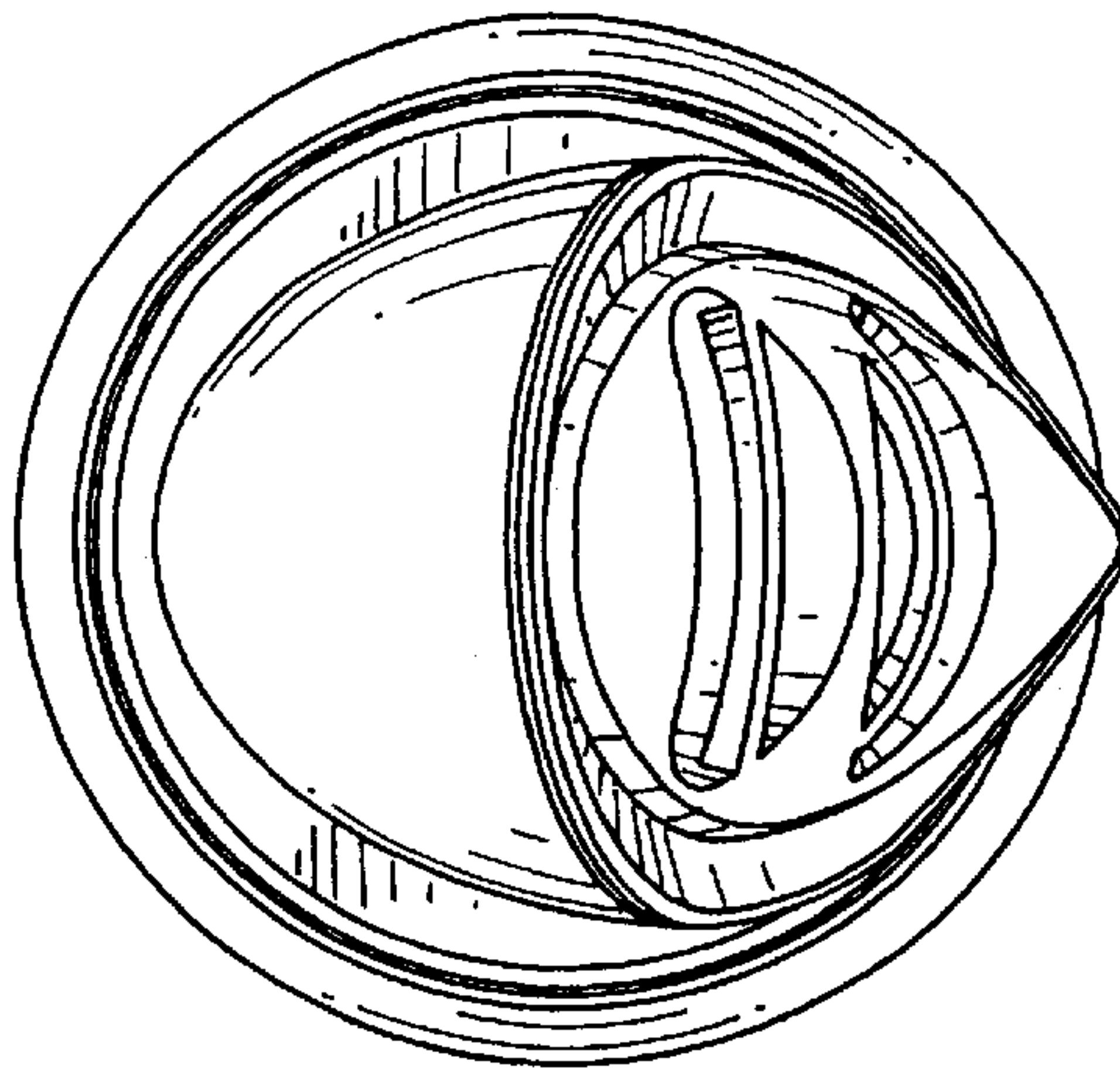


FIG. 3




FIG. 4

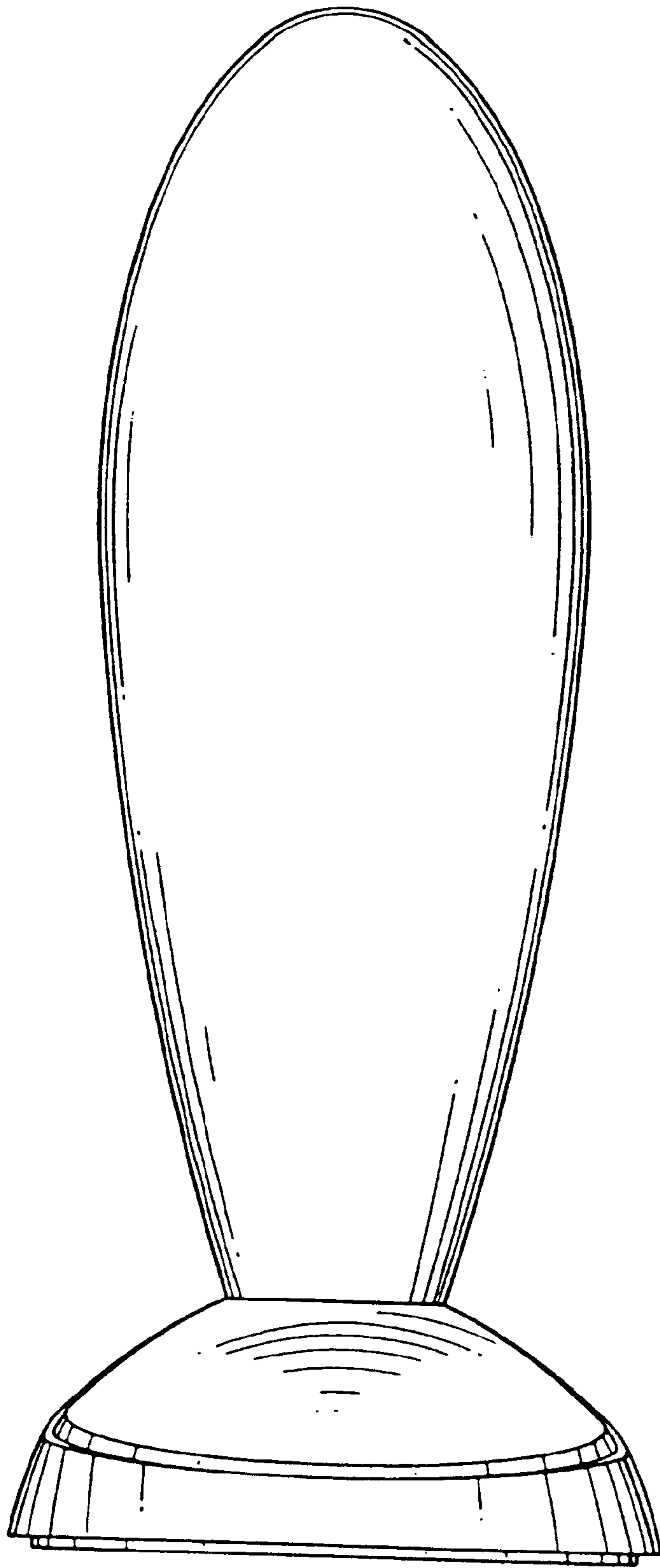


FIG.5