



US00D488145S

(12) **United States Design Patent**  
**Abdelal**

(10) **Patent No.:** **US D488,145 S**

(45) **Date of Patent:** **\*\* Apr. 6, 2004**

(54) **COMBINED CORDLESS PHONE AND  
REMOTE CONTROL WITH BASE**

(76) **Inventor:** **Ibtisam N Abdelal**, 5813 Tracy Ave.,  
Edina, MN (US) 55434

(\*\*) **Term:** **14 Years**

(21) **Appl. No.:** **29/182,612**

(22) **Filed:** **May 29, 2003**

(51) **LOC (7) Cl.** ..... **14-03**

(52) **U.S. Cl.** ..... **D14/144; D14/147; D14/218**

(58) **Field of Search** ..... D14/137, 434,  
D14/138, 447, 148, 147, 149-151, 218,  
140-142, 247, 248, 240, 241, 329, 251,  
253, 330, 451, 144; 379/426, 449, 433.01-433.13,  
419, 420.01-420.04, 428.01-428.04, 440,  
454, 455, 44, 434-436; D21/517; 455/550.1-90.3,  
90; D13/107, 108; 320/110-115; D3/218

(56) **References Cited**

**U.S. PATENT DOCUMENTS**

4,500,752 A	2/1985	Lee	
4,979,205 A *	12/1990	Haraguchi et al. ....	455/411
D327,060 S *	6/1992	Wachob et al. ....	D14/138
5,138,649 A	8/1992	Krisbergh et al.	
D333,135 S	2/1993	Wachob et al.	
5,201,067 A	4/1993	Grube et al.	
D335,289 S *	5/1993	Roegner .....	D14/138
D335,494 S *	5/1993	Roegner .....	D14/138
D335,666 S *	5/1993	Roegner .....	D14/138
D351,384 S *	10/1994	Angarita .....	D14/149
D352,029 S *	11/1994	Cowan .....	D14/138
D380,752 S *	7/1997	Hanson .....	D14/144
5,671,267 A	9/1997	August et al.	
D391,252 S *	2/1998	Lepack .....	D14/138
D397,996 S *	9/1998	Smith .....	D13/168

5,802,460 A *	9/1998	Parvulescu et al. ....	455/92
D401,579 S *	11/1998	Benjamin et al. ....	D14/149
5,952,814 A *	9/1999	Lerberghe .....	320/108
5,963,624 A *	10/1999	Pope .....	379/110.01
6,307,348 B1 *	10/2001	Green .....	320/111
D451,498 S *	12/2001	Rossel .....	D14/218
D461,461 S *	8/2002	Adamson et al. ....	D14/147
D463,403 S *	9/2002	Hisatsune .....	D14/218
6,445,933 B1 *	9/2002	Pettit .....	455/556.1
D464,635 S *	10/2002	Oyama, Jr. et al. ....	D14/147
D469,075 S *	1/2003	Chan .....	D14/149
D476,975 S *	7/2003	Rodriquez, Sr. ....	D14/218
2002/0043557 A1 *	4/2002	Mizoguchi et al. ....	235/375
2002/0044199 A1 *	4/2002	Barzebar et al. ....	348/14.01
2003/0171127 *	9/2003	White .....	45/562

\* cited by examiner

*Primary Examiner*—Jeffrey Asch

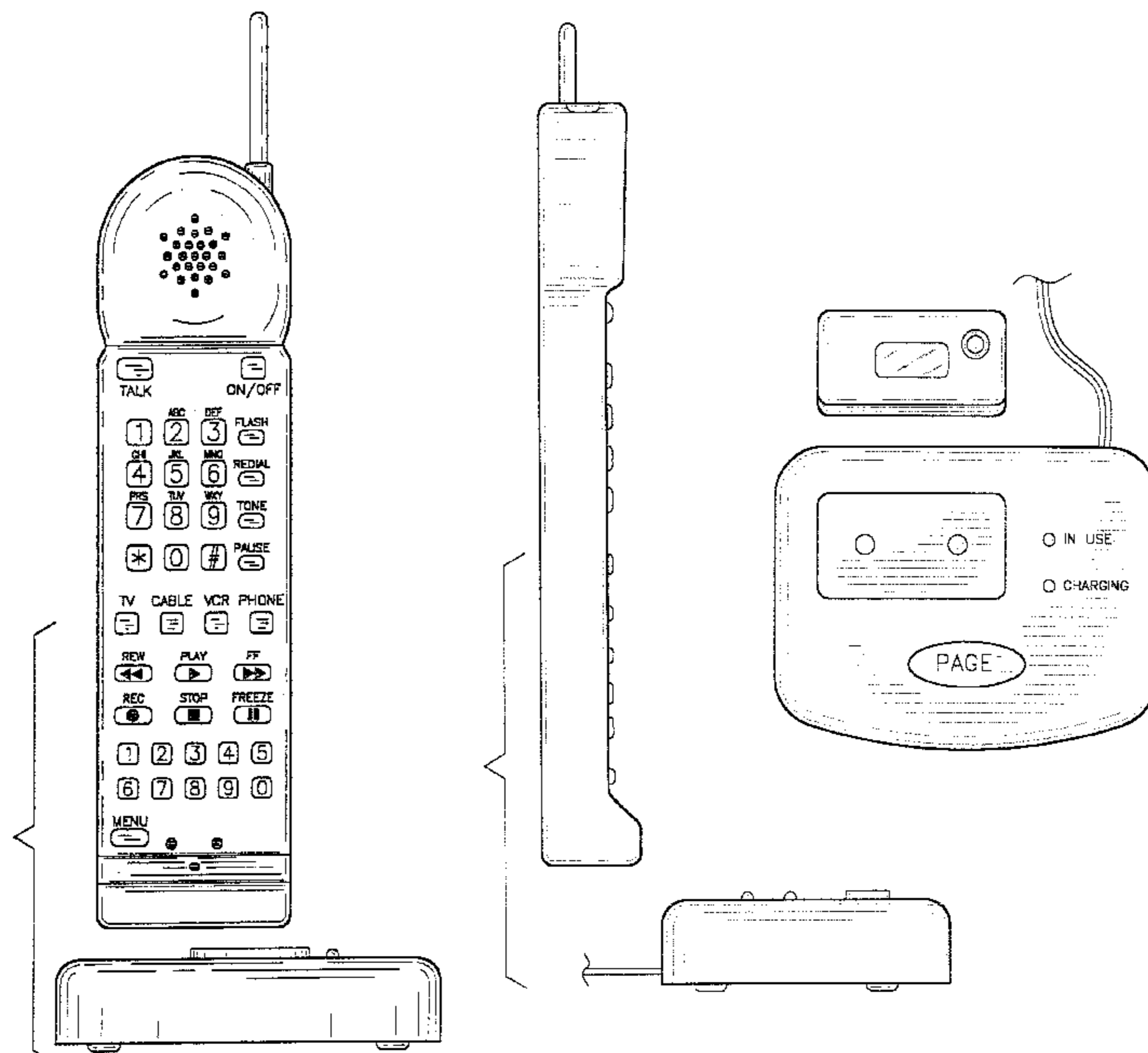
(57) **CLAIM**

The ornamental design for a combined cordless phone and remote control with base, as shown and described.

**DESCRIPTION**

FIG. 1 is a front elevational view of the combined cordless phone and remote control with base of the present invention; FIG. 2 is a rear elevational view of the combined cordless phone and remote control with base of FIG. 1; FIG. 3 is a left side elevational view of the combined cordless phone and remote control with base of FIG. 1; FIG. 4 is a right side elevational view of the combined cordless phone and remote control with base of FIG. 1; FIG. 5 is a top plan view of the combined cordless phone and remote control with base of FIG. 1; and, FIG. 6 is a bottom plan view of the combined cordless phone and remote control control with base of FIG. 1.

**1 Claim, 3 Drawing Sheets**



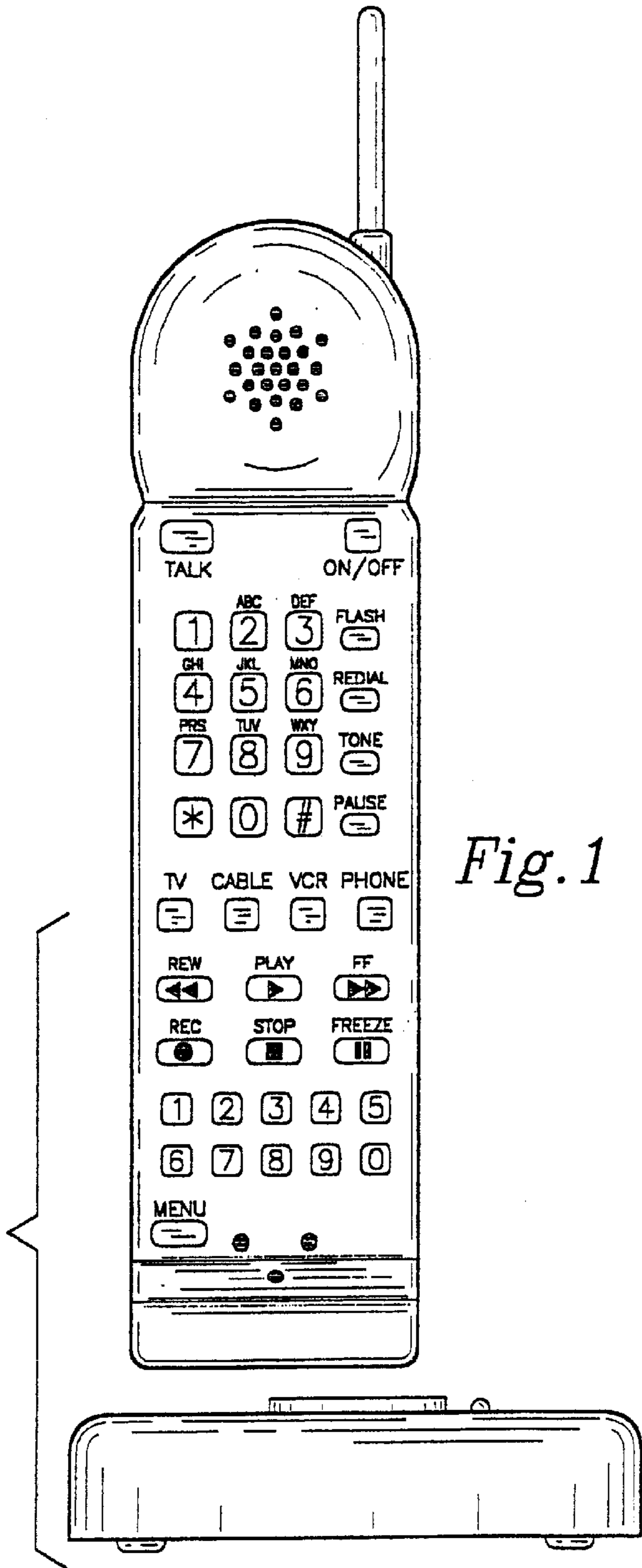


Fig. 1

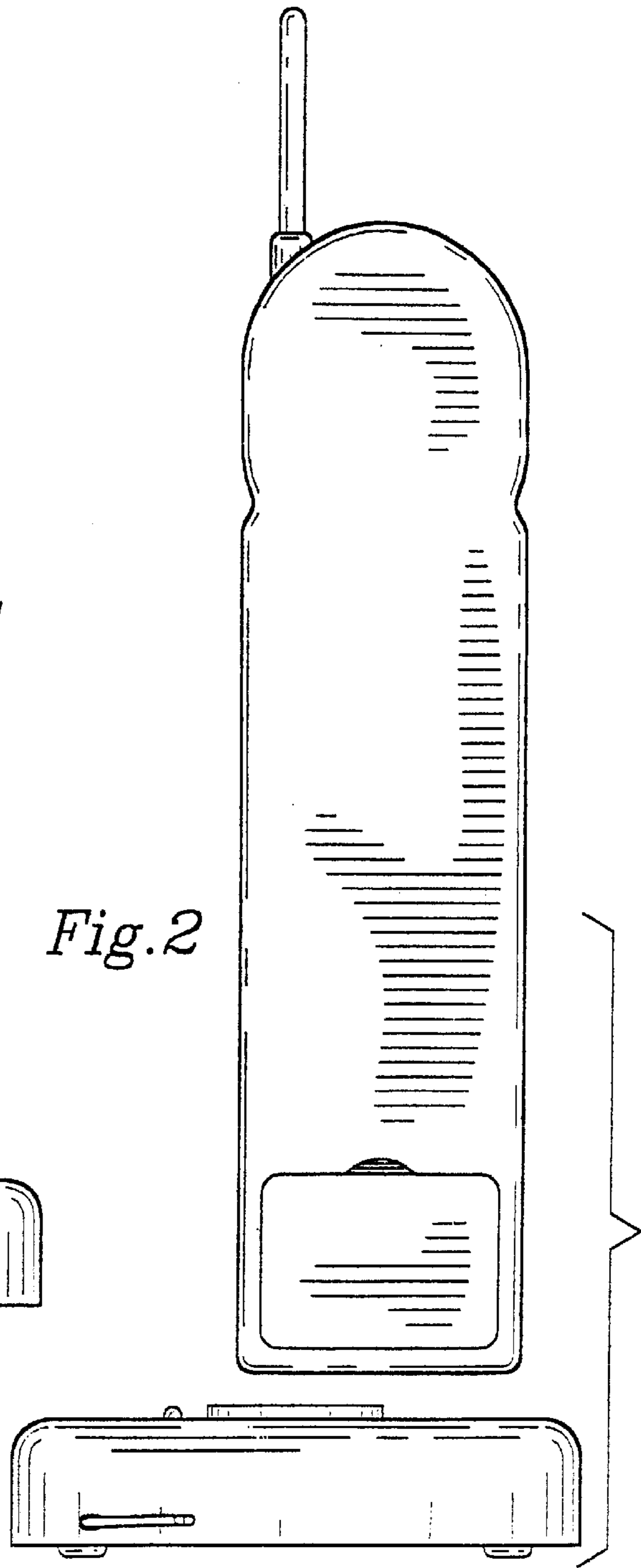
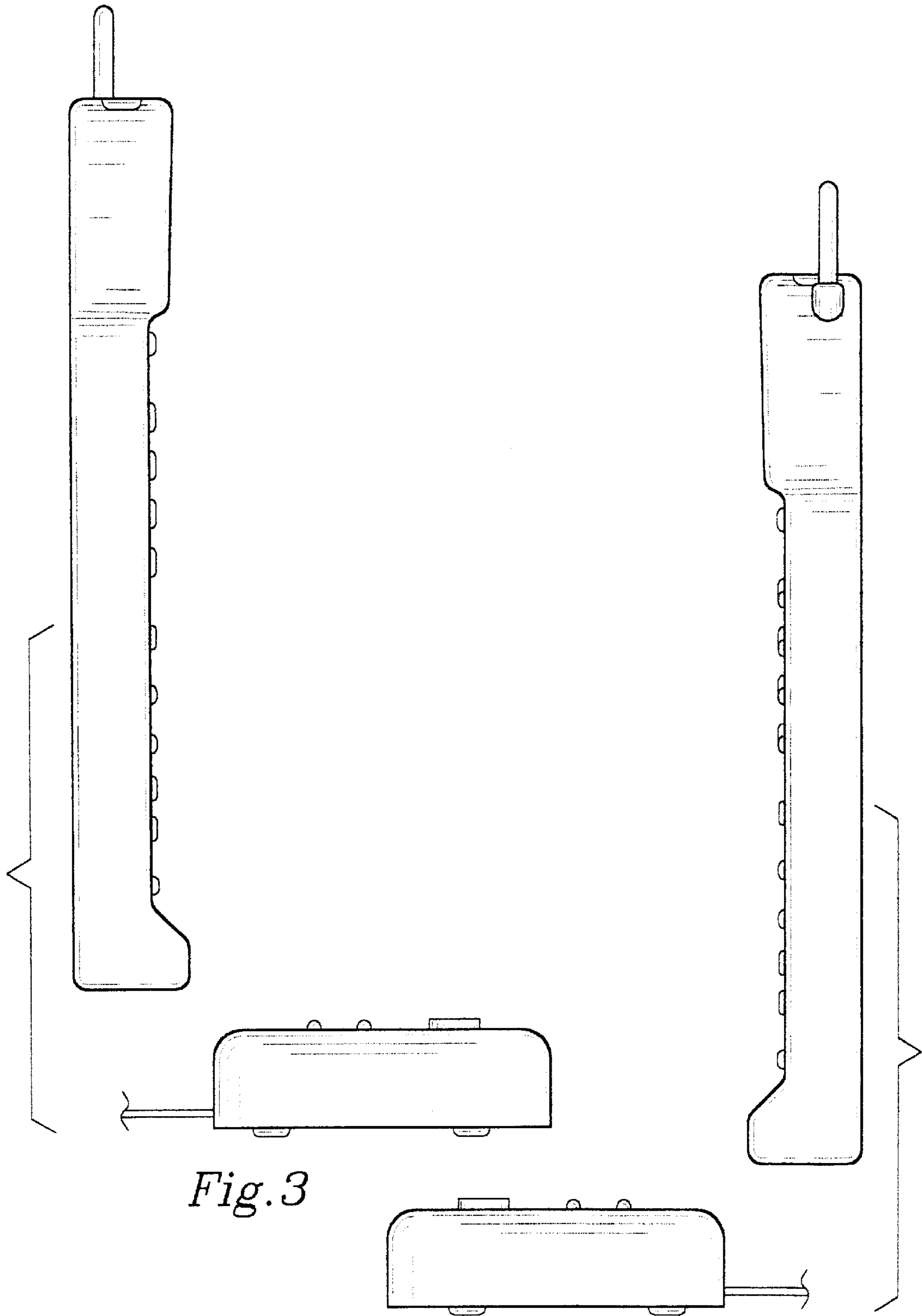


Fig. 2



*Fig. 3*

*Fig. 4*

