



US00D488116S

(12) **United States Design Patent**
Chung

(10) **Patent No.:** **US D488,116 S**

(45) **Date of Patent:** **** Apr. 6, 2004**

(54) **AUTOMOTIVE WHEEL**

(75) **Inventor:** **Suny Chung**, Placentia, CA (US)

(73) **Assignee:** **MKW/Alloy/Inc.**, City of Industry, CA (US)

(**) **Term:** **14 Years**

(21) **Appl. No.:** **29/179,202**

(22) **Filed:** **Apr. 7, 2003**

(51) **LOC (7) Cl.** **12-16**

(52) **U.S. Cl.** **D12/209**

(58) **Field of Search** **D12/204-211;**
301/37.101, 64.101, 65

D466,462 S	*	12/2002	Lee	D12/209
D467,212 S	*	12/2002	Noriega	D12/209
D467,857 S	*	12/2002	Chung	D12/209
D471,499 S	*	3/2003	Cahyono	D12/209
D473,505 S	*	4/2003	Min	D12/209
D475,676 S	*	6/2003	Chung	D12/211
D475,962 S	*	6/2003	Chung	D12/211
D478,540 S	*	8/2003	Sulahian	D12/209

* cited by examiner

Primary Examiner—Stacia Cadmus

(74) *Attorney, Agent, or Firm*—G. Donald Weber, Jr.

(57) **CLAIM**

The ornamental design for an automotive wheel, as shown and described.

DESCRIPTION

FIG. 1 is an oblique view of the automotive wheel of the instant invention; and,

FIG. 2 is a side elevation view of the automotive wheel of the instant invention.

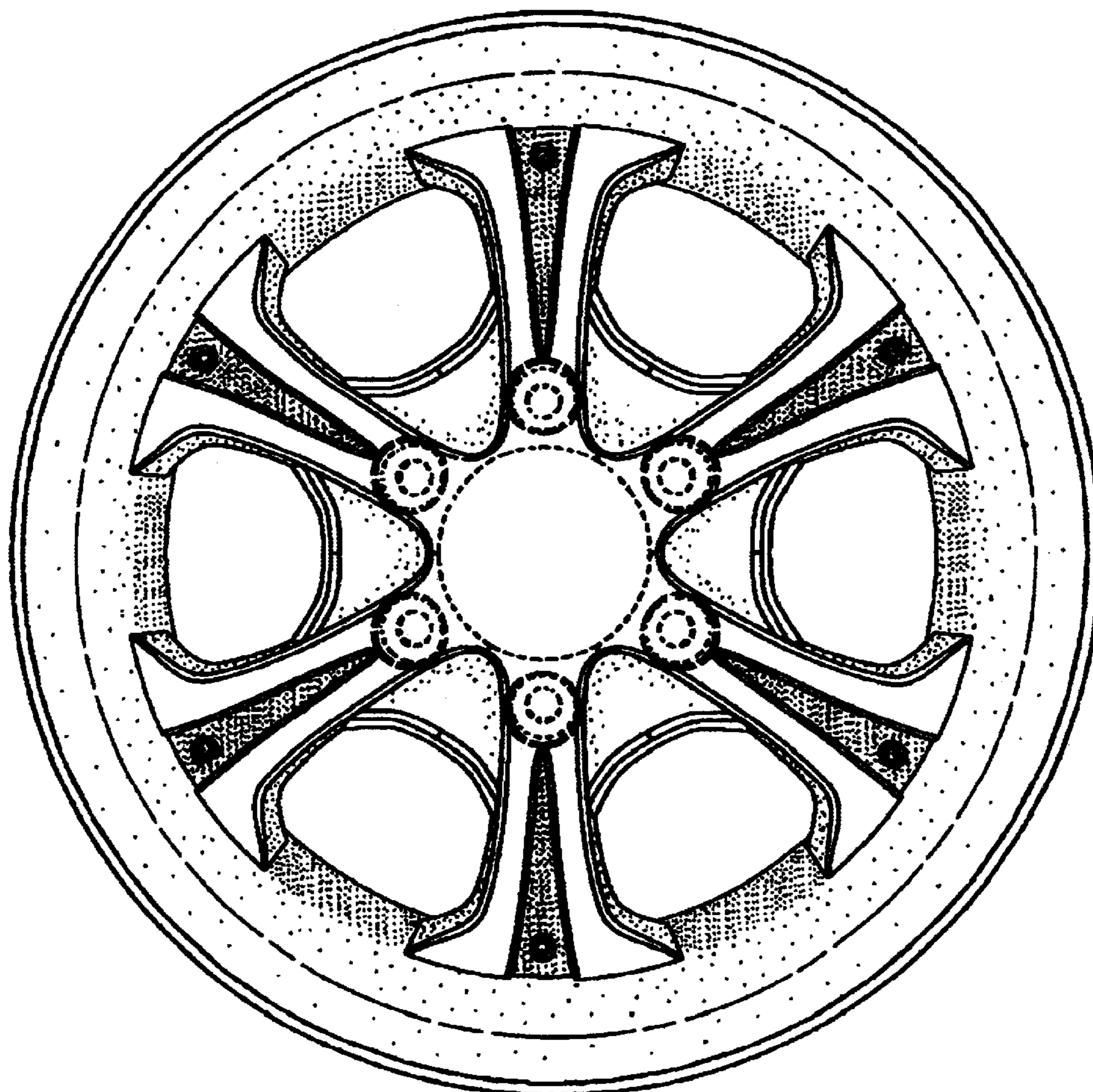
The broken line showing of environment is for illustrative purposes and forms no part of the claimed design.

1 Claim, 2 Drawing Sheets

(56) **References Cited**

U.S. PATENT DOCUMENTS

D432,972 S	*	10/2000	Chung	D12/209
D438,165 S	*	2/2001	Echazabal	D12/211
D456,331 S	*	4/2002	Chung	D12/209
D457,849 S	*	5/2002	Kataoka	D12/209
D461,155 S	*	8/2002	Takechi	D12/209
D465,186 S	*	11/2002	Chung	D12/211
D466,069 S	*	11/2002	Kataoka	D12/211



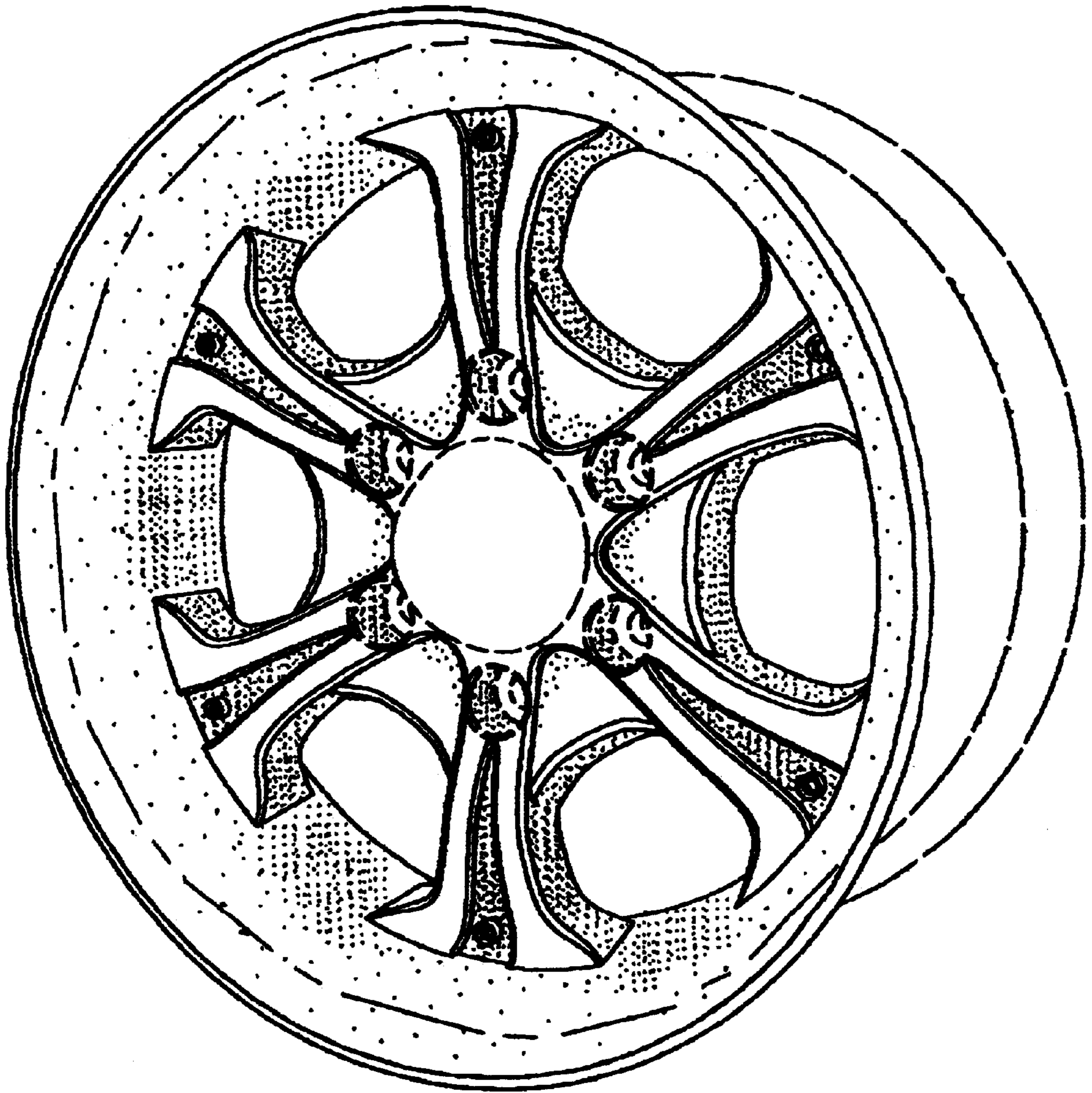


FIG. 1




FIG. 2