



US00D488107S

(12) **United States Design Patent**
Saunier

(10) **Patent No.:** **US D488,107 S**

(45) **Date of Patent:** **** Apr. 6, 2004**

(54) **PATIENT TRANSFER APPARATUS**

D379,784 S * 6/1997 Muhanna et al. D12/128
D407,670 S * 4/1999 Muhanna D12/128

(76) Inventor: **Heidi D. Saunier**, 2777 Willow Ave.,
#125, Clovis, CA (US) 93612

* cited by examiner

(**) Term: **14 Years**

Primary Examiner—Marcus A. Jackson

(21) Appl. No.: **29/177,554**

(57) **CLAIM**

(22) Filed: **Mar. 12, 2003**

The ornamental design for a patient transfer apparatus, as shown and described.

(51) **LOC (7) Cl.** **12-12**

DESCRIPTION

(52) **U.S. Cl.** **D12/128**

(58) **Field of Search** D12/128-133;
5/625, 627, 81.1 R, 630, 634, 636, 644,
645

FIG. 1 is a top view of a patient transfer apparatus showing my new design.

FIG. 2 is a side elevated view of the patient transfer apparatus.

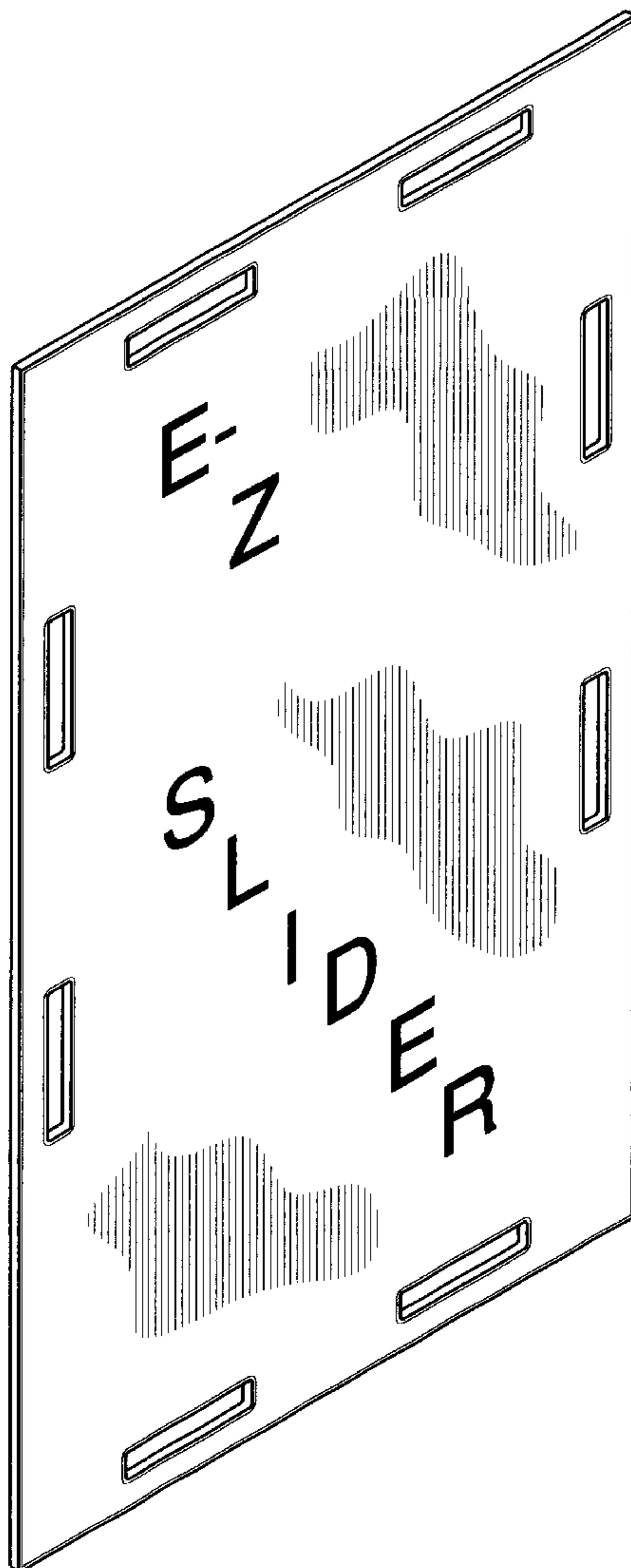
FIG. 3 is an end view of the patient transfer apparatus; and, FIG. 4 is a perspective view of the patient transfer apparatus.

(56) **References Cited**

U.S. PATENT DOCUMENTS

D358,790 S * 5/1995 Schuster D12/128

1 Claim, 2 Drawing Sheets



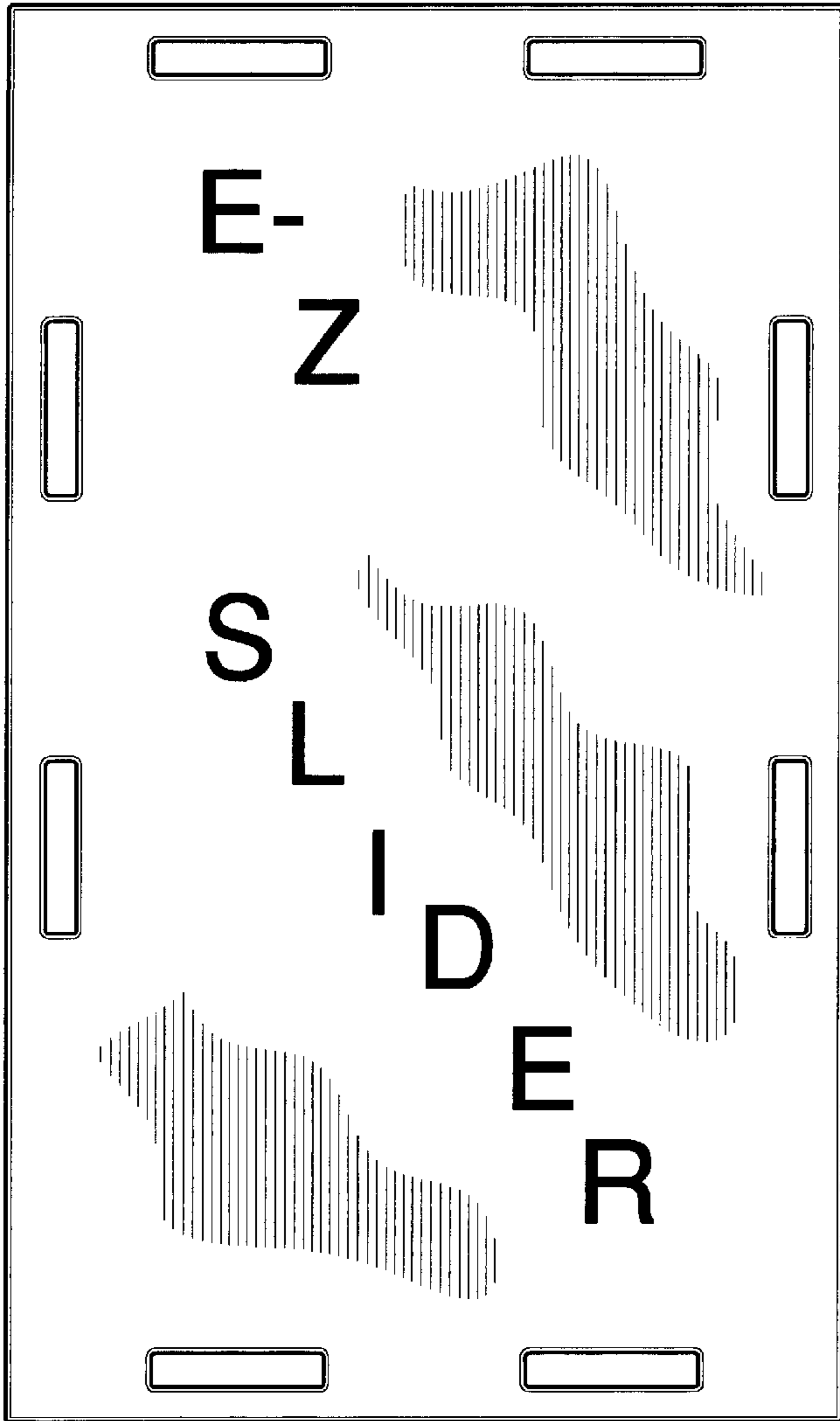


FIG. 1



FIG. 2



FIG. 3

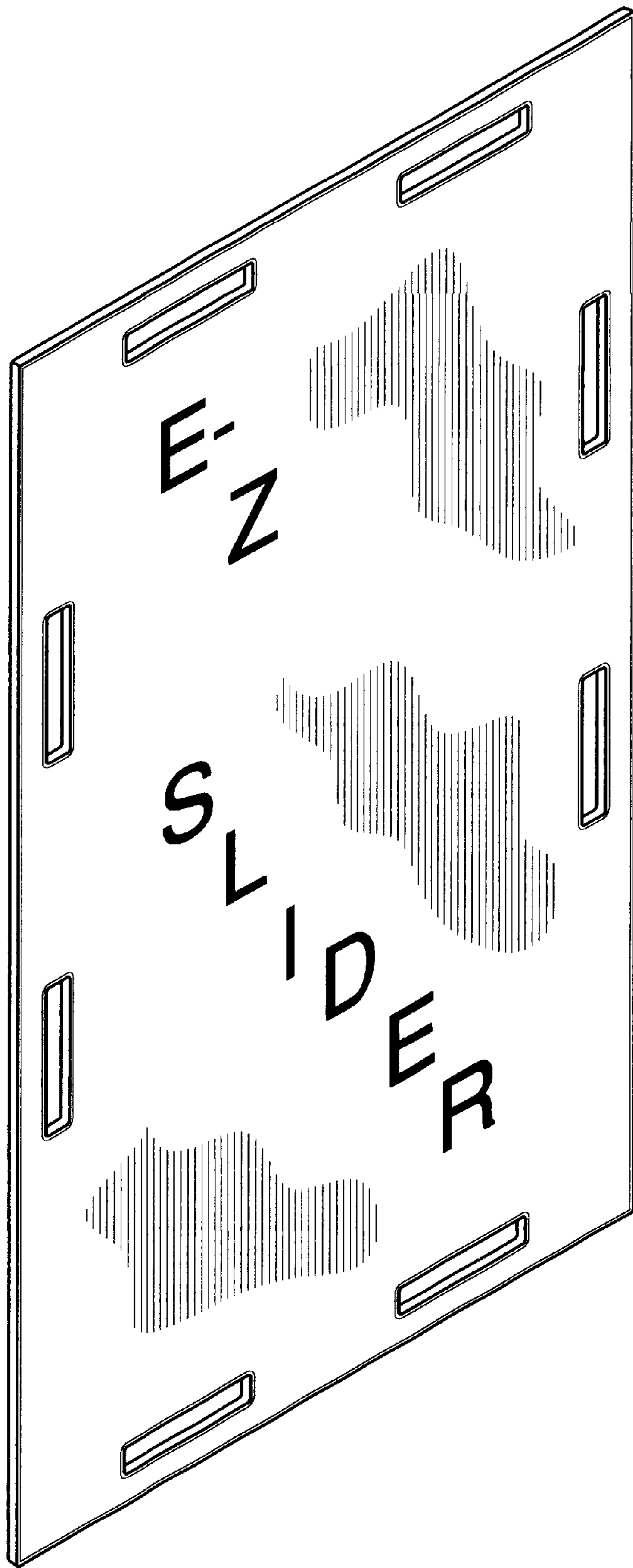


FIG.4