



US00D488105S

(12) **United States Design Patent**  
**Stahel et al.**

(10) **Patent No.:** **US D488,105 S**

(45) **Date of Patent:** **\*\* Apr. 6, 2004**

(54) **PORTION OF AN ACCESSORY AND TRIM LIGHT FOR MOTORCYCLE**

(75) Inventors: **Alwin J. Stahel**, St. Paul, MN (US);  
**David C. Abbe**, El Cajon, CA (US);  
**Thomas H. Rudd**, Hudson, WI (US)

(73) Assignee: **Kuryakyn Holdings, Inc.**, Somerset, WI (US)

(\*\*) Term: **14 Years**

(21) Appl. No.: **29/158,815**

(22) Filed: **Apr. 10, 2002**

(51) **LOC (7) Cl.** ..... **12-11**

(52) **U.S. Cl.** ..... **D12/114; D26/28**

(58) **Field of Search** ..... **D12/110, 114; 180/219; D26/28, 34; 362/473-476; 224/413-435**

(56) **References Cited**

**U.S. PATENT DOCUMENTS**

D220,360 S \* 3/1971 Rossi ..... D26/28  
D269,210 S \* 5/1983 Cutlip et al. .... D26/28

**OTHER PUBLICATIONS**

Custon Chrome 2000 catalog, lighting elements on p. 6.48.\*  
Kuryakyn 2000 Catalog—Cover and pp. 13-18, Published Spring 2000.

\* cited by examiner

*Primary Examiner*—Alan P. Douglas

*Assistant Examiner*—Linda Brooks

(74) *Attorney, Agent, or Firm*—Westman, Champlin & Kelly

(57) **CLAIM**

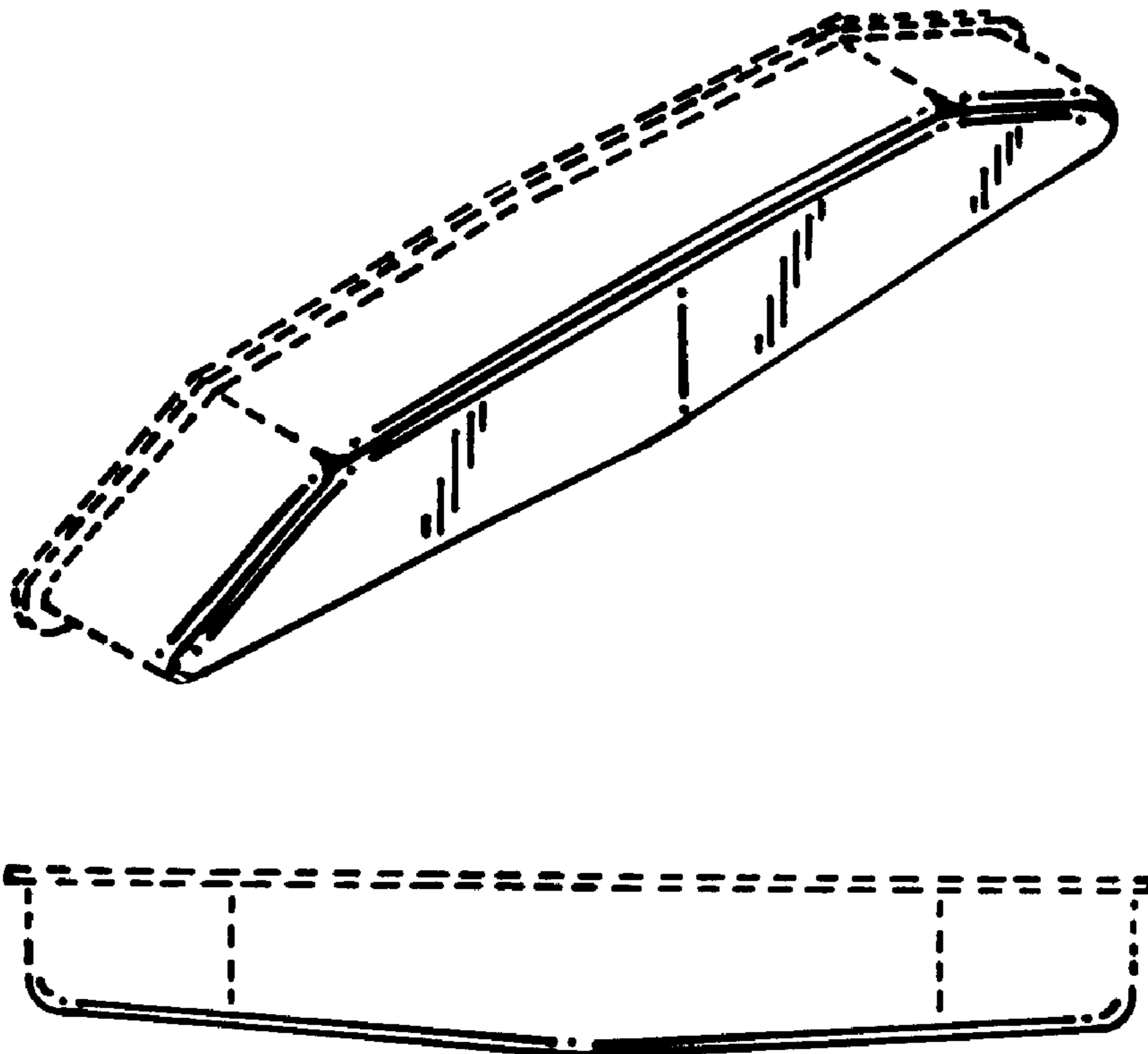
The ornamental design for a portion of an accessory and trim light for motorcycle, as shown and described.

**DESCRIPTION**

FIG. 1 is a perspective view of a portion of an accessory and trim light for motorcycles;  
FIG. 2 is a top plan view thereof;  
FIG. 3 is a front elevational view thereof;  
FIG. 4 is a right side elevational view thereof;  
FIG. 5 is a left side elevational view thereof;  
FIG. 6 is a rear elevational view thereof; and,  
FIG. 7 is a bottom plan view thereof.

The broken lines shown form no part of the claimed design.

**1 Claim, 2 Drawing Sheets**



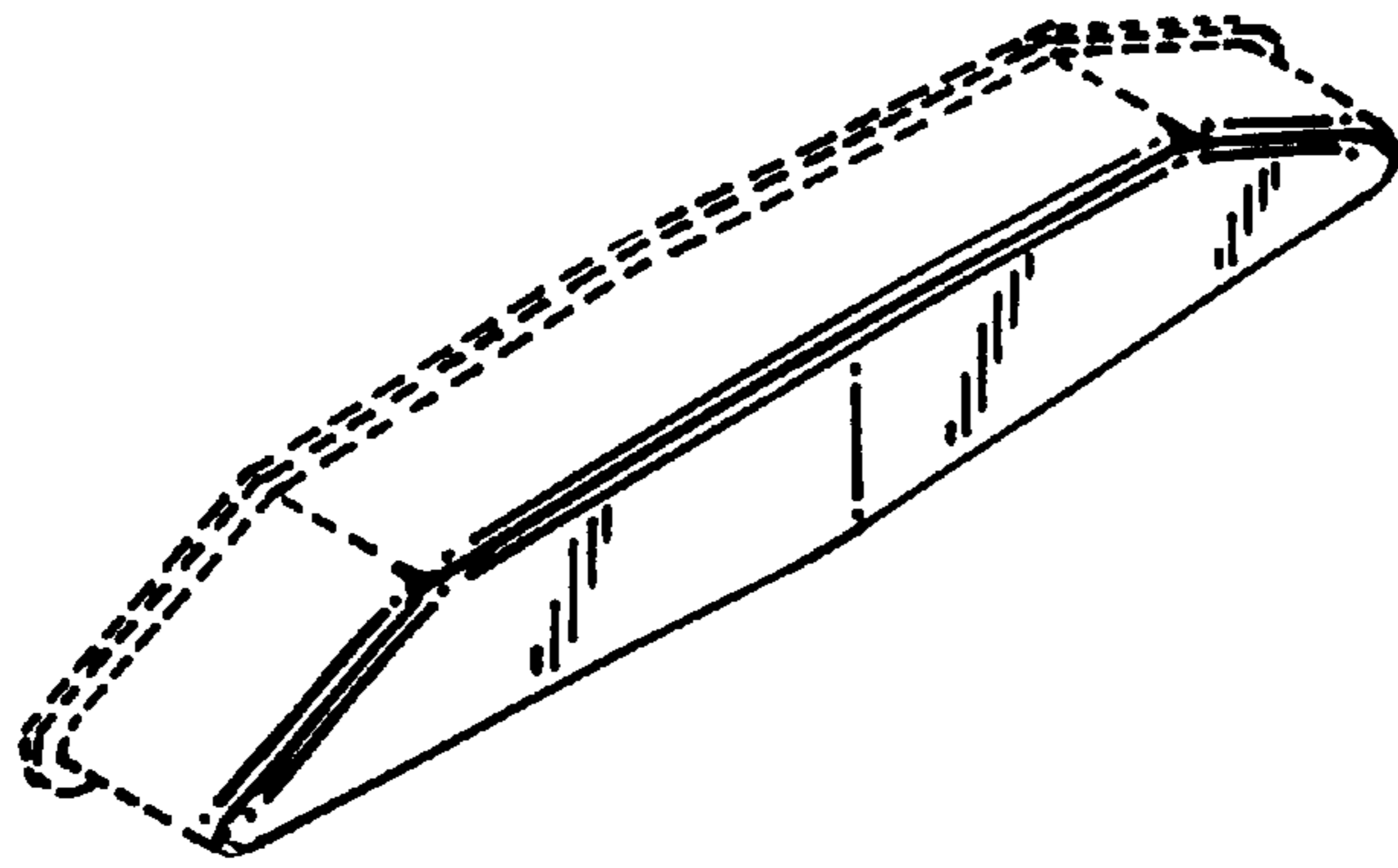


FIG. 1

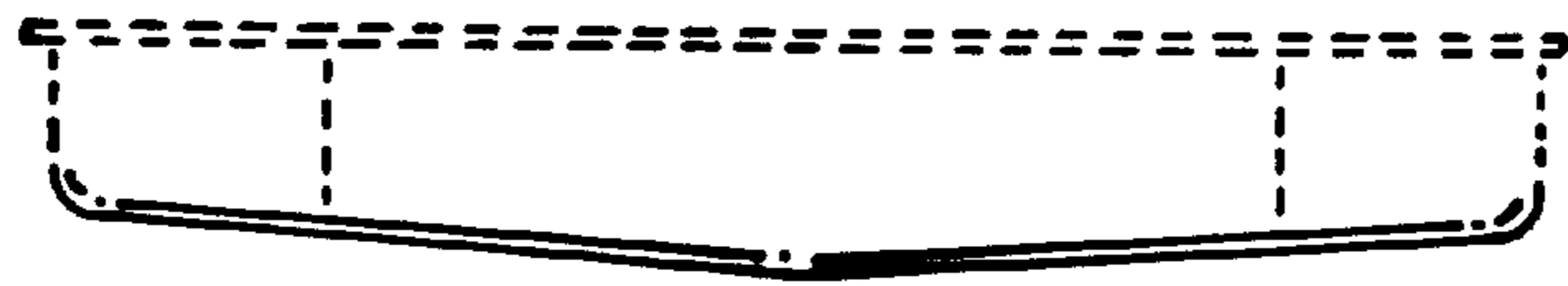


FIG. 2

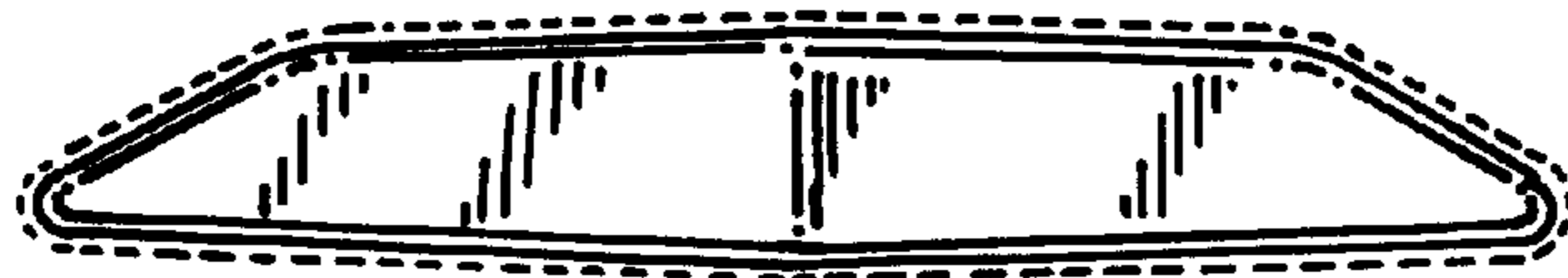


FIG. 3

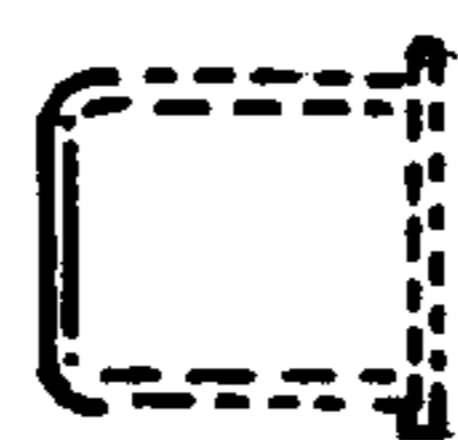


FIG. 4




FIG. 6




FIG. 7