



US00D488091S

(12) **United States Design Patent**
Hunsley

(10) **Patent No.:** **US D488,091 S**

(45) **Date of Patent:** **** Apr. 6, 2004**

(54) **DECORATIVE STREAMER FLAG ATTACHMENT**

(76) Inventor: **Barbara Hunsley**, 108 Sea Breeze Ct., Emerald Isle, NC (US) 28594

(**) Term: **14 Years**

(21) Appl. No.: **29/159,475**

(22) Filed: **Apr. 22, 2002**

(51) **LOC (7) Cl.** **11-05**

(52) **U.S. Cl.** **D11/181; D21/400**

(58) **Field of Search** D11/165, 166, D11/167, 168, 169, 170, 171, 172, 173, 174, 175, 176, 177, 178, 179, 180, 181, 182, 183, 184; D12/114, 178; D20/11; D21/400; 28/147; 116/173, 174, 175; 428/4, 28

(56) **References Cited**

U.S. PATENT DOCUMENTS

2,118,166	A	*	5/1938	Clark	446/491
D130,124	S	*	10/1941	Hart	D21/400
D155,130	S	*	9/1949	Desforges, Sr. et al.	428/4
2,869,507	A		1/1959	Boyer	116/173
D244,236	S	*	5/1977	Kyle	D21/400
4,055,840	A		10/1977	Uchytel et al.	340/321
4,080,925	A		3/1978	Moore	116/117 R
4,964,360	A		10/1990	Henry	116/28 R
5,070,809	A	*	12/1991	Fox	116/174
D324,083	S	*	2/1992	Gelen	D21/400
D327,454	S		6/1992	Garbarino	D11/166
D330,876	S	*	11/1992	Huber	D11/184
5,423,281	A		6/1995	Crookham et al.	116/173
5,590,621	A		1/1997	Sectish	116/173
5,694,733	A		12/1997	Gallemore, II	52/736.2
5,810,318	A		9/1998	Federico	248/539
5,943,980	A		8/1999	Huang	116/174
D414,722	S	*	10/1999	Hamowy	D12/114
D440,184	S		4/2001	Jones et al.	D11/166

OTHER PUBLICATIONS

Catalog, Props & Bags, Etc. Catalog Scarf Wrist Streamers, Scarf Wrist Streamers on a Stick, p. 6, <http://www.pbetc.com>, 2001–2002.

Web Catalog, Item #0 DSFR, Item DSST24, Item DSST48, Item DSST24RA, Item DSST48RA, <http://www.drill-teamexchange.com/ribbonsstreamers.html>, pp. 1 and 2, Dec. 25, 2001.

Web Catalog, Glory Streamers <http://www.wcpageantry.com/page6.html>, p. 1, Dec. 25, 2001.

* cited by examiner

Primary Examiner—Doris V. Coles

Assistant Examiner—Elizabeth A. Albert

(74) *Attorney, Agent, or Firm*—Watov & Kipnes, P.C.; Kenneth Watov

(57) **CLAIM**

The ornamental design for a decorative streamer flag attachment, as shown and described.

DESCRIPTION

The present invention is related to co-pending U.S. Utility patent application Ser. No. 10/127,748, entitled “Streamer Flag Attachment”, filed herewith.

FIG. 1 is a front perspective view of a decorative streamer flag attachment showing my new design operatively engaged with a flag pole and flag both shown in phantom;

FIG. 2 is a front elevational view thereof with the streamers shown broken away for ease of illustration;

FIG. 3 is a back elevational view thereof with the streamers shown broken away for ease of illustration;

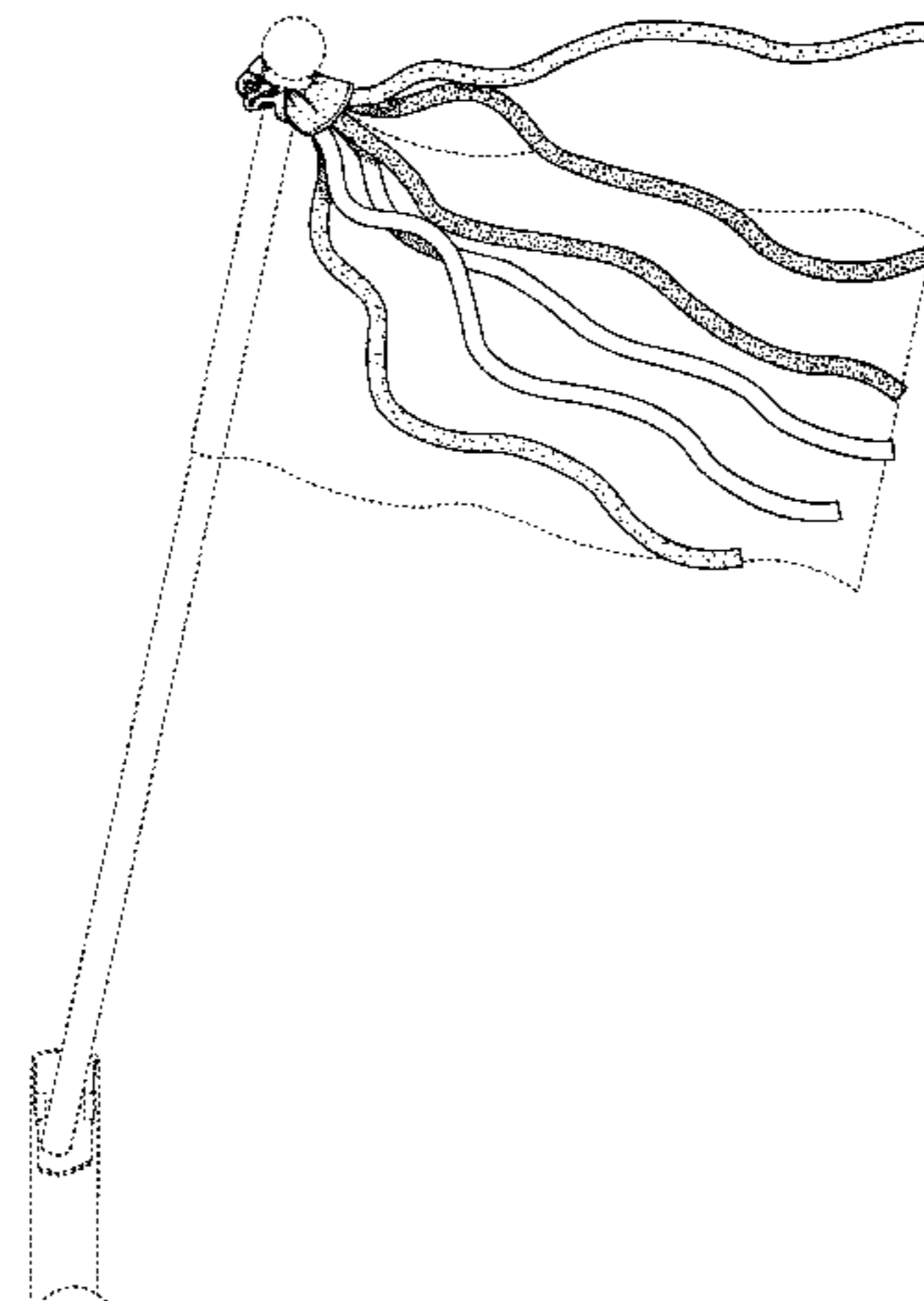
FIG. 4 is a right side elevational view thereof with the streamers shown broken away for ease of illustration, the left side elevational view being a mirror image thereof;

FIG. 5 is a top plan view thereof; and,

FIG. 6 is a bottom plan view thereof.

The broken lines showing environment in the drawing are for illustrative purposes only and form no part of the claimed design.

1 Claim, 5 Drawing Sheets



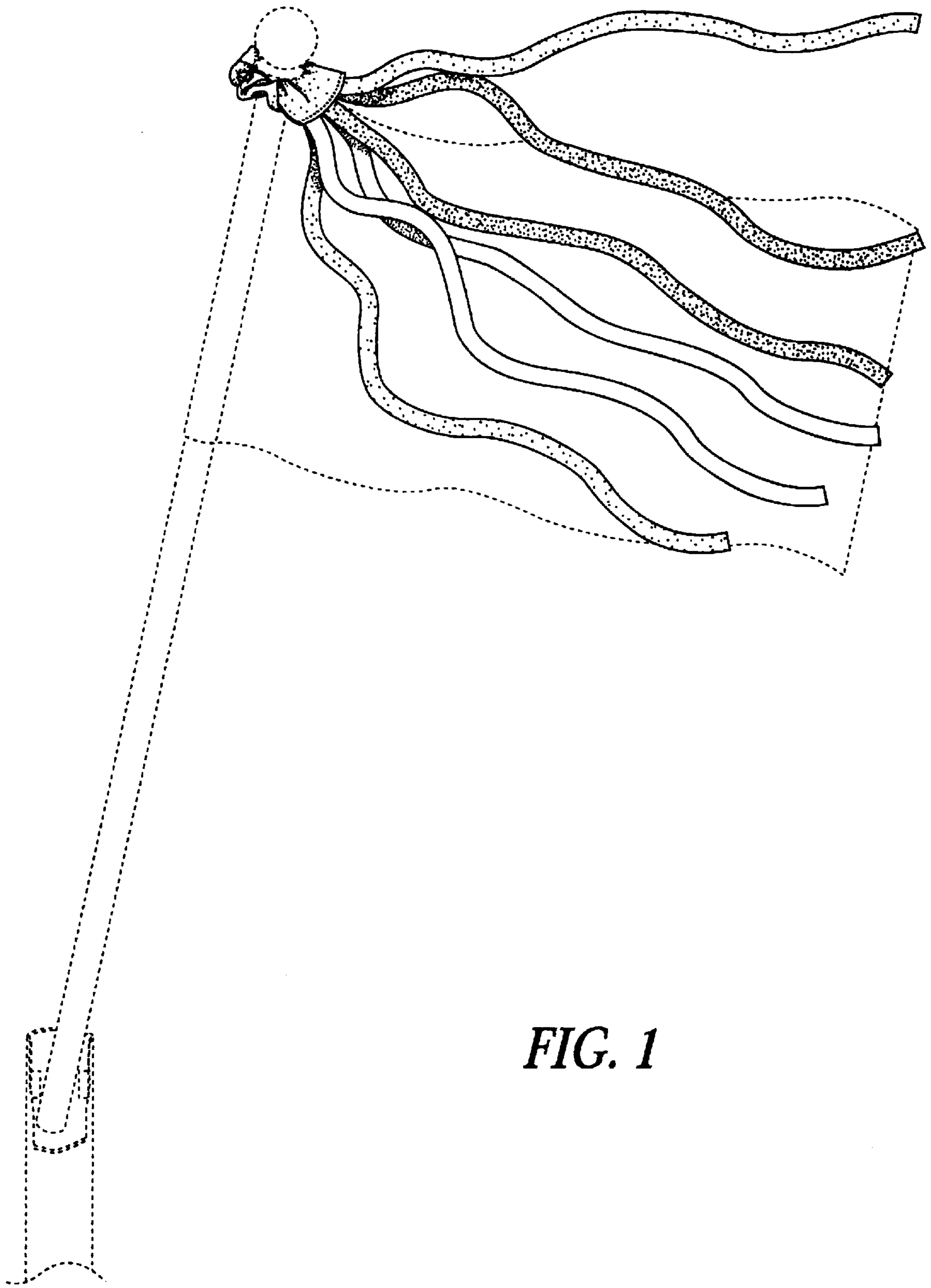


FIG. 1

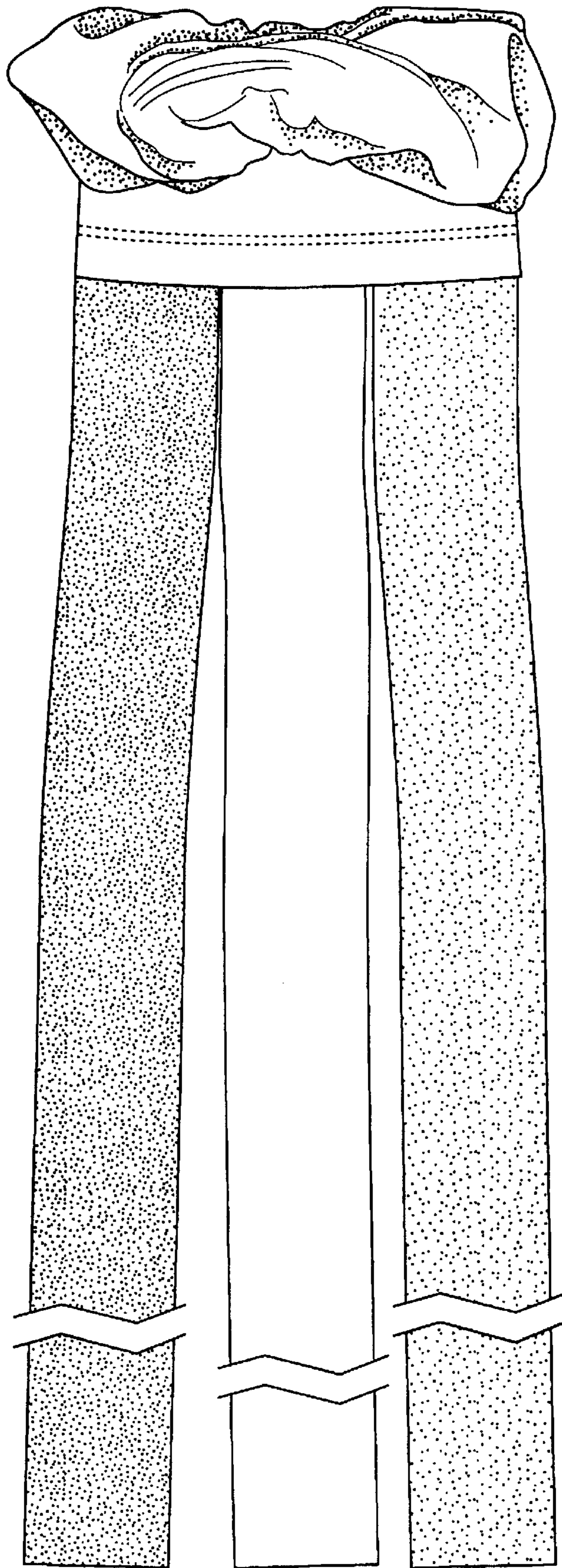


FIG. 2

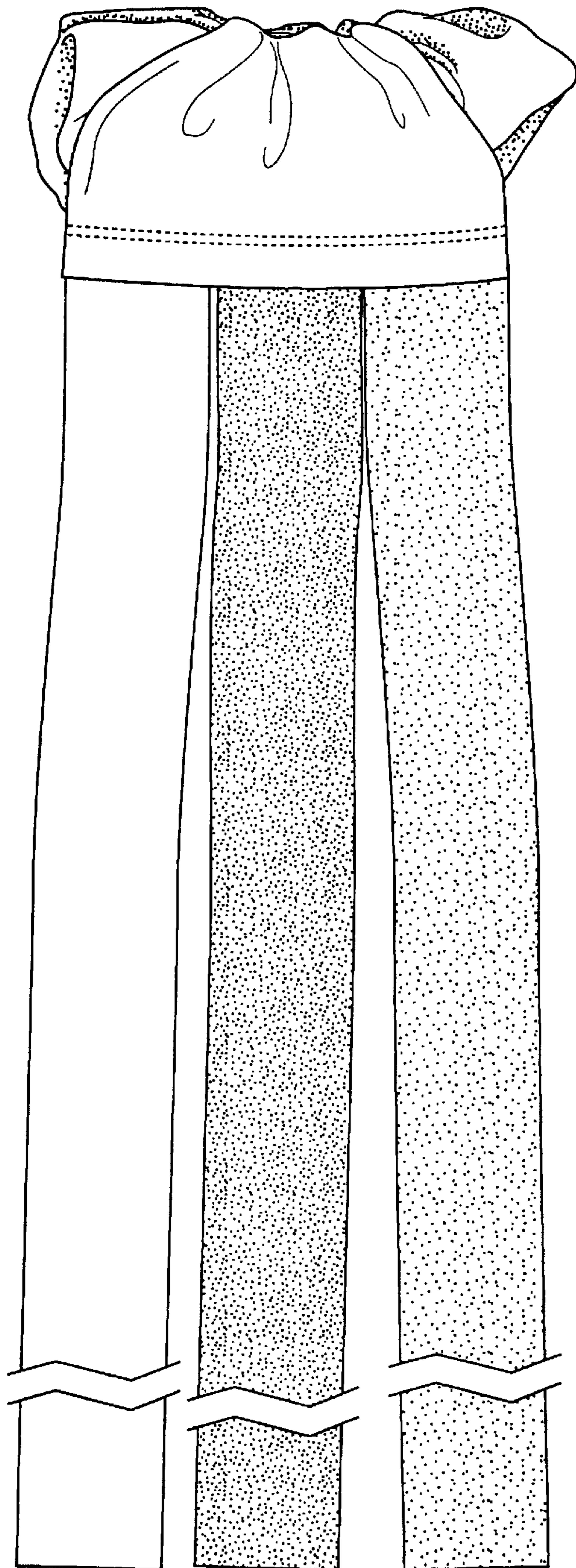


FIG. 3

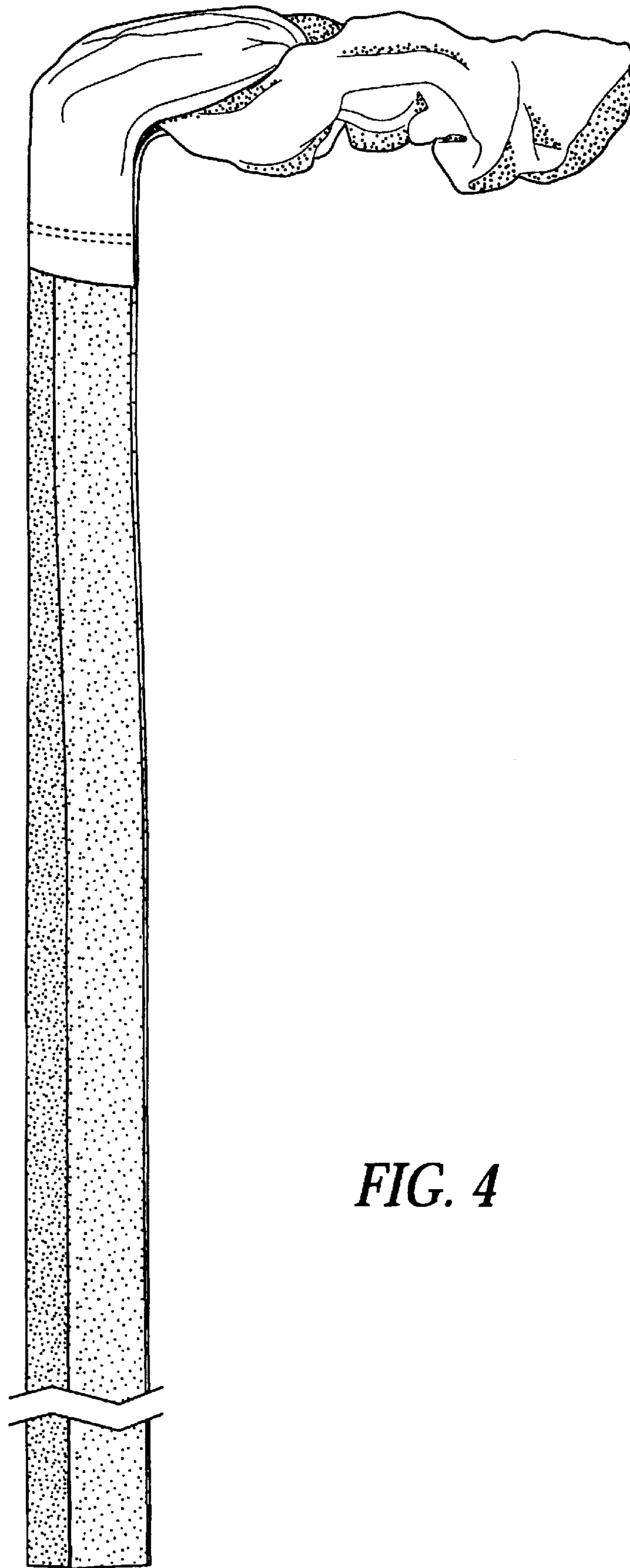


FIG. 4

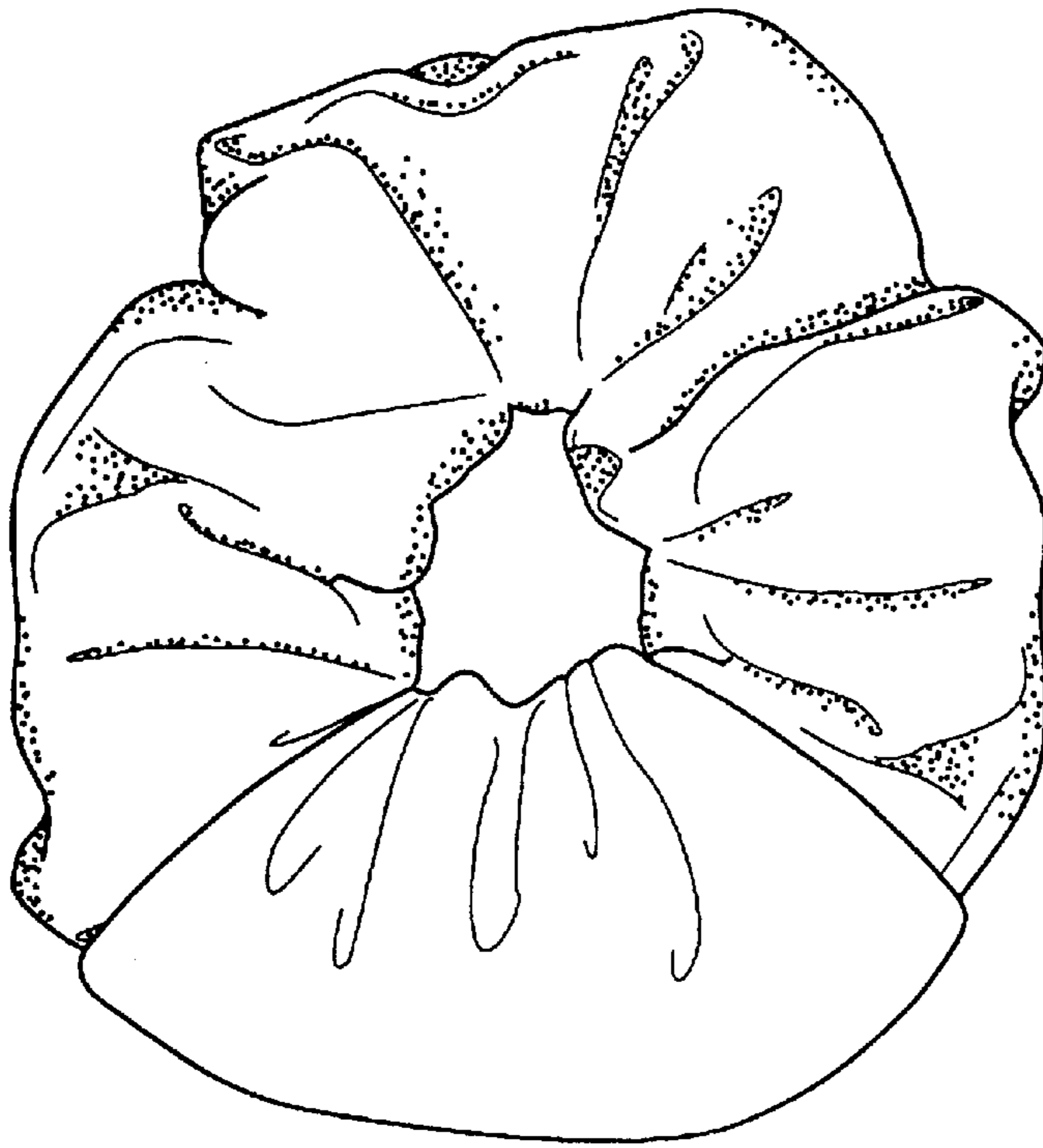


FIG. 5

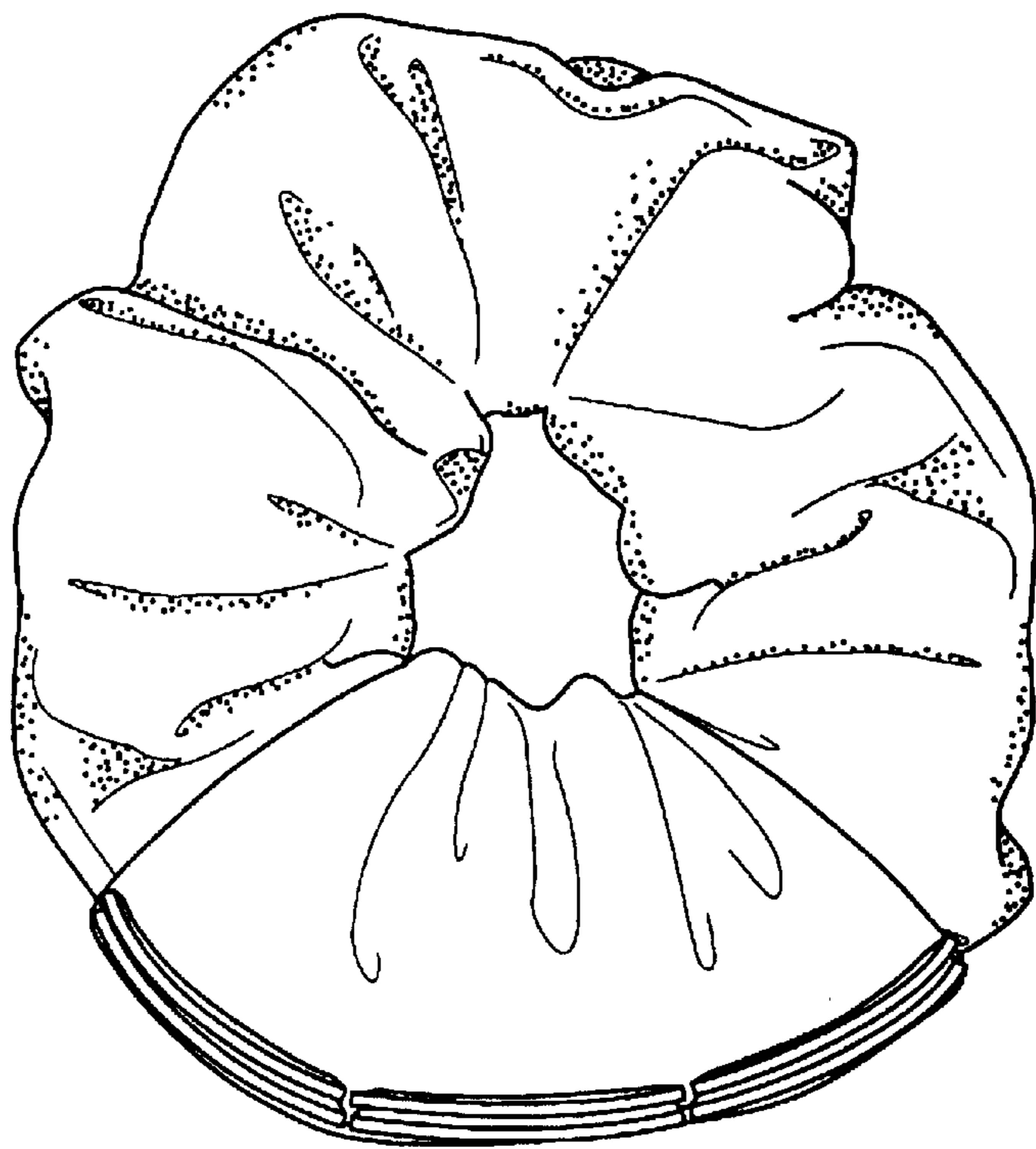


FIG. 6