



US00D488077S

(12) **United States Design Patent**  
**Bitetto**

(10) **Patent No.:** **US D488,077 S**

(45) **Date of Patent:** **\*\* Apr. 6, 2004**

(54) **WATCH**

(75) **Inventor:** **Francesco Bitetto, Valenzano (IT)**

(73) **Assignee:** **Time Force Europe SpA, Bari (IT)**

(\*\*) **Term:** **14 Years**

(21) **Appl. No.:** **29/180,701**

(22) **Filed:** **Apr. 29, 2003**

(30) **Foreign Application Priority Data**

Feb. 28, 2003 (IT) ..... UD2003O0011

(51) **LOC (7) Cl.** ..... **10-02**

(52) **U.S. Cl.** ..... **D10/39**

(58) **Field of Search** ..... D10/1-40, 122-132;  
368/280-282, 276-277, 285, 294-295

(56) **References Cited**

**U.S. PATENT DOCUMENTS**

D434,679 S \* 12/2000 Dumas ..... D10/39

D436,047 S \* 1/2001 Giardiello ..... D10/32

D450,600 S \* 11/2001 Scarinzi ..... D10/32

D453,475 S \* 2/2002 Xing ..... D10/32

D474,700 S \* 5/2003 Court ..... D10/39

D475,638 S \* 6/2003 Modolo ..... D10/39

\* cited by examiner

*Primary Examiner*—Nelson C. Holtje

(74) *Attorney, Agent, or Firm*—Akin Gump Strauss Hauer & Feld LLP

(57) **CLAIM**

The ornamental design for a watch, as shown and described.

**DESCRIPTION**

FIG. 1 is a front view of a watch in accordance with a first preferred embodiment of my new design;  
FIG. 2 is a right-side elevational view thereof;  
FIG. 3 is a left-side elevational view thereof;  
FIG. 4 is a rear view thereof;  
FIG. 5 is a bottom view thereof;  
FIG. 6 is a top view thereof; and,  
FIG. 7 is a front perspective view thereof.

**1 Claim, 7 Drawing Sheets**





FIG. 1

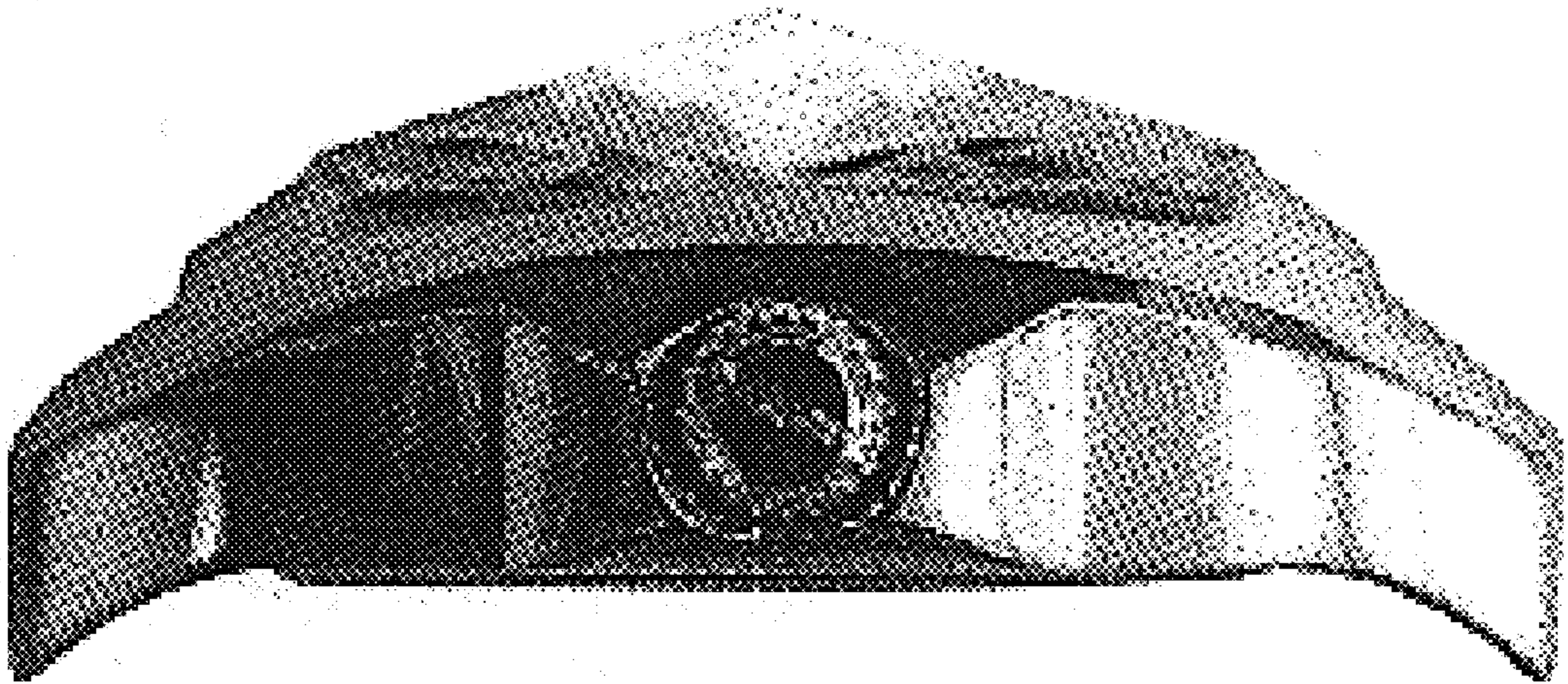


FIG. 2

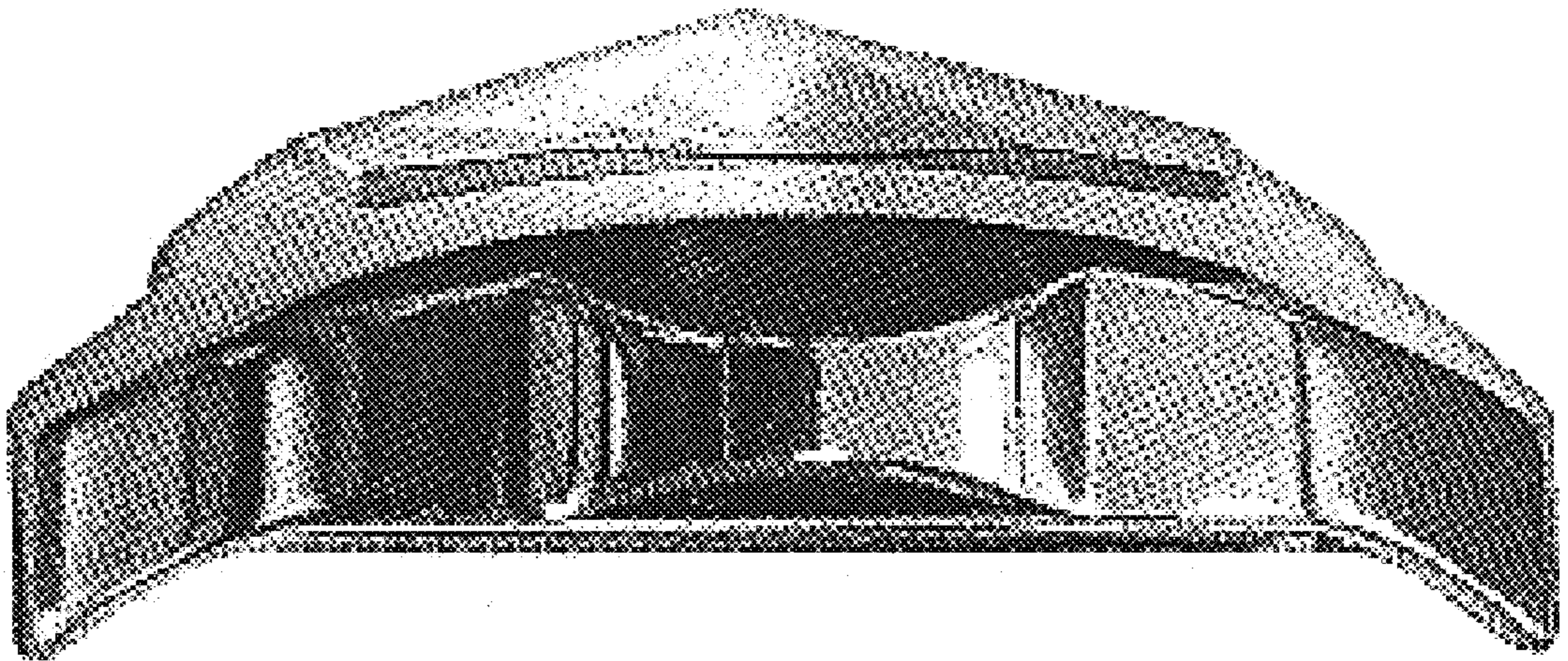


FIG. 3



FIG. 4

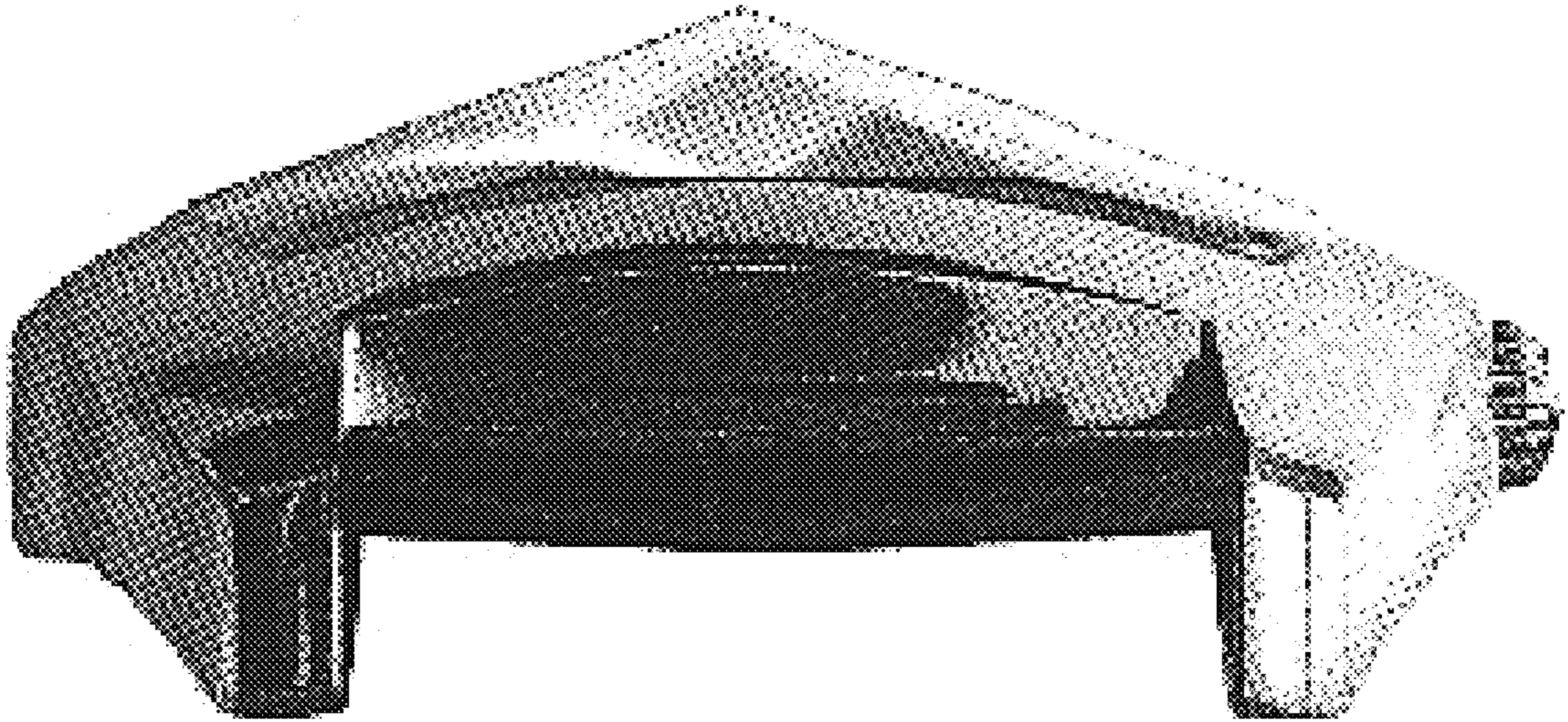


FIG. 5




FIG. 6



FIG. 7