



US00D488068S

(12) **United States Design Patent**  
**Steele, IV et al.**

(10) **Patent No.: US D488,068 S**  
(45) **Date of Patent: \*\* Apr. 6, 2004**

- (54) **TOP PORTION OF A LIQUID DISPENSER**
- (75) Inventors: **William E. Steele, IV**, Fort Worth, TX (US); **Phillip D. Livingston**, Dallas, TX (US); **Clarence D. Zierhut**, Garland, TX (US)
- (73) Assignee: **Remington Health Products, L.L.C.**, Fort Worth, TX (US)
- (\*\*) Term: **14 Years**
- (21) Appl. No.: **29/179,275**
- (22) Filed: **Apr. 8, 2003**

4,834,251 A	5/1989	Yu
4,998,649 A	3/1991	Thanisch
D340,867 S	11/1993	Martin
5,544,768 A	8/1996	Gargione
D376,541 S	12/1996	Gobe
D378,193 S	2/1997	Gobe
D378,662 S	4/1997	Gobe
D379,930 S	6/1997	Gobe
D381,271 S	7/1997	Paoloski
D385,041 S	10/1997	Sanfilippo
D392,390 S	3/1998	Chan et al.
5,735,417 A	4/1998	Darr et al.
D399,756 S	10/1998	Lonczak et al.
D423,107 S	4/2000	Brown et al.
6,102,223 A	8/2000	Montgomery
D440,157 S	4/2001	Lichtman et al.
D446,727 S	8/2001	Cummings
D451,025 S	* 11/2001	Meeker et al. .... D9/500
D453,892 S	2/2002	Lindsay et al.

**Related U.S. Application Data**

- (62) Division of application No. 29/159,930, filed on Apr. 29, 2002, now Pat. No. Des. 476,234.
- (51) **LOC (7) Cl. .... 09-01**
- (52) **U.S. Cl. .... D9/529; D9/543; D9/560**
- (58) **Field of Search .... D9/454, 503, 516, D9/529-531, 537-543, 552, 557-558, 565, 570, 574; 215/12.1-12.2, 382-384, 396, 398, 400**

**OTHER PUBLICATIONS**

Patent application U.S. Ser. No. 29/159,914 filed Apr. 29, 2002 entitled *Liquid Dispenser* by Steele, et al.

\* cited by examiner

*Primary Examiner*—Philip S. Hyder  
*Assistant Examiner*—Carol Rademaker  
(74) *Attorney, Agent, or Firm*—Fulbright & Jaworski L.L.P.

(56) **References Cited**

**U.S. PATENT DOCUMENTS**

525,753 A	9/1894	Turner
526,772 A	10/1894	Dickerson
D97,400 S	11/1935	Lewis
D177,570 S	5/1956	James
D188,297 S	6/1960	Pedrick, III
D231,083 S	4/1974	Campbell
D234,250 S	2/1975	Holzaepfel
D234,914 S	4/1975	Morgan
4,150,761 A	4/1979	Collins
4,230,230 A	10/1980	Mumford
4,273,247 A	6/1981	Earls
D276,592 S	12/1984	Cox
D285,659 S	9/1986	Paulovich et al.

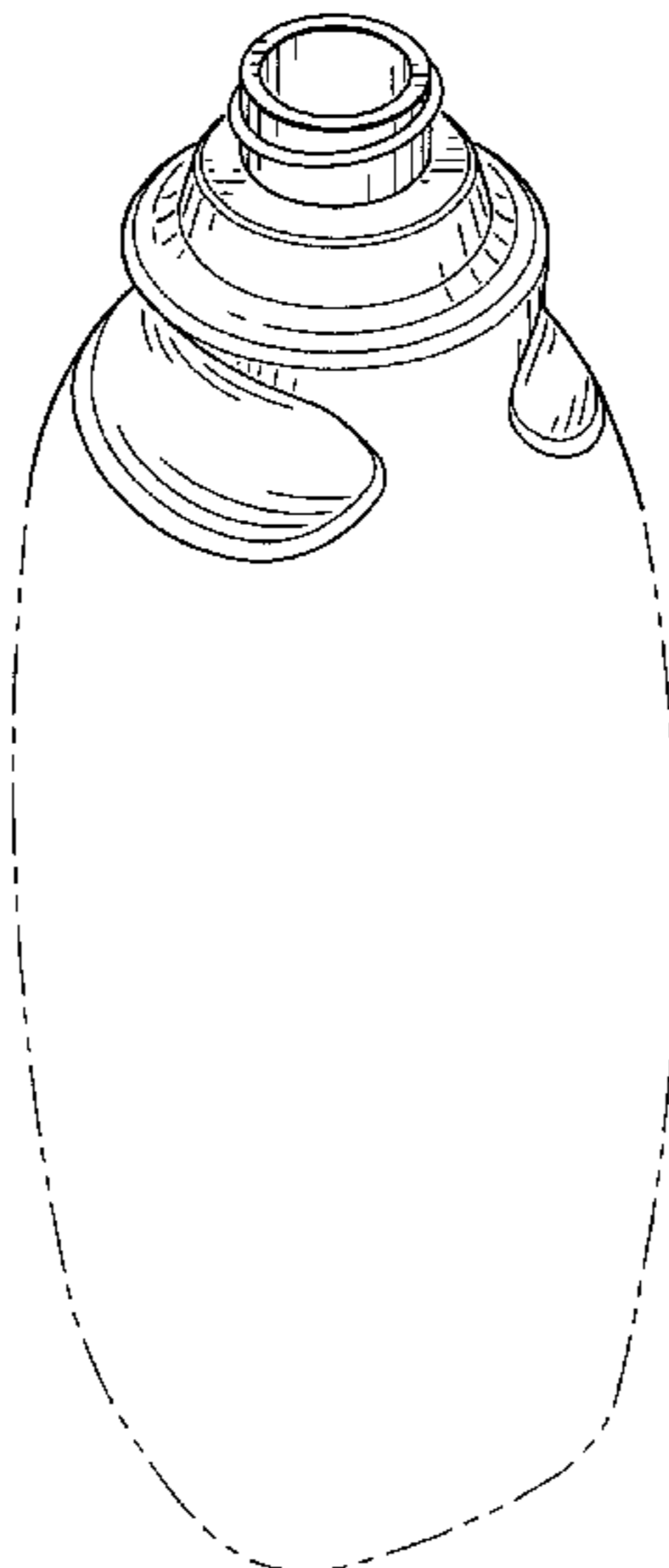
(57) **CLAIM**

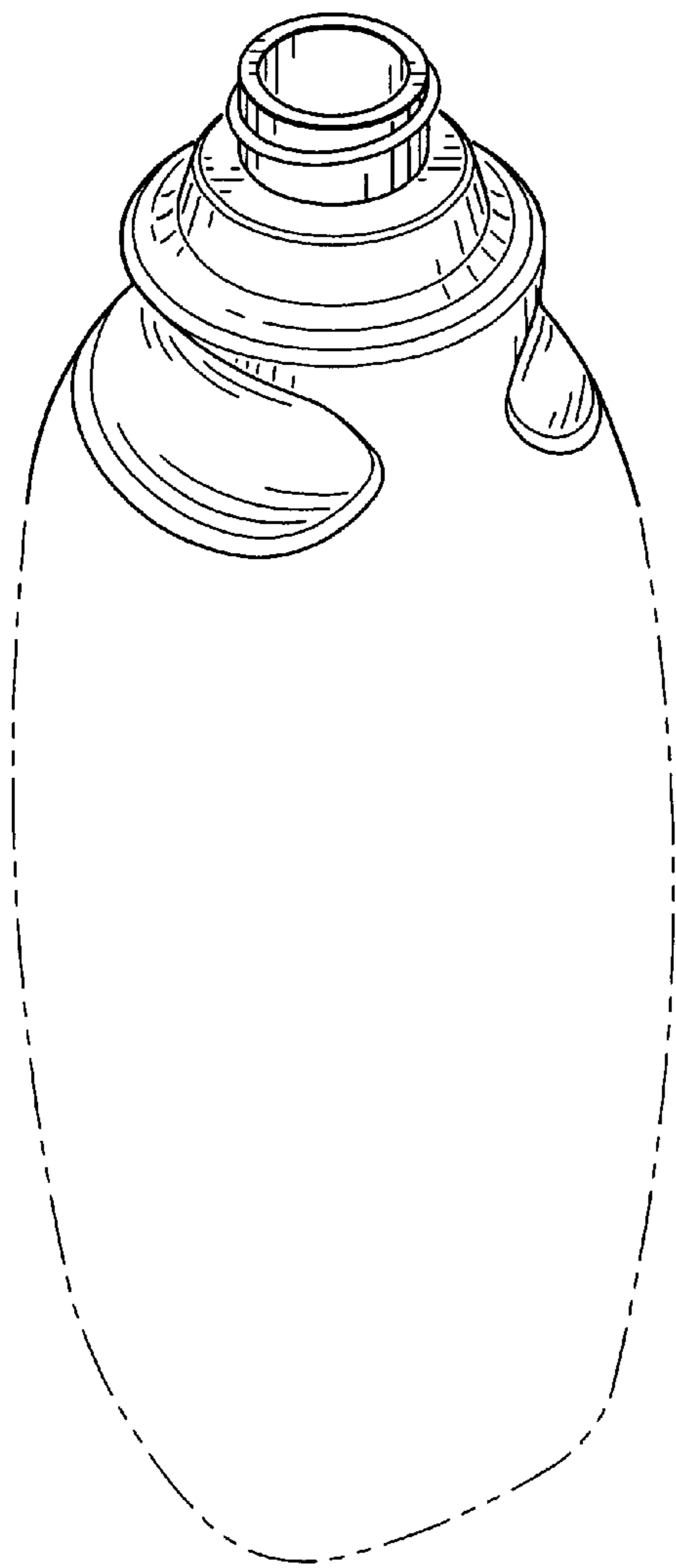
The ornamental design for a top portion of a liquid dispenser, as shown and described.

**DESCRIPTION**

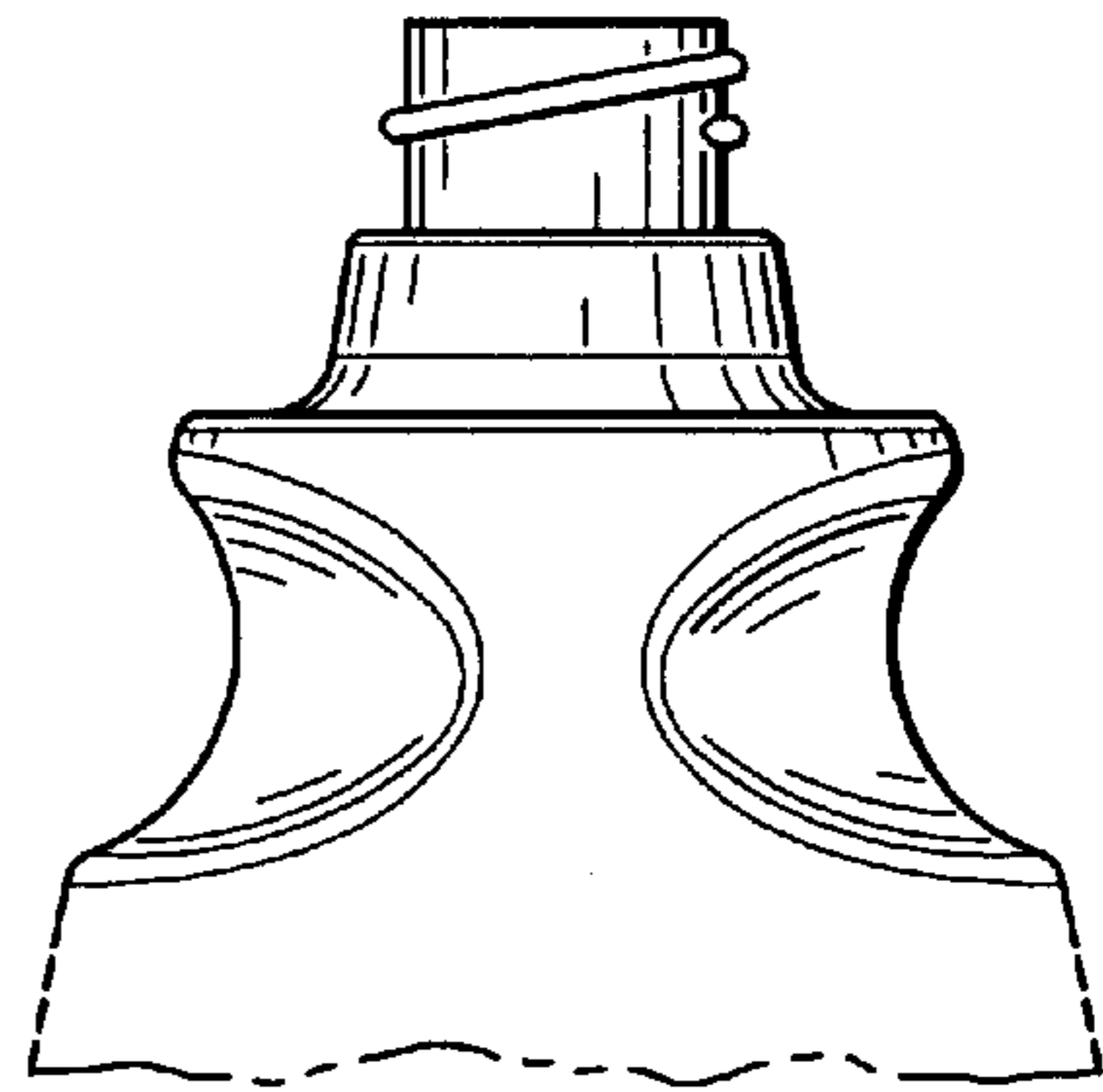
FIG. 1 is a perspective view of the ornamental design top portion of a liquid dispenser showing our design; FIG. 2 is a front view top portion of a liquid dispenser; FIG. 3 is a side view top portion of a liquid dispenser; and, FIG. 4 is a top view top portion of a liquid dispenser. The broken lines shown in the drawings are for illustrative purposes only and forms no part of the claimed design.

**1 Claim, 1 Drawing Sheet**






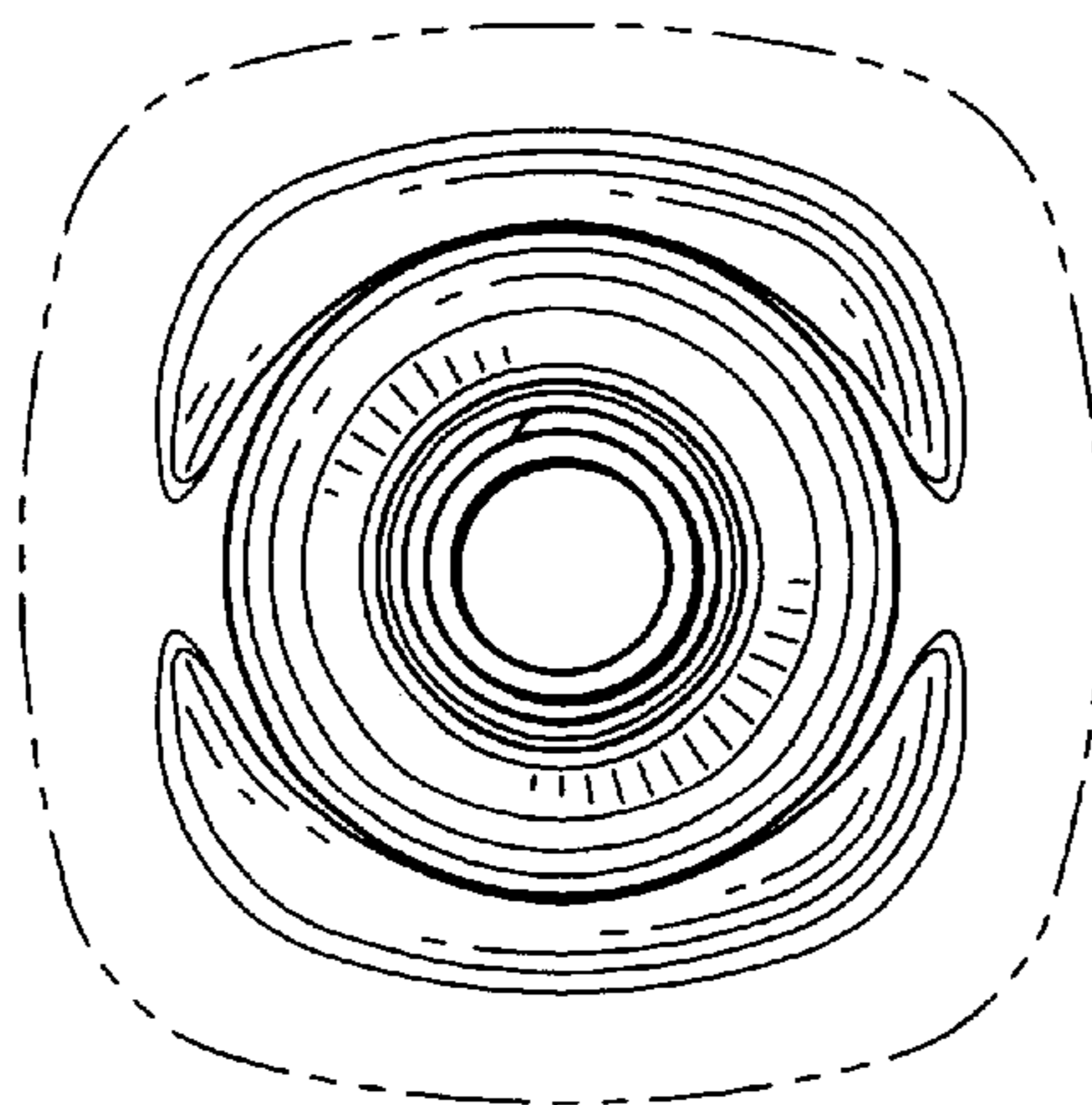
*FIG. 1*



*FIG. 2*



*FIG. 3*



*FIG. 4*