



US00D488057S

(12) **United States Design Patent**
Rosado

(10) **Patent No.:** **US D488,057 S**

(45) **Date of Patent:** **** Apr. 6, 2004**

(54) **BAG DISPENSING CLIP**

(76) Inventor: **Michael A. Rosado**, 4305 Old Colony Rd., Raleigh, NC (US) 27613

(**) Term: **14 Years**

(21) Appl. No.: **29/157,591**

(22) Filed: **Mar. 21, 2002**

(51) **LOC (7) Cl.** **08-08**

(52) **U.S. Cl.** **D8/395; D19/65**

(58) **Field of Search** D8/394, 395; 383/6, 383/11, 13, 22; D19/65, 88; 206/451, 477, 554; 248/451, 452, 95; 24/67 R, 67.1-67.11, DIG. 8, 500, 507, 508, 501, 510, 498

(56) **References Cited**

U.S. PATENT DOCUMENTS

3,126,094 A *	3/1964	Arnold et al.	206/451
3,574,248 A *	4/1971	Gaglia	24/508
D257,158 S	9/1980	Olsson	
4,537,330 A	8/1985	Gelbard	
4,562,618 A *	1/1986	Masuda	24/67.7
D294,006 S	2/1988	Gygax et al.	
D302,568 S	8/1989	Berger	
D306,876 S	3/1990	Greenhut et al.	
D335,078 S	4/1993	Hampshire	
5,301,393 A *	4/1994	Brown	24/67.7
5,309,605 A *	5/1994	Sato	24/67.9
D348,902 S	7/1994	Beyer	
D352,314 S	11/1994	Wolff	
D364,188 S	11/1995	Wolff	
5,524,762 A *	6/1996	Shafran et al.	206/554
D376,534 S	12/1996	Wolff	
D392,181 S	3/1998	Bries et al.	
5,772,035 A	6/1998	Harrison	
5,788,080 A *	8/1998	Sill et al.	206/554
D400,584 S	11/1998	Wolff	
5,860,529 A	1/1999	Smithson et al.	

D406,167 S	2/1999	Wolff	
D406,168 S	2/1999	Wolff	
D406,169 S	2/1999	Wolff	
D406,170 S	2/1999	Wolff	
D406,171 S	2/1999	Wolff	
D408,452 S *	4/1999	Coe	D19/65
D412,343 S *	7/1999	Offenhauer	D19/65
5,966,741 A	10/1999	Klecina	
D428,921 S	8/2000	Saylor et al.	
6,116,424 A	9/2000	Leu	
6,142,302 A	11/2000	Requena	
D438,452 S *	3/2001	Tsai	D8/395
6,216,996 B1 *	4/2001	Shamoon	248/452
6,302,366 B1	10/2001	Saylor et al.	

* cited by examiner

Primary Examiner—Ian Simmons
Assistant Examiner—Deanne Levy

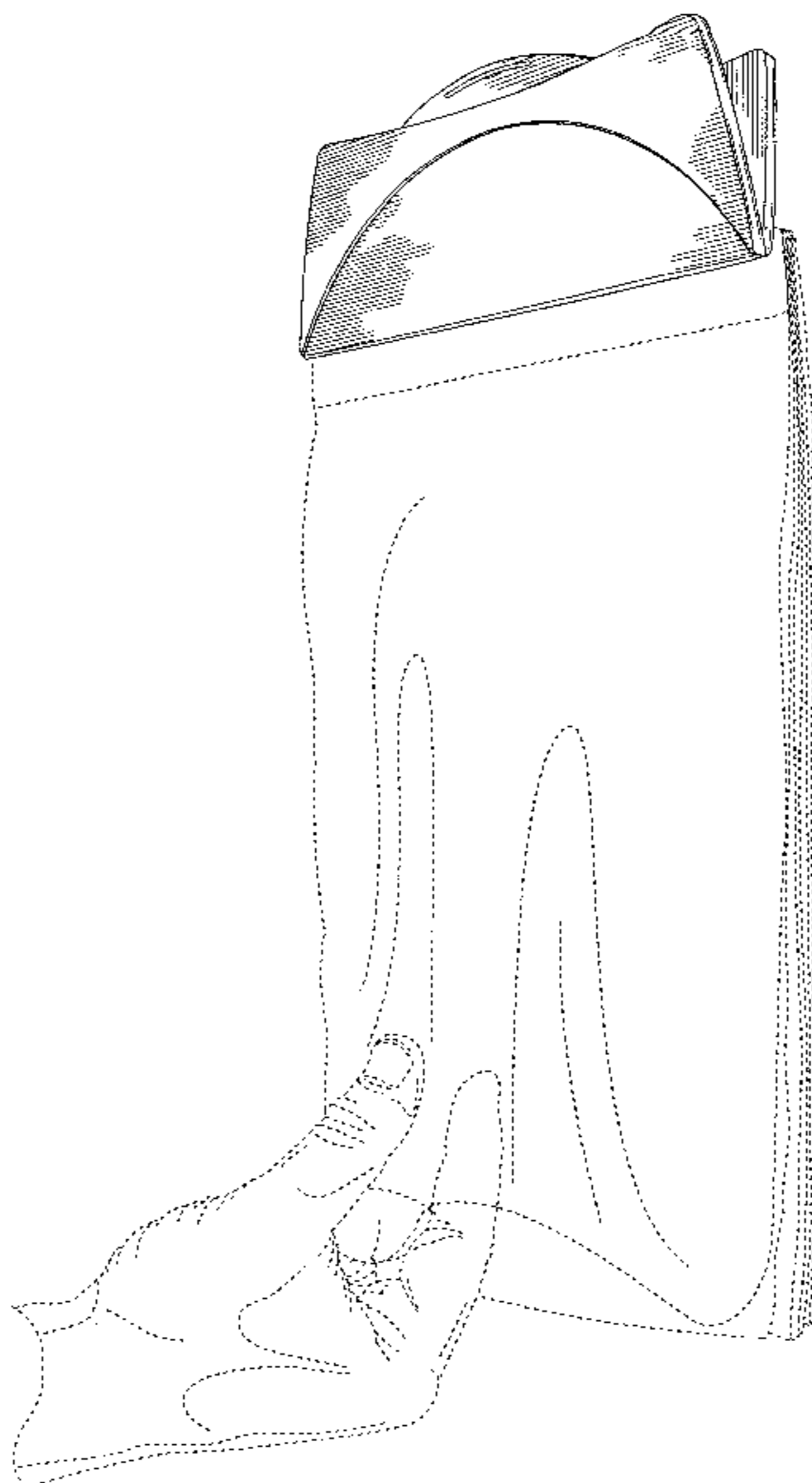
(57) **CLAIM**

The ornamental design for a bag dispensing clip, as shown and described.

DESCRIPTION

FIG. 1 is a perspective view of a bag dispensing clip, showing my new design;
 FIG. 2 is a top plan view thereof;
 FIG. 3 is a bottom plan view thereof;
 FIG. 4 is a front elevational view thereof;
 FIG. 5 is a rear elevational view thereof;
 FIG. 6 is a side elevational view thereof;
 FIG. 7 is a side elevational view thereof, opposite that shown in FIG. 6; and,
 FIG. 8 is a perspective view of the bag dispensing clip of FIG. 1 shown in its environment.
 The broken lines shown herein are for illustrative purposes only and form no part of the claimed design.

1 Claim, 5 Drawing Sheets



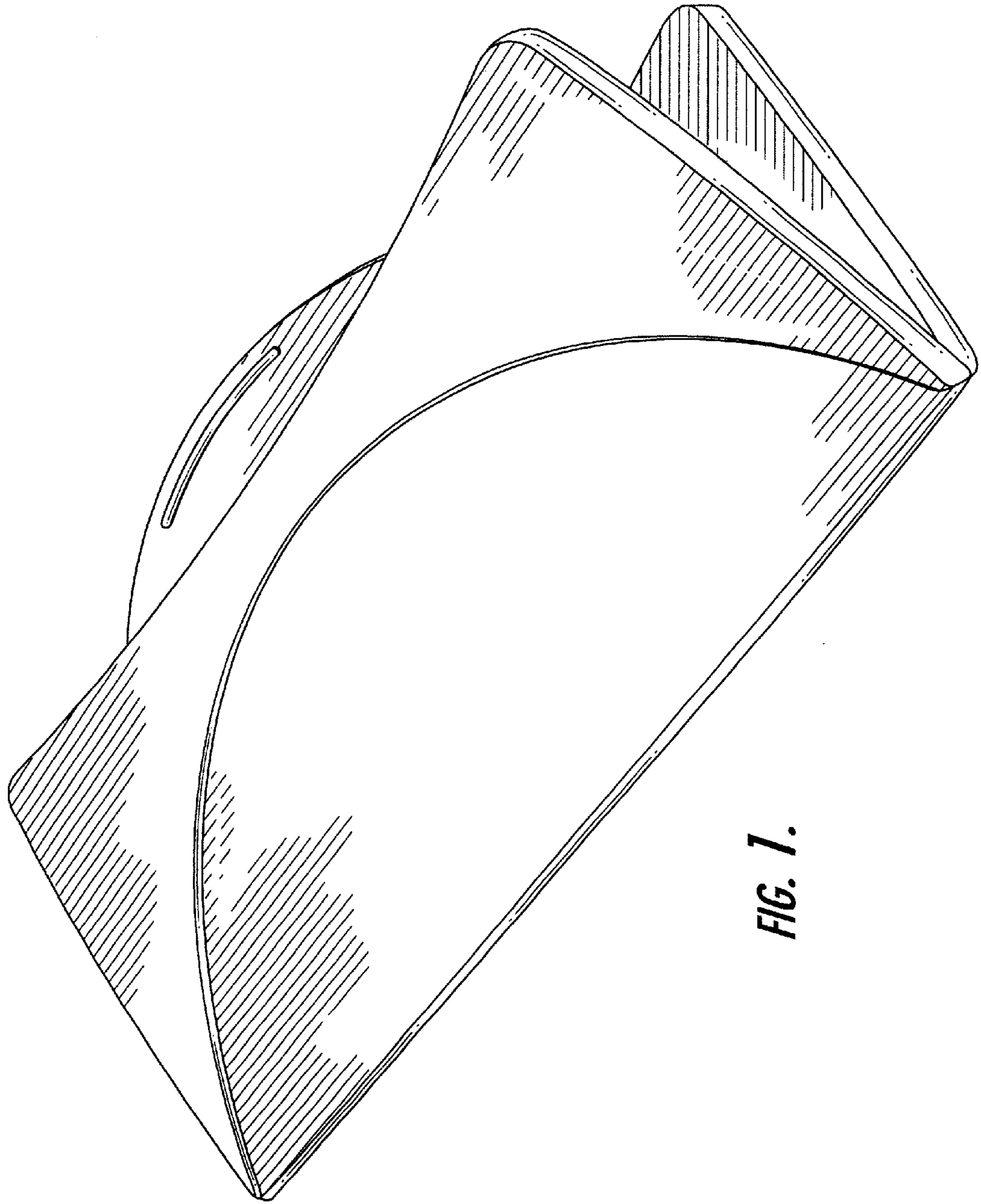


FIG. 1.

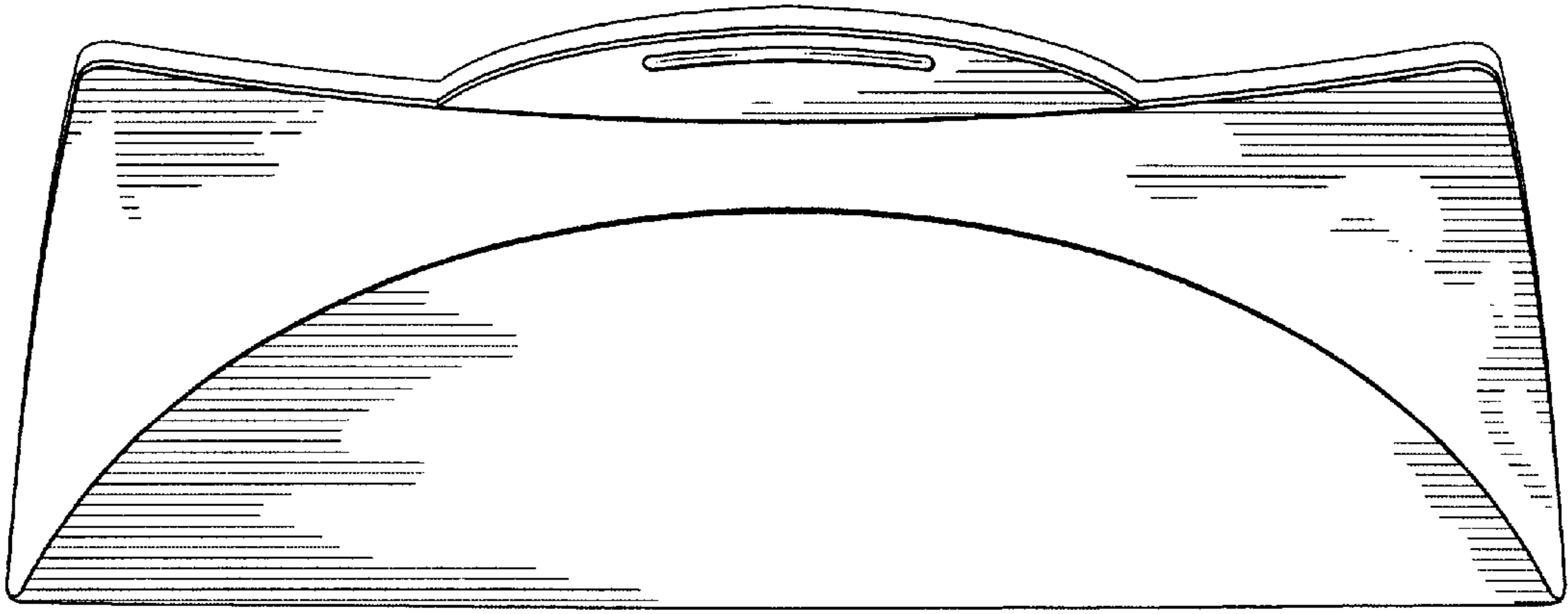


FIG. 2.

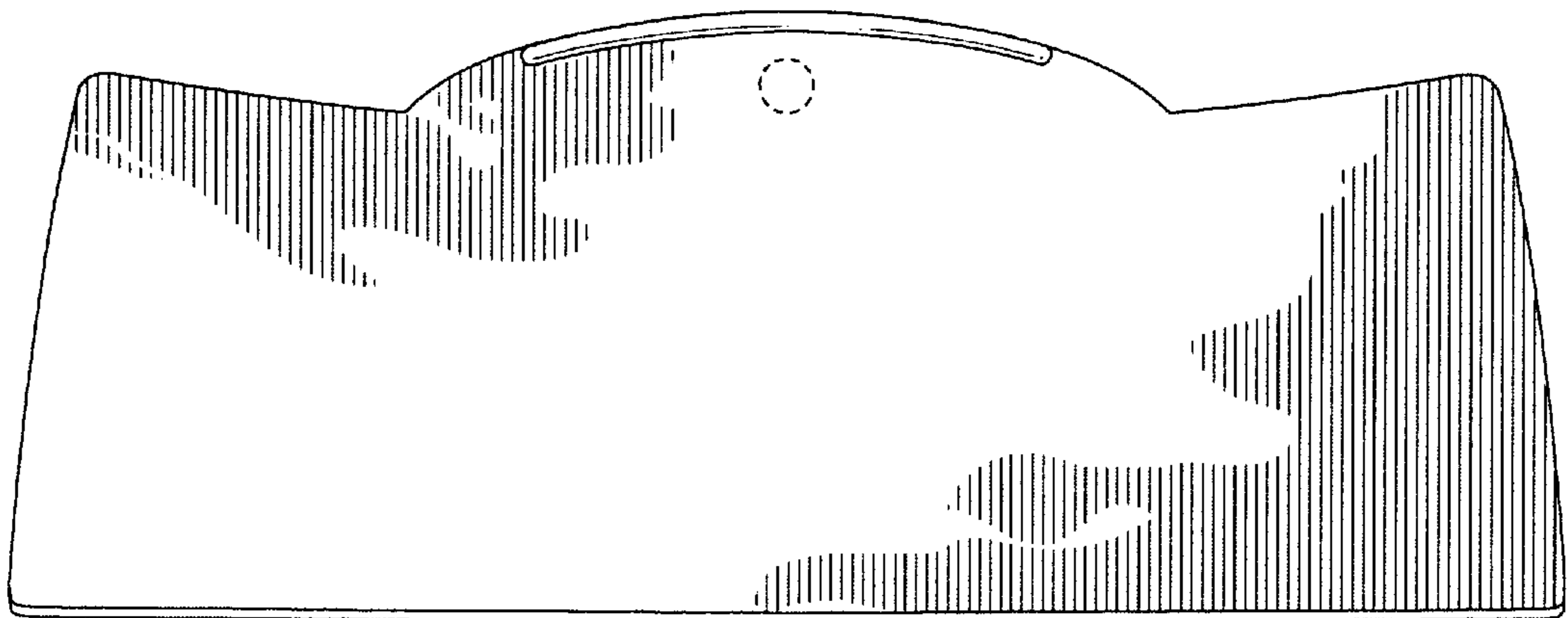


FIG. 3.



FIG. 4.

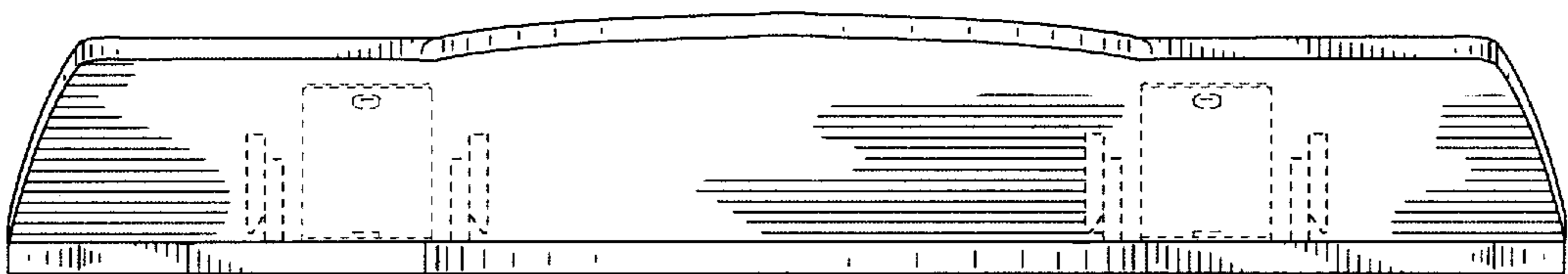


FIG. 5.

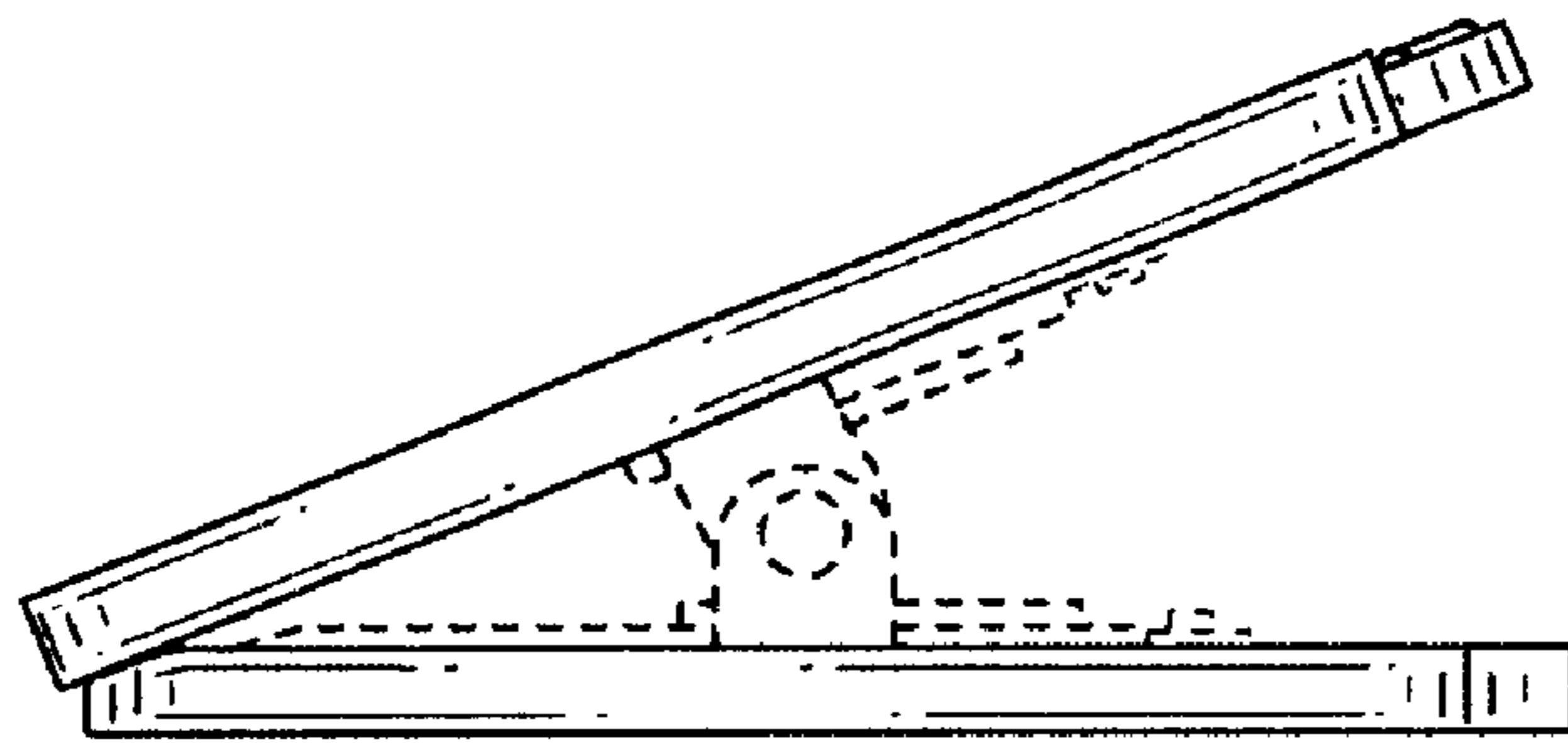


FIG. 6.

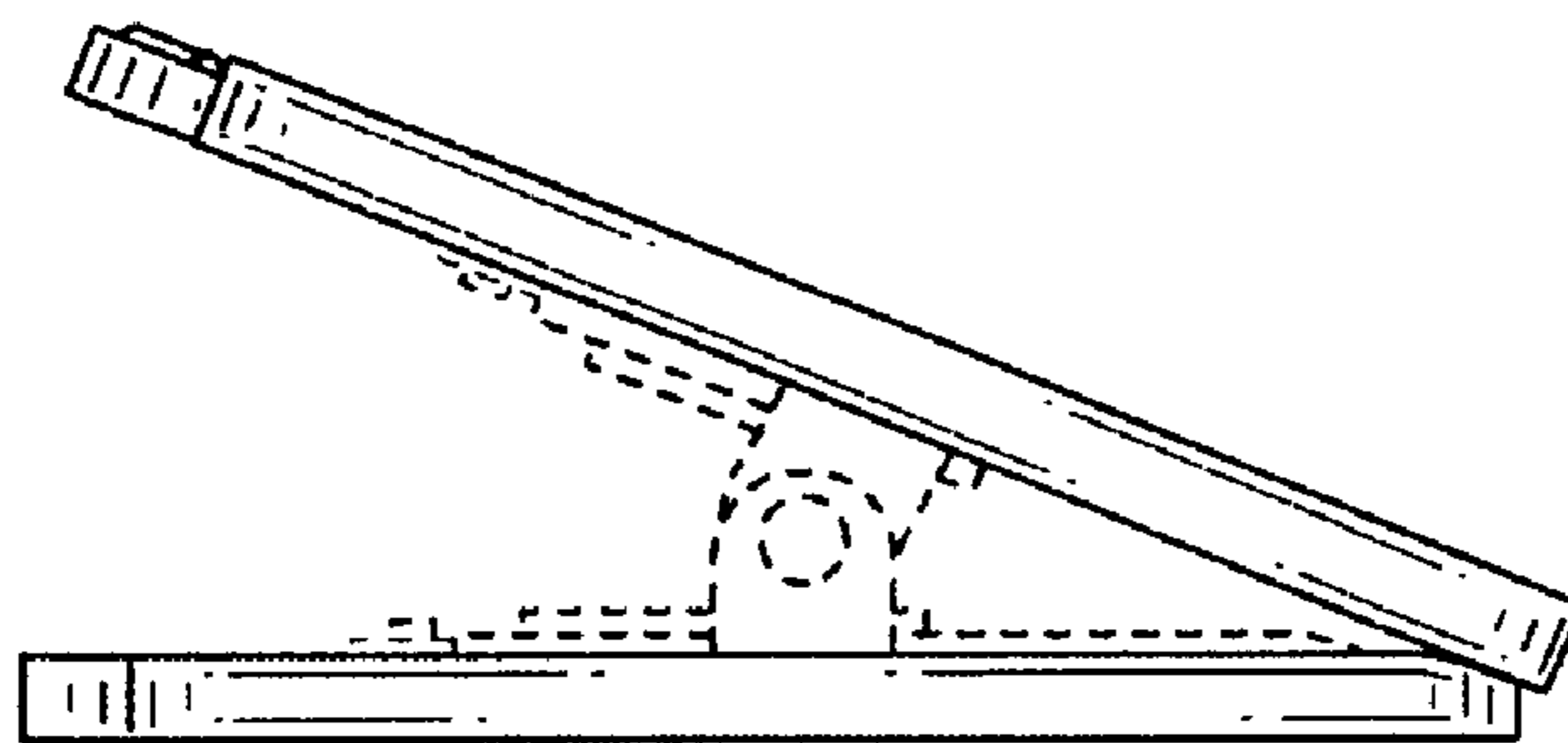


FIG. 7.

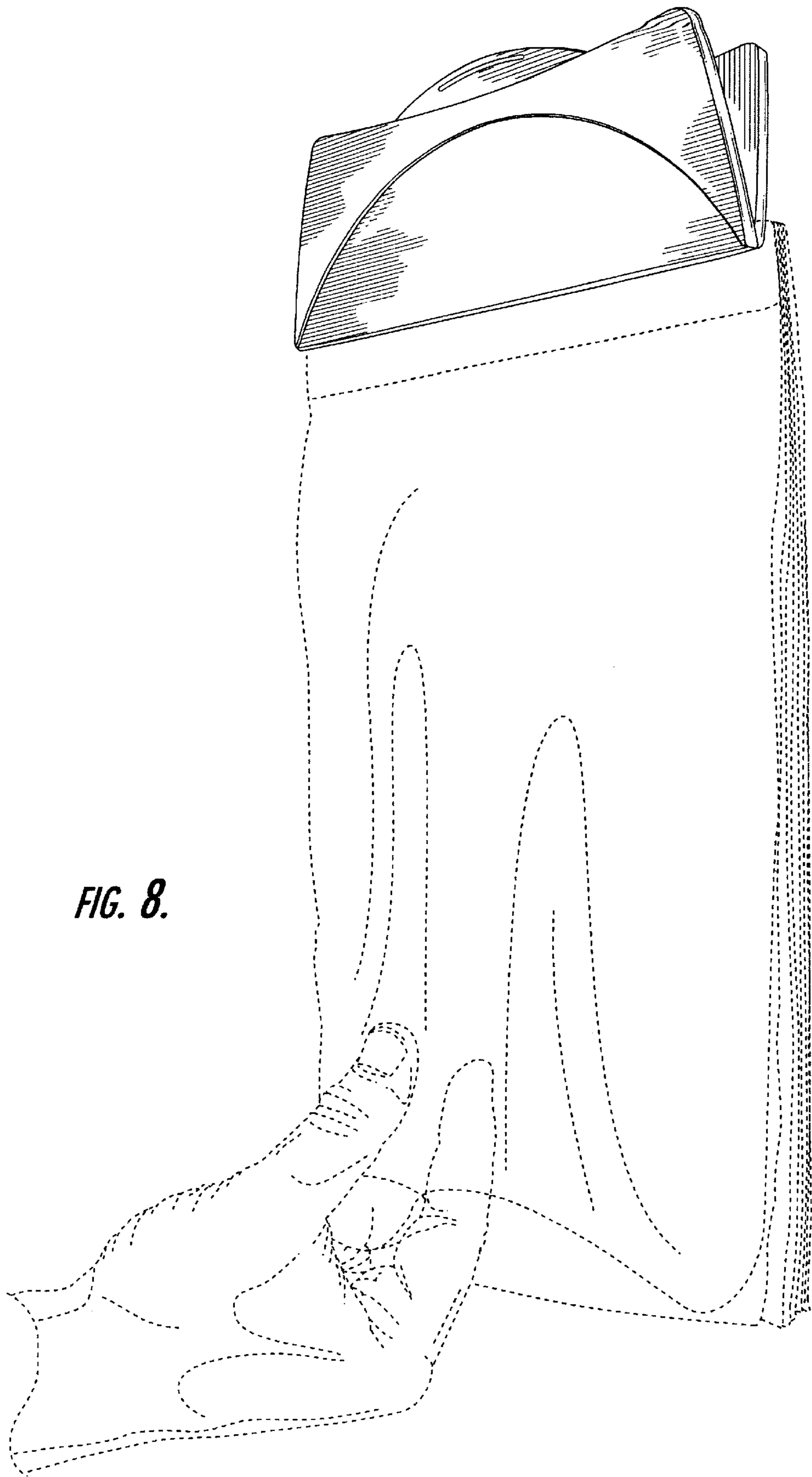


FIG. 8.

UNITED STATES PATENT AND TRADEMARK OFFICE
CERTIFICATE OF CORRECTION

PATENT NO. : Des. 488,057 S
DATED : April 6, 2004
INVENTOR(S) : Rosado

Page 1 of 1

It is certified that error appears in the above-identified patent and that said Letters Patent is hereby corrected as shown below:

Title page,

Insert Item -- [73] Assignee: **Adstracts, Inc.,** Raleigh, NC (US) --.

Signed and Sealed this

Sixth Day of September, 2005

A handwritten signature in black ink on a dotted background. The signature reads "Jon W. Dudas" in a cursive style.

JON W. DUDAS

Director of the United States Patent and Trademark Office