



US00D488054S

(12) **United States Design Patent**
Myers

(10) **Patent No.:** **US D488,054 S**

(45) **Date of Patent:** **** Apr. 6, 2004**

(54) **CABLE ORGANIZER AND HOLDER**

(76) Inventor: **Shane M. Myers**, 2161 Lake Debra Dr.
#1725, Orlando, FL (US) 32835

(**) Term: **14 Years**

(21) Appl. No.: **29/169,560**

(22) Filed: **Oct. 22, 2002**

(51) **LOC (7) Cl.** **08-05**

(52) **U.S. Cl.** **D8/356**

(58) **Field of Search** D8/349, 354, 355,
D8/356, 373, 380, 394; D6/467, 552; D13/154,
155; 174/72 A, 95, 97, 99 R; 211/26, 70.8;
248/49, 65, 68.1, 74.2; 361/826, 829; 385/135

(56) **References Cited**

U.S. PATENT DOCUMENTS

2,397,291 A	3/1946	Robertson	
D190,429 S	* 5/1961	Hoagland	D6/552
D206,876 S	* 2/1967	Emley et al.	D8/354
3,890,459 A	* 6/1975	Caveney	248/49
4,114,241 A	9/1978	Bisping	
D256,303 S	* 8/1980	Rieman	D6/552
4,244,544 A	1/1981	Kornat	
D303,192 S	* 9/1989	Bogar, III	D6/552
4,971,271 A	11/1990	Sularz	
5,209,441 A	5/1993	Satoh	
5,316,246 A	* 5/1994	Scott et al.	248/68.1

5,566,269 A	* 10/1996	Eberle, Jr. et al.	385/135
D378,408 S	* 3/1997	Pyeatt et al.	D8/356
5,607,126 A	3/1997	Cordola et al.	
5,615,850 A	4/1997	Cloninger	
5,954,301 A	9/1999	Joseph et al.	
6,206,330 B1	3/2001	Oi et al.	
6,227,502 B1	5/2001	Derman	
6,241,198 B1	6/2001	Maruyama	
6,285,565 B1	* 9/2001	Aberg et al.	361/826
6,360,051 B1	* 3/2002	Daoud	385/135

* cited by examiner

Primary Examiner—Doris V. Coles

Assistant Examiner—Elizabeth A. Albert

(74) *Attorney, Agent, or Firm*—William M. Hobby, III

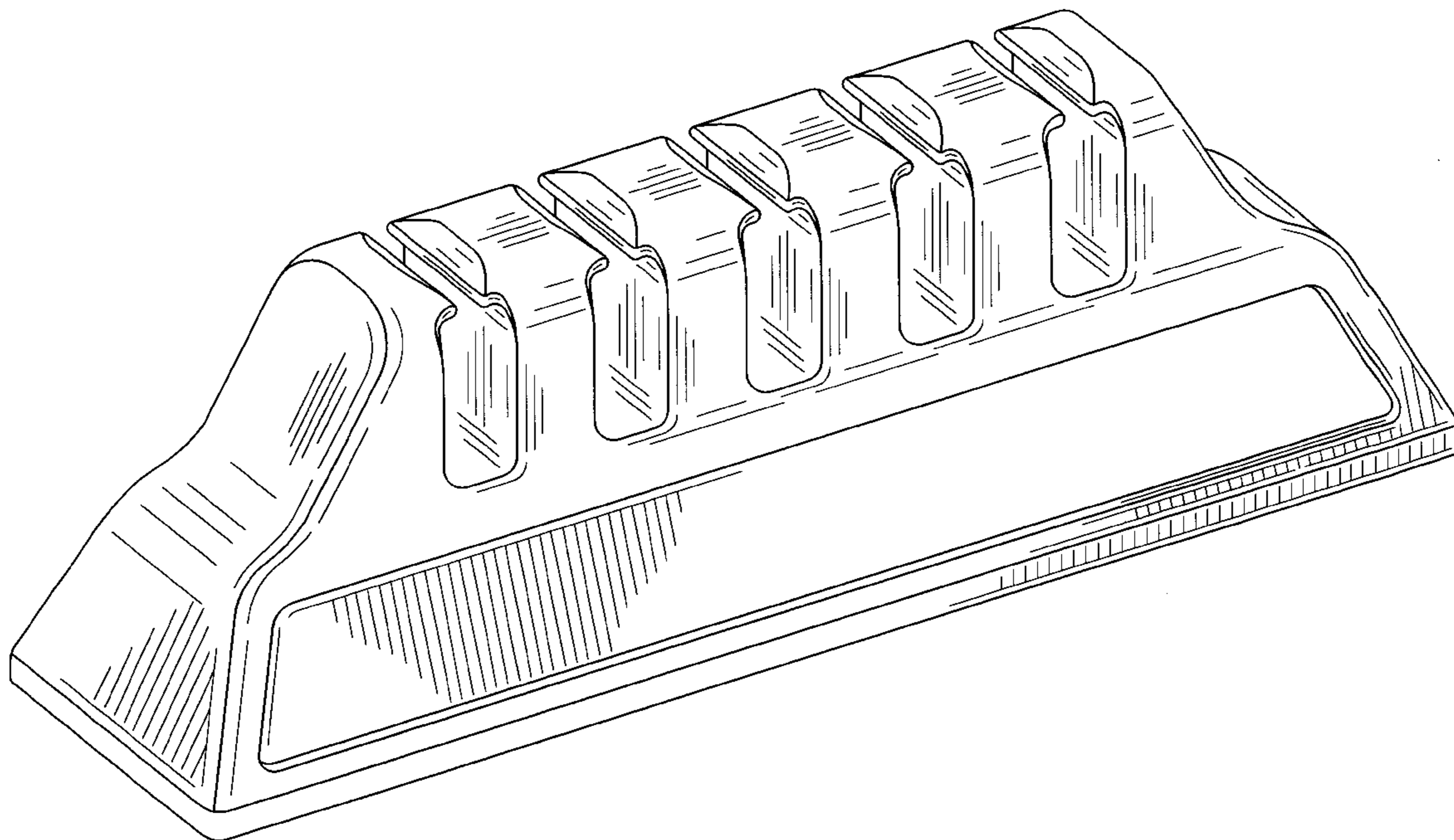
(57) **CLAIM**

The ornamental design for a cable organizer and holder, as shown and described.

DESCRIPTION

FIG. 1 is a top front perspective view of my new cable organizer and holder;
FIG. 2 is a bottom rear perspective view;
FIG. 3 is a rear elevation;
FIG. 4 is a right end elevation;
FIG. 5 is a top plan view; and,
FIG. 6 is a bottom plan view.

1 Claim, 4 Drawing Sheets



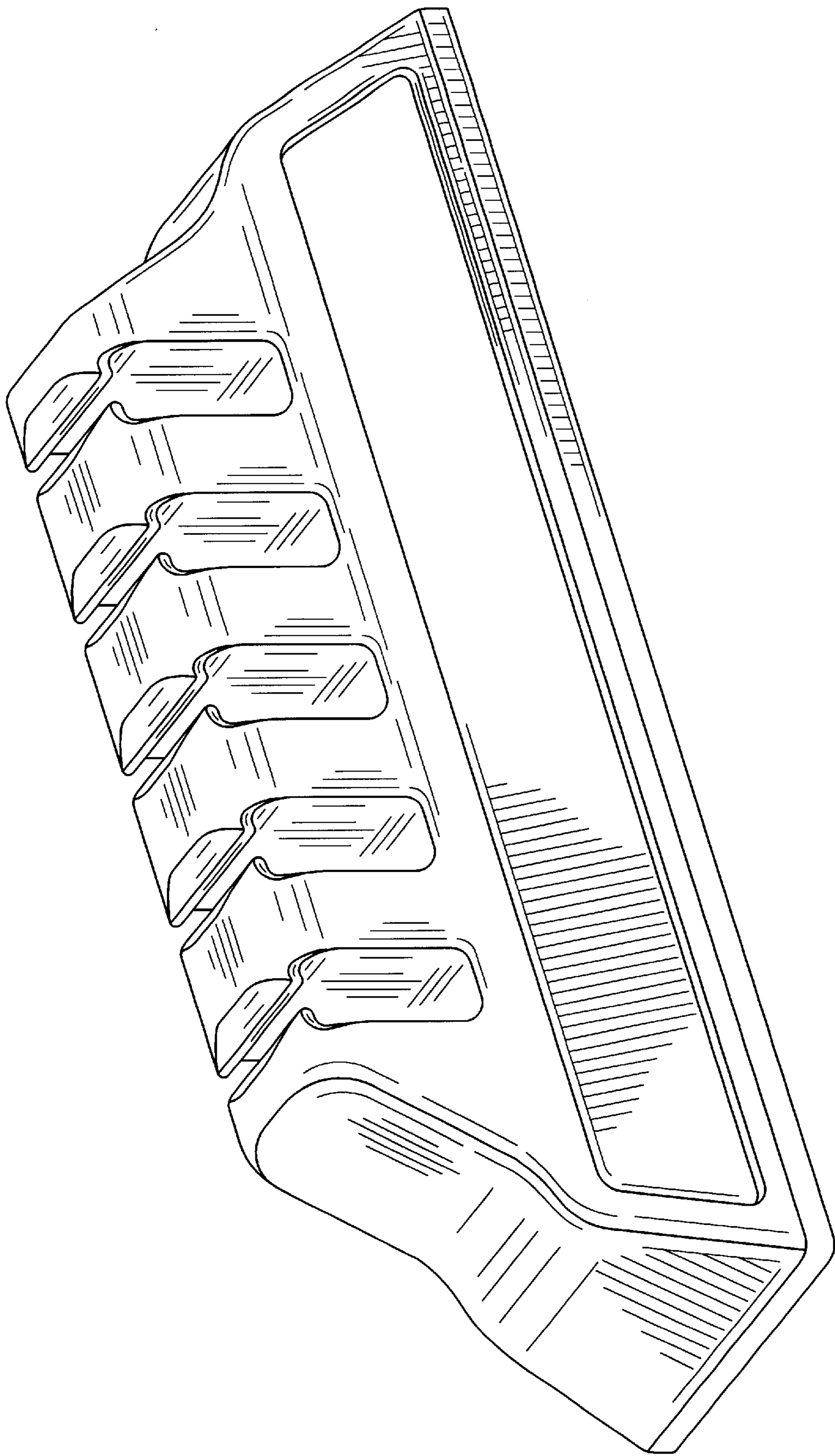


FIG. 1

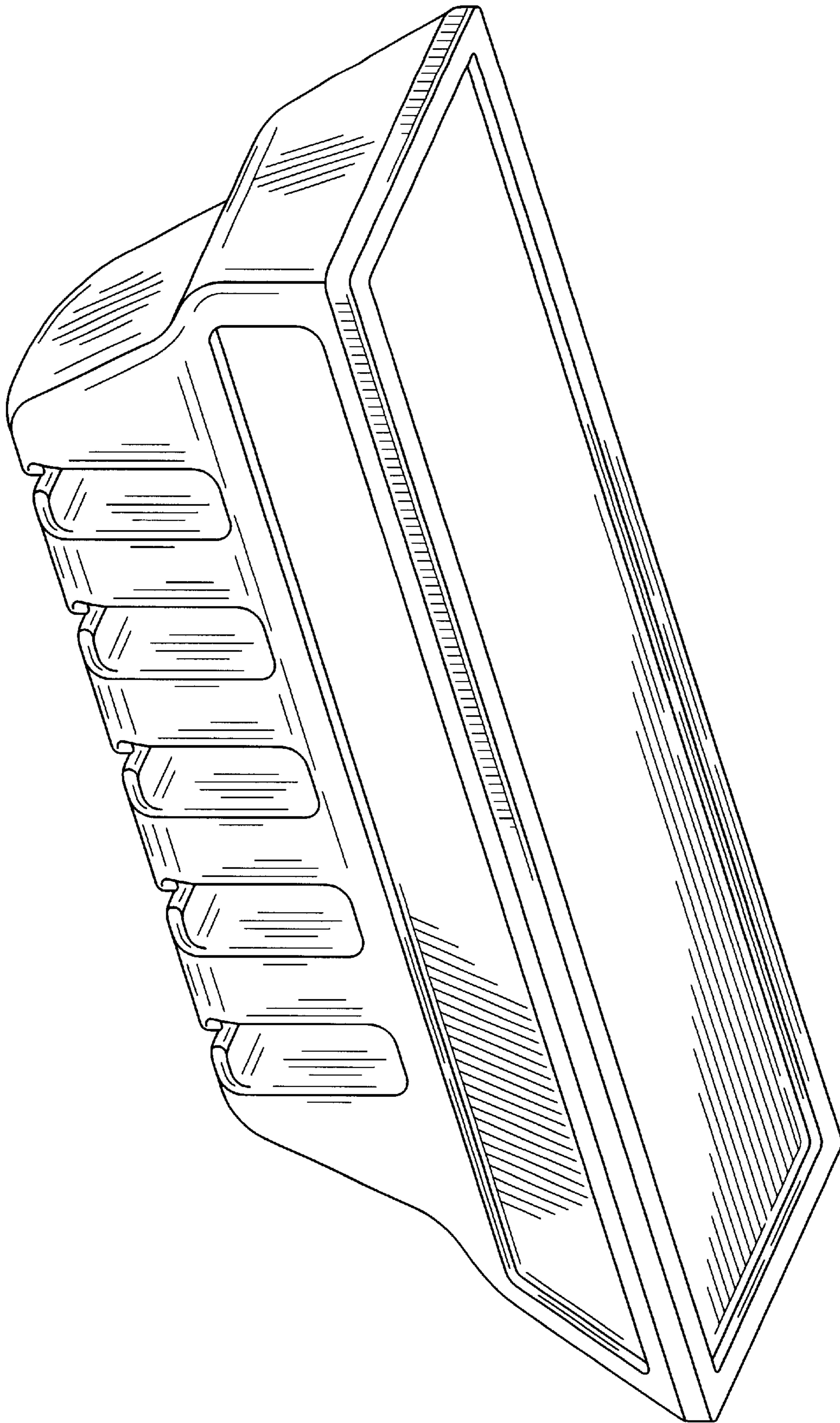


FIG. 2

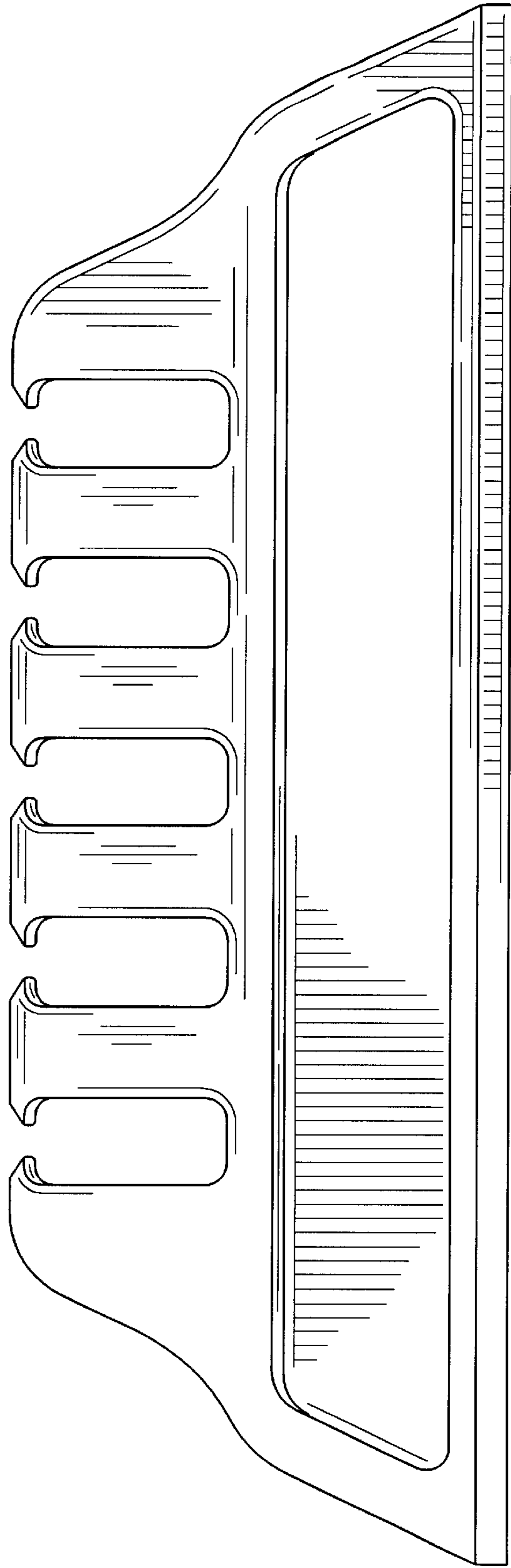


FIG. 3




FIG. 4

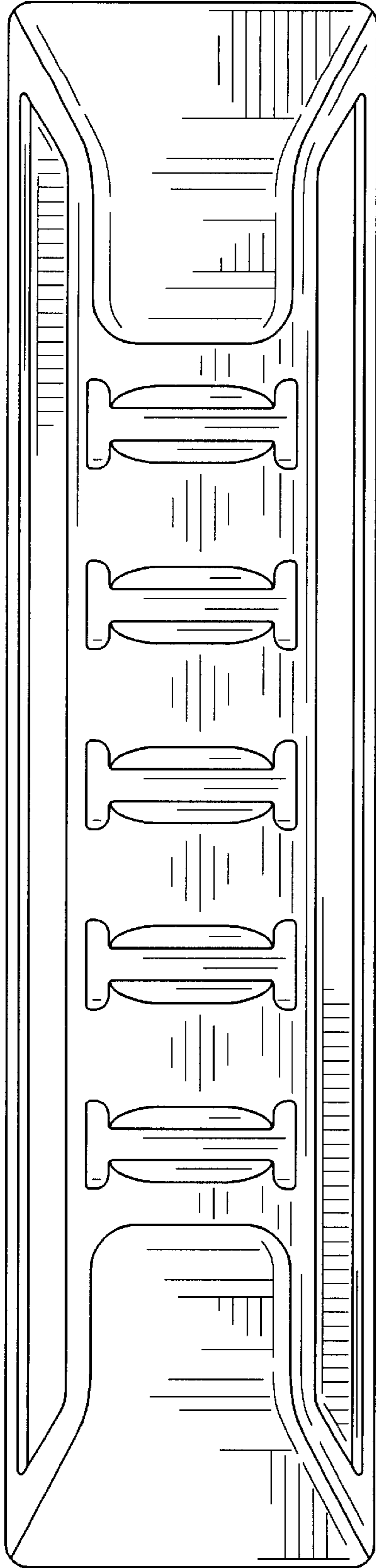


FIG. 5

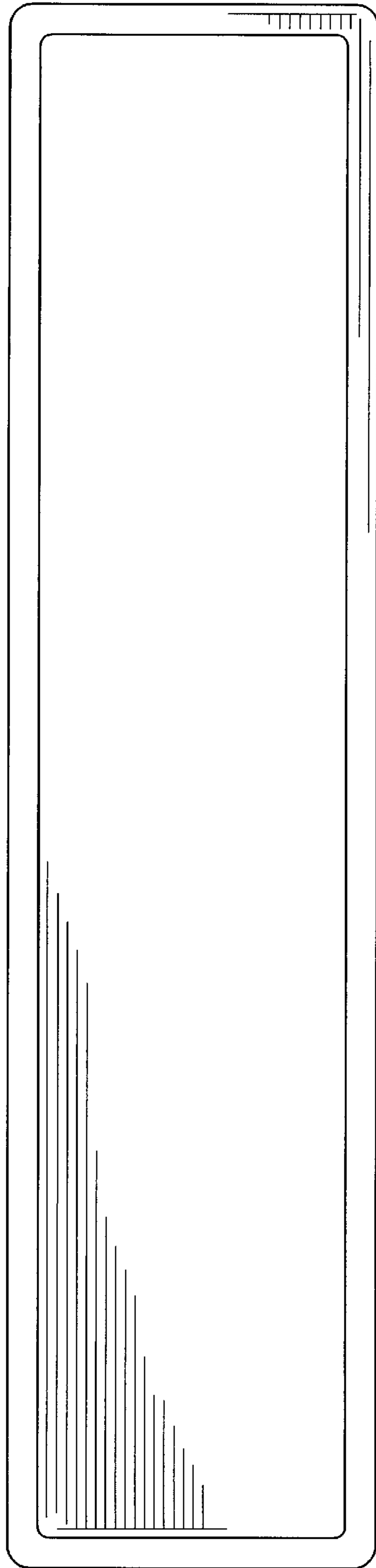


FIG. 6