



US00D488048S

(12) **United States Design Patent**  
**Wasson et al.**

(10) **Patent No.:** **US D488,048 S**

(45) **Date of Patent:** **\*\* Apr. 6, 2004**

(54) **LOCK BOX**

(76) Inventors: **John E. Wasson**, 187 Bert St., Delta,  
CO (US) 81416; **Ninnian M. Wasson**,  
187 Bert St., Delta, CO (US) 81416

(\*\*) Term: **14 Years**

(21) Appl. No.: **29/177,719**

(22) Filed: **Mar. 17, 2003**

(51) **LOC (7) Cl.** ..... **08-07**

(52) **U.S. Cl.** ..... **D8/333**

(58) **Field of Search** ..... D8/330, 333, 334,  
D8/336, 339, 343, 306, 301; 70/20-24,  
31, 51, 52, 54, 55, 56

(56) **References Cited**

**U.S. PATENT DOCUMENTS**

4,286,445 A \* 9/1981 Sills ..... 70/55  
D301,682 S \* 6/1989 Gardenswartz ..... D8/333

5,046,339 A \* 9/1991 Krell ..... 70/55  
D391,833 S \* 3/1998 Wasson et al. .... D8/333  
5,761,935 A \* 6/1998 Adelmeyer ..... 70/55  
D417,604 S \* 12/1999 Wasson et al. .... D8/333  
D472,129 S \* 3/2003 Hill et al. .... D8/333  
6,526,786 B1 \* 3/2003 Kayoda ..... 70/55

\* cited by examiner

*Primary Examiner*—Prabhakar Deshmukh

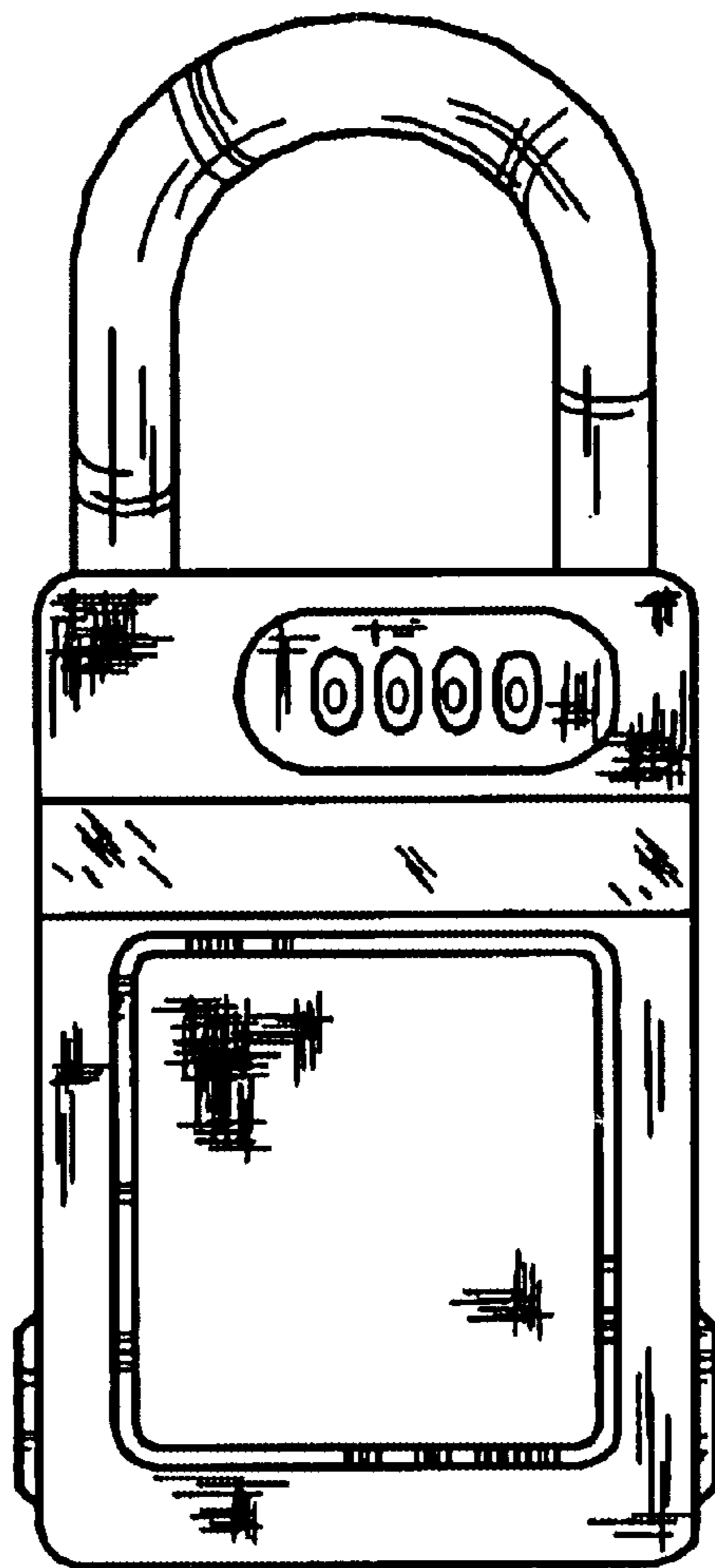
(57) **CLAIM**

The ornamental design for lock box, as shown and described.

**DESCRIPTION**

FIG. 1 depicts a top view of the lock box;  
FIG. 2 depicts a back view of the lock box;  
FIG. 3 depicts a front view of the lock box with the door closed; and,  
FIG. 4 is a side view of the lock box with the door open.

**1 Claim, 2 Drawing Sheets**



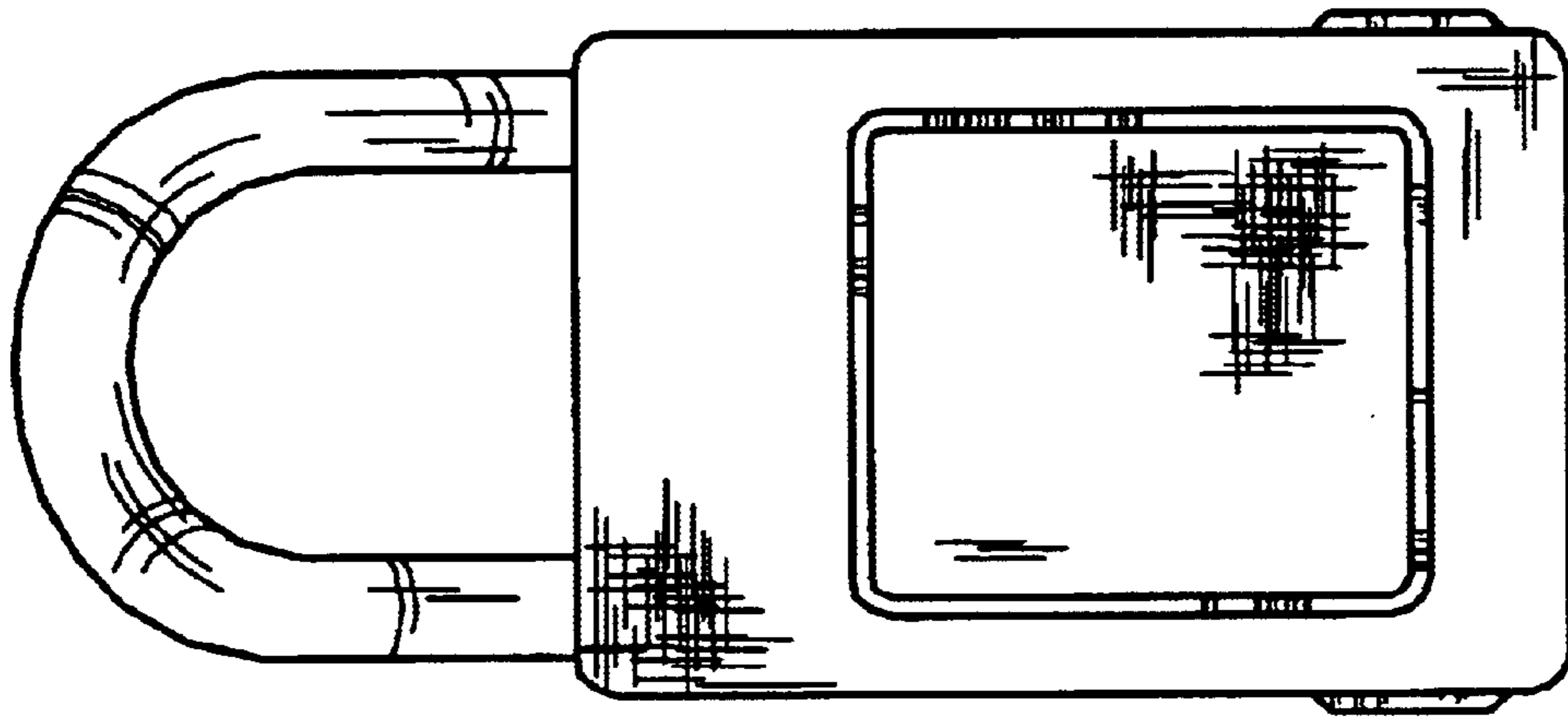


FIG. 2




FIG. 1

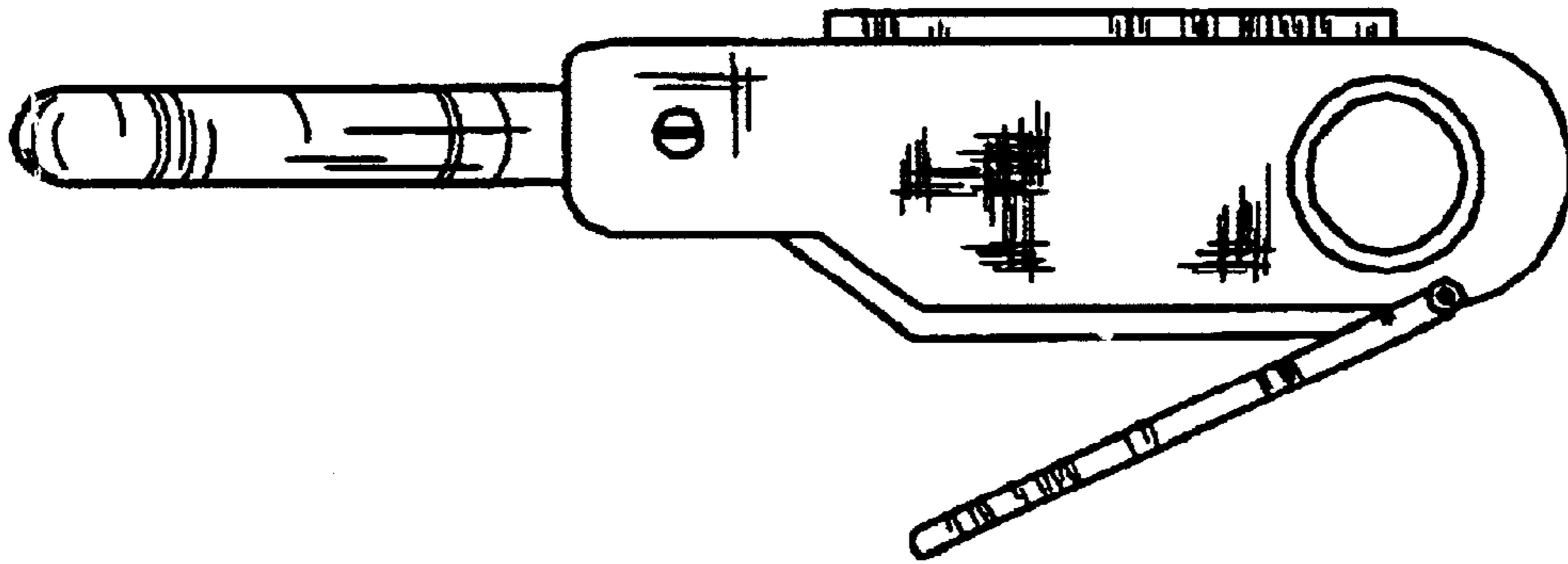


FIG. 4

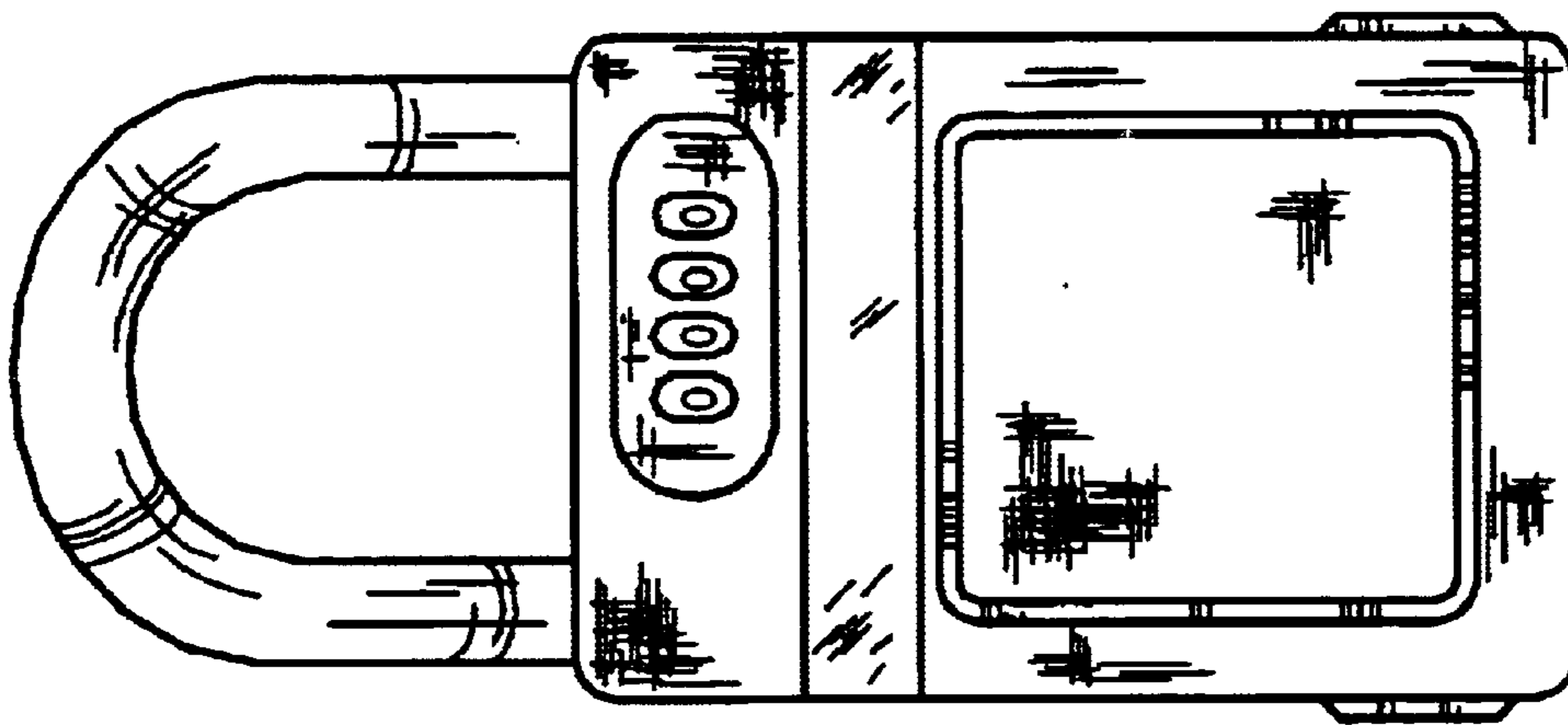


FIG. 3