



US00D488033S

(12) **United States Design Patent**
Overthun et al.

(10) **Patent No.:** **US D488,033 S**

(45) **Date of Patent:** **** Apr. 6, 2004**

(54) **ICING SPATULA**

(75) Inventors: **Thomas Overthun**, San Francisco, CA (US); **Dana R. Nicholson**, San Francisco, CA (US); **James R. Yurchenco**, Palo Alto, CA (US); **Annetta M. Papadopoulos**, Palo Alto, CA (US)

(73) Assignee: **Zyliss USA Corp.**, Foothill Ranch, CA (US)

(**) Term: **14 Years**

(21) Appl. No.: **29/180,421**

(22) Filed: **Apr. 23, 2003**

(51) **LOC (7) Cl.** **07-02**

(52) **U.S. Cl.** **D7/688**

(58) **Field of Search** D7/681-697, 395; D8/107; 16/110.1, 430, 431; 15/143.1, 236.01, 236.07, 245; 294/7, 8, 55; D32/40, 46, 49; 366/129

(56) **References Cited**

U.S. PATENT DOCUMENTS

2,814,870 A * 12/1957 Treiber 294/7

D191,526 S * 10/1961 Marcus D7/688
4,350,445 A * 9/1982 Olsson 366/129
D324,629 S * 3/1992 Bloom et al. 366/129
D363,861 S * 11/1995 Slater D7/688

* cited by examiner

Primary Examiner—Terry A. Wallace
(74) *Attorney, Agent, or Firm*—Snell & Wilmer LLP

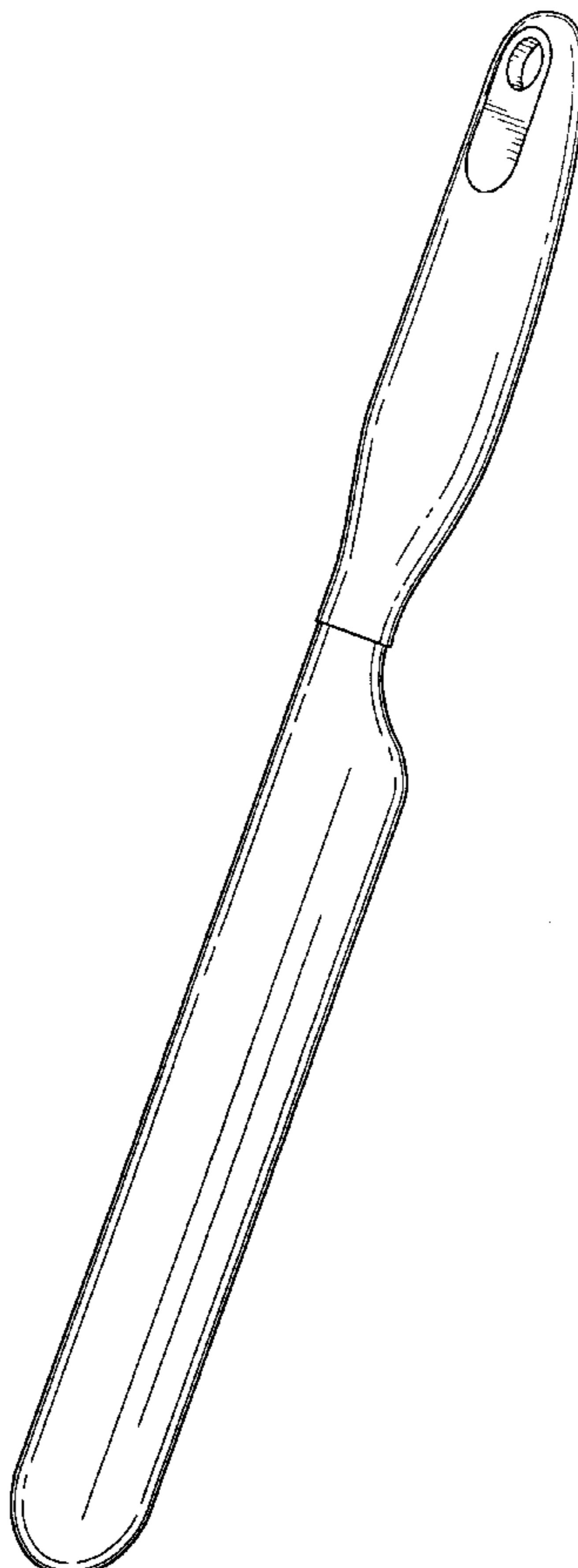
(57) **CLAIM**

The ornamental design for the icing spatula, as shown.

DESCRIPTION

FIG. 1 is a side perspective view of an icing spatula showing an exemplary embodiment of our new design;
FIG. 2 is a top view of the icing spatula of FIG. 1;
FIG. 3 is a bottom side view of the icing spatula of FIG. 1;
FIG. 4 is a left side view of the icing spatula of FIG. 1;
FIG. 5 is a right side view of the icing spatula of FIG. 1;
FIG. 6 is a front view of the icing spatula of FIG. 1; and,
FIG. 7 is a back view of an icing spatula of FIG. 1.

1 Claim, 3 Drawing Sheets



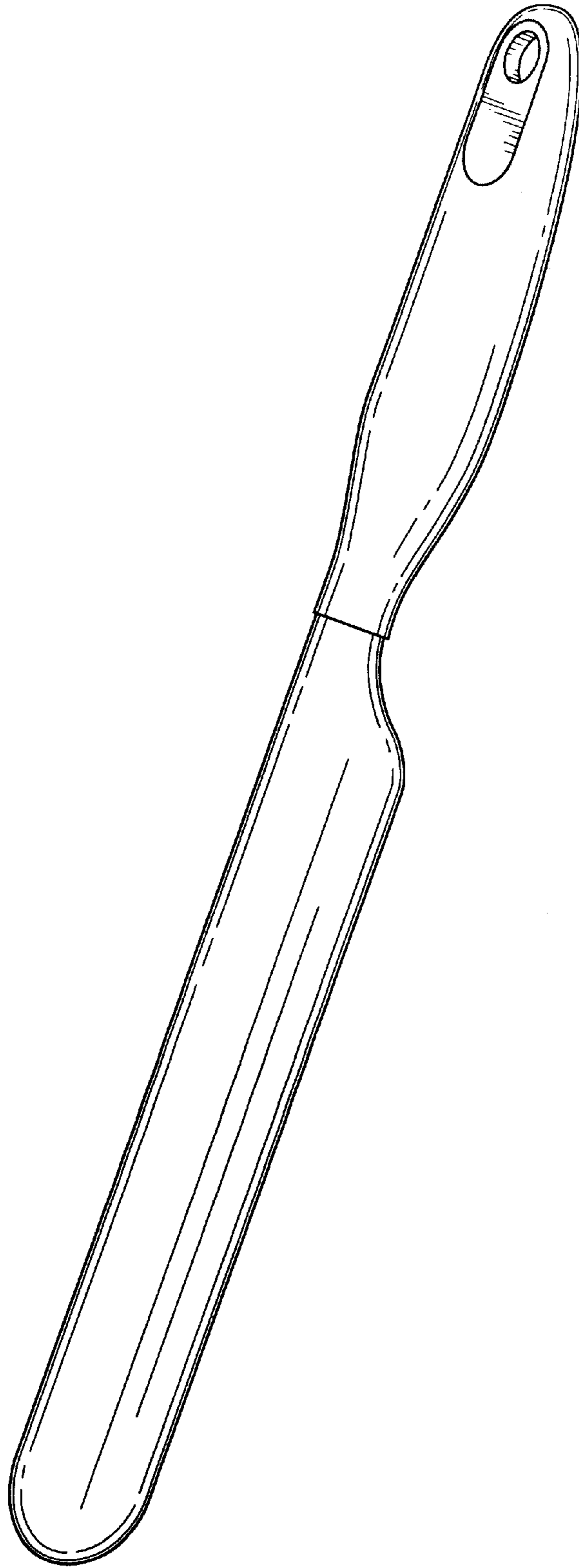


FIG. 1

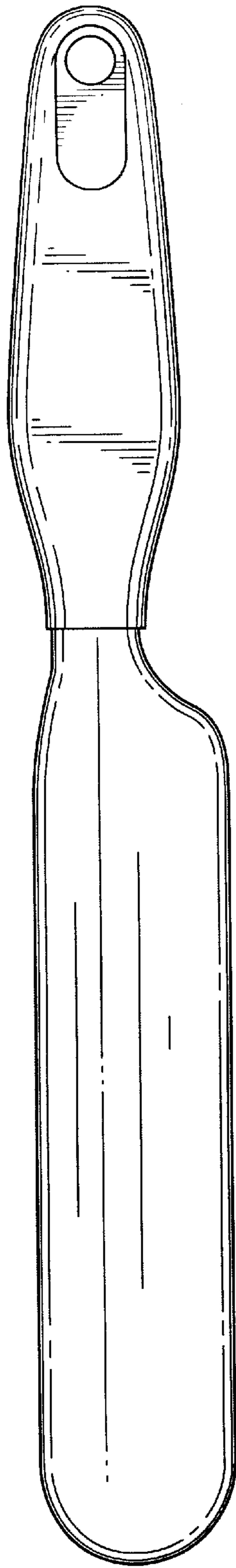


FIG. 2

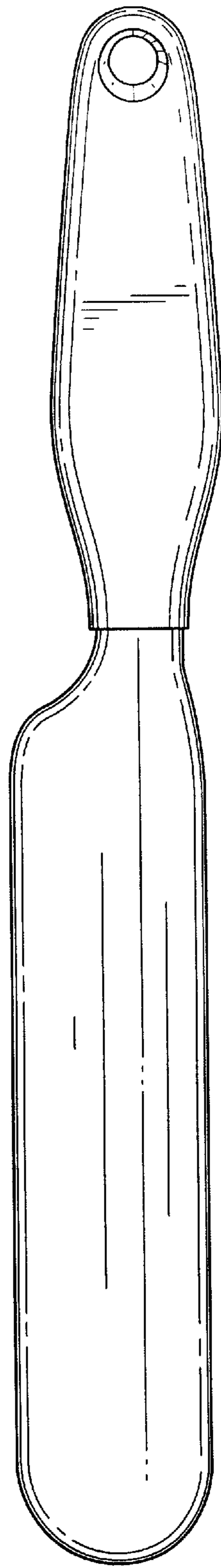


FIG. 3

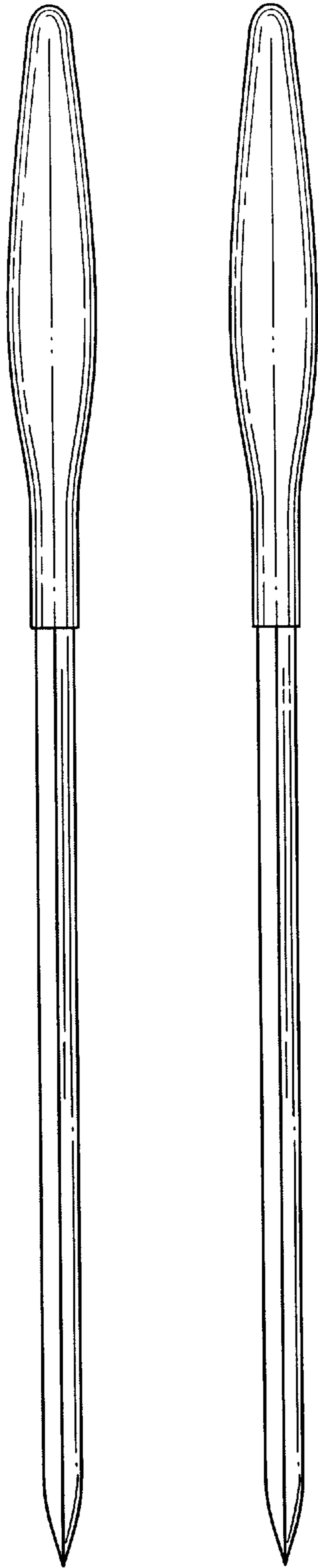


FIG.4 FIG.5

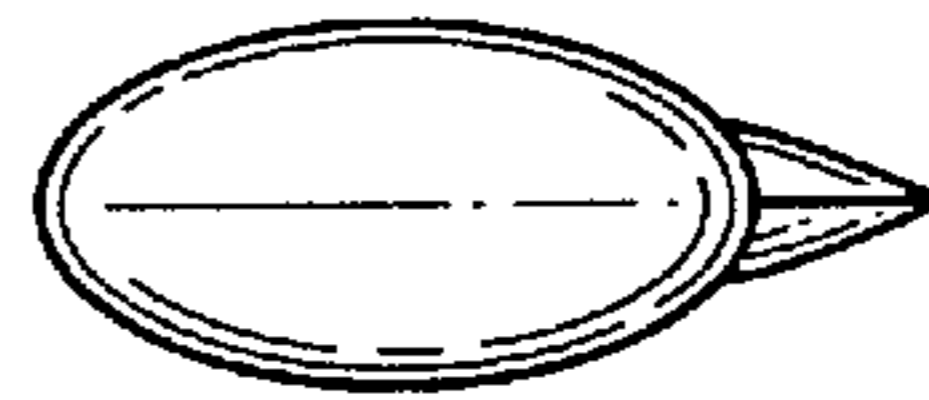


FIG.6



FIG.7