



US00D488028S

(12) **United States Design Patent**
Janky et al.

(10) **Patent No.:** **US D488,028 S**

(45) **Date of Patent:** **** Apr. 6, 2004**

(54) **DEMI TASSE**
(75) Inventors: **Gregory T. Janky**, Sammamish, WA
(US); **Neil Burch**, Seattle, WA (US)
(73) Assignee: **Pacific Market, Inc.**, Seattle, WA (US)
(**) Term: **14 Years**

D406,012 S 2/1999 Indeku
D409,446 S 5/1999 John et al.
D411,713 S 6/1999 Bridges
D418,013 S * 12/1999 Fujii D7/510
D462,579 S * 9/2002 Janky D7/536
D462,876 S * 9/2002 Janky et al. D7/536

(21) Appl. No.: **29/147,667**
(22) Filed: **Aug. 31, 2001**
(51) **LOC (7) Cl.** **07-01**
(52) **U.S. Cl.** **D7/536**
(58) **Field of Search** D7/536, 507, 509,
D7/510, 511, 533; 220/669, 703, 715, 512.16,
592.17, 710.5; 215/227, 387, DIG. 7

OTHER PUBLICATIONS

The Thermos Company, Unbreakable Mugs JMC 250G, magazine, USA.
The Thermos Company, Vacuum Insulated Mug JMJ 180/JMJ 350, magazine, USA.
Highwave Incorporated, Highwave Designs for '95, catalog, USA.
Pacific Market, Inc., (design sold at least as early as 1996).
Pacific Market, Inc., (design sold at least as early as 1996).
Pacific Market, Inc., (design disclosed at least as early as 1997).
Centura By Corning Catalog 1968 (8 oz. tall cup).

(56) **References Cited**

U.S. PATENT DOCUMENTS

D100,850 S 8/1936 Cowan
D100,852 S 8/1936 Cowan
D165,680 S 1/1952 Cowan
D166,014 S 2/1952 Wright
D184,518 S 3/1959 Folley
D184,566 S 3/1959 Holzworth et al.
2,895,636 A 7/1959 Martin
D194,053 S 11/1962 Cornelius
3,224,629 A 12/1965 Cummings
3,313,447 A 4/1967 Spencer
3,363,820 A 1/1968 Schilling
D213,460 S 3/1969 Beckman
D224,623 S 8/1972 Ketcham et al.
D225,792 S 1/1973 Fritsche et al.
3,971,471 A 7/1976 Ludder
D269,147 S 5/1983 Trombly
D288,270 S 2/1987 Winterling
D288,397 S 2/1987 Unger
4,765,465 A 8/1988 Yamada et al.
D319,557 S 9/1991 Unger
D321,113 S 10/1991 Unger

* cited by examiner

Primary Examiner—M. N. Pandozzi
(74) *Attorney, Agent, or Firm*—Seed IP Law Group PLLC


(57) **CLAIM**

The ornamental design for a demi tasse, as shown and described.

DESCRIPTION

FIG. 1 is a top right perspective view of a demi tasse showing our new design.
FIG. 2 is a front elevational view of the design, the rear elevational view being a mirror image thereof.
FIG. 3 is a right side elevational view of the design.
FIG. 4 is a left side elevational view of the design.
FIG. 5 is a top plan view of the design; and,
FIG. 6 is a bottom plan view of the design.

1 Claim, 3 Drawing Sheets






FIG. 1




FIG. 2

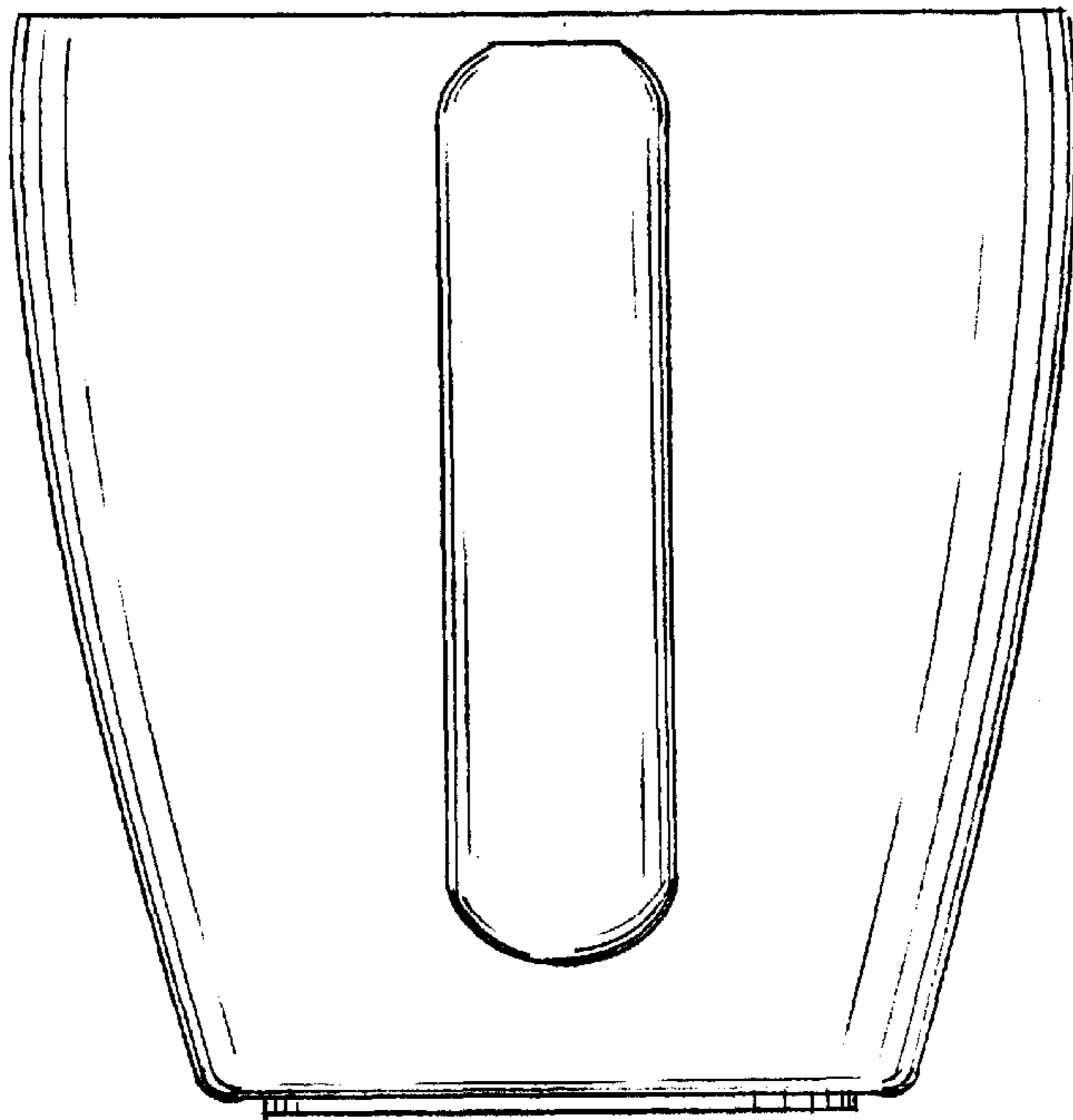


FIG. 3




FIG. 4

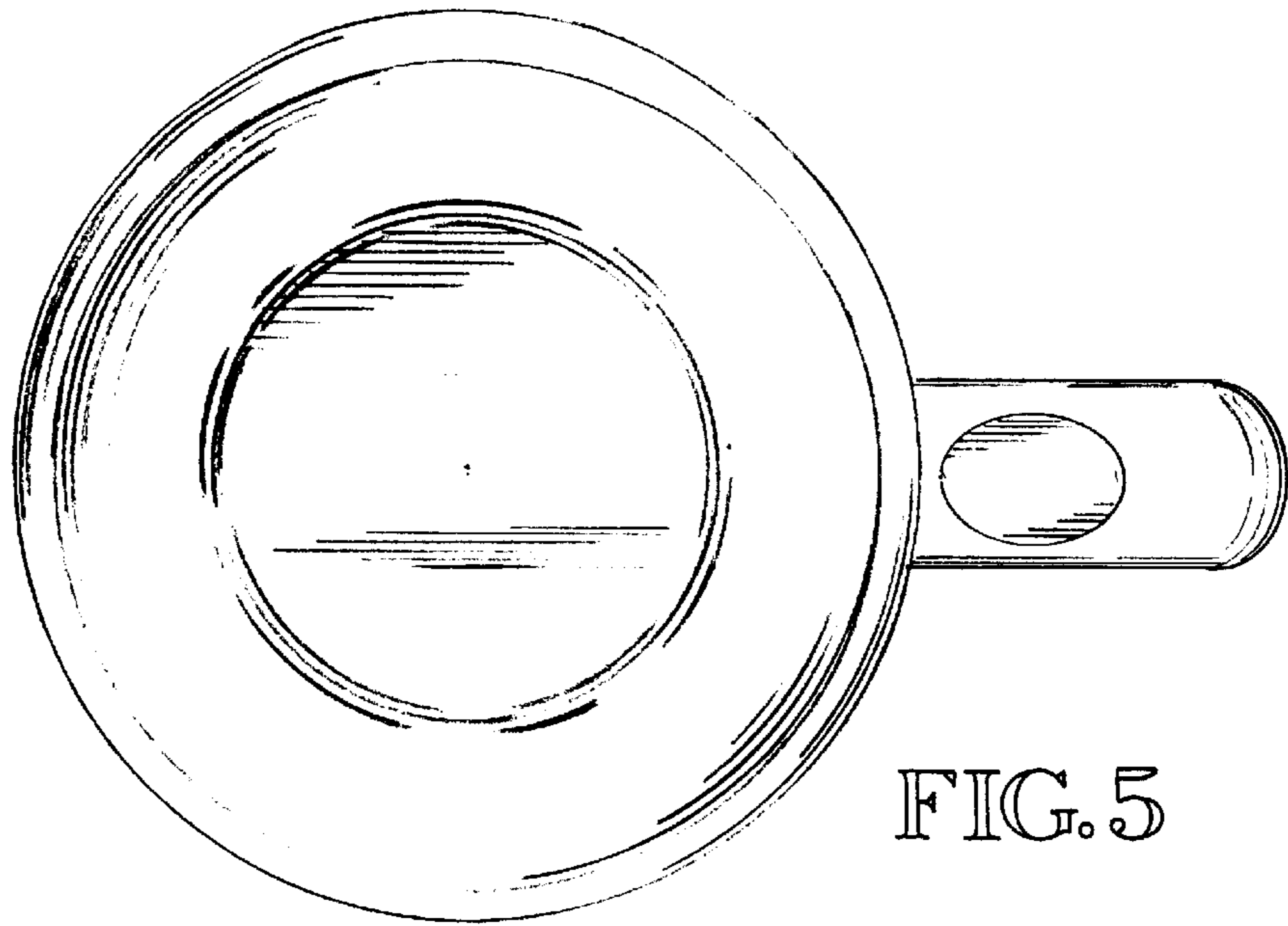


FIG. 5

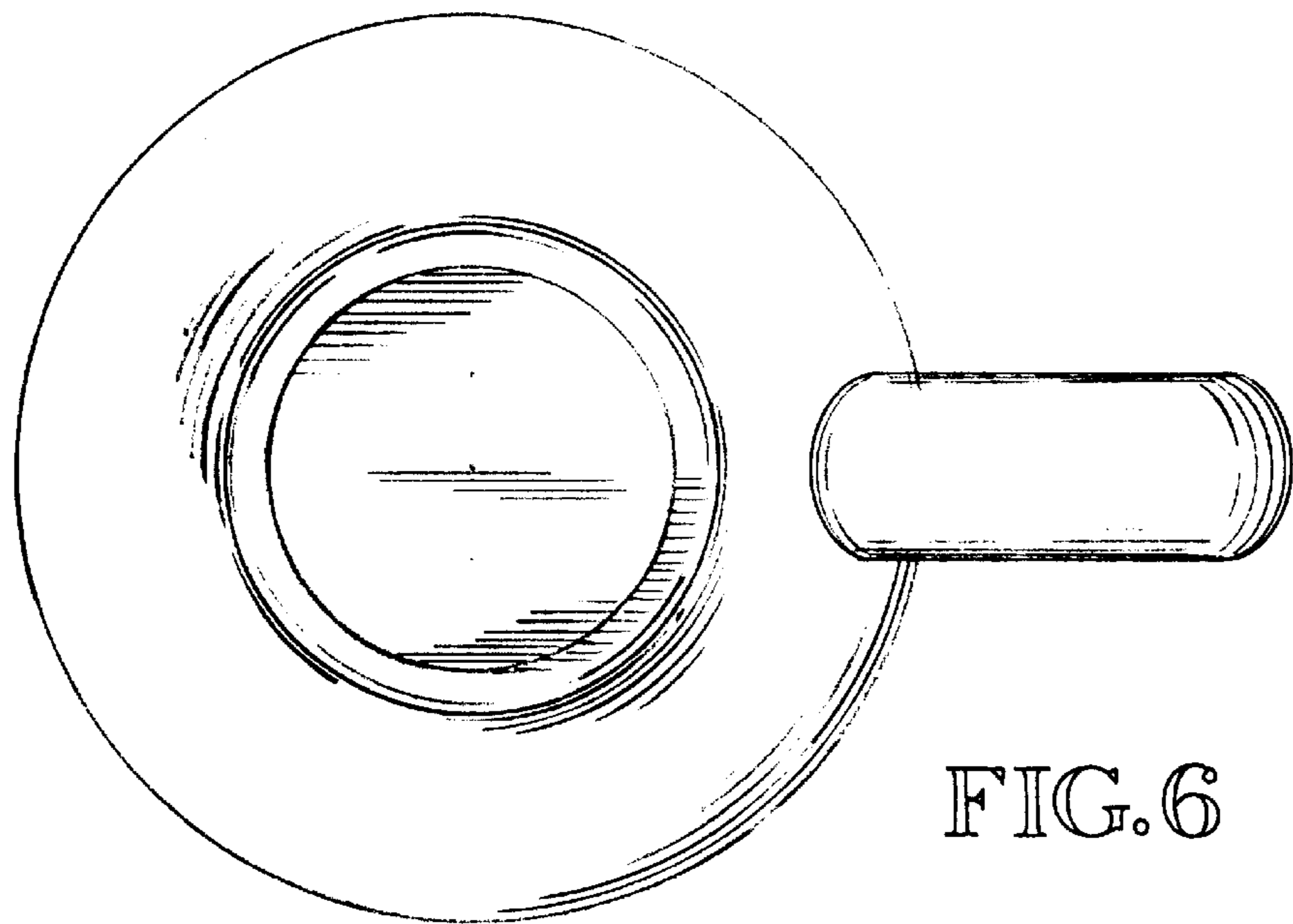


FIG. 6