



US00D488023S

(12) **United States Design Patent**
Siegel et al.

(10) **Patent No.:** **US D488,023 S**

(45) **Date of Patent:** **** Apr. 6, 2004**

(54) **POTBELLIED GRILL**

(75) **Inventors:** **Dan Siegel**, Huntington, NY (US);
Adam Krent, Brooklyn, NY (US)

(73) **Assignee:** **Lifetime Hoan Corporation**, Westbury,
NY (US)

(**) **Term:** **14 Years**

(21) **Appl. No.:** **29/178,833**

(22) **Filed:** **Apr. 1, 2003**

(51) **LOC (7) Cl.** **07-02**

(52) **U.S. Cl.** **D7/337**

(58) **Field of Search** D7/332, 335-337,
D7/402-404, 323, 355; D23/402; D26/9-10,
22; 126/43-44, 9 R, 25 R, 25 A, 25 AA,
41 R, 27, 246, 275 R, 506; 99/446, 467,
482

(56) **References Cited**

U.S. PATENT DOCUMENTS

231,025 A	*	8/1880	Farnam	126/27
D98,885 S		1/1936	Person	
D172,672 S	*	7/1954	Lennox	D7/337
D171,542 S		9/1954	Harrel	
D193,163 S		7/1962	Levi	
3,191,593 A		6/1965	Kruck	
3,288,050 A	*	11/1966	Saiki	99/447
D214,297 S	*	5/1969	Ihde	D7/332
D219,693 S		1/1971	Hahn	
D220,371 S	*	3/1971	Strauss	D7/337
D221,097 S	*	7/1971	Stier	D7/337
3,851,639 A	*	12/1974	Beddoe	126/25 R
3,978,782 A		9/1976	Werling	99/446
4,150,610 A		4/1979	Ferrara	

4,351,314 A		9/1982	Morton	
4,526,158 A		7/1985	Lee	
4,748,967 A		6/1988	Smith	126/59
5,143,046 A		9/1992	Koziol	
5,257,616 A		11/1993	Koziol	
5,711,210 A		1/1998	Kaufman	99/340
D390,935 S	*	2/1998	Bosje et al.	D23/332
6,035,768 A		3/2000	Kaufman	
6,138,661 A	*	10/2000	Cooper	126/25 R
D435,191 S		12/2000	Cooper	
D463,196 S	*	9/2002	Hsu	D7/332
6,470,875 B2		10/2002	Liu	
D473,414 S	*	4/2003	Neal et al.	D7/332
2002/0033172 A1		3/2002	Ruiz	

* cited by examiner

Primary Examiner—Ruth McInroy

(74) *Attorney, Agent, or Firm*—Goodman & Teitelbaum,
Esqs.


(57) **CLAIM**

We claim the ornamental design for a potbellied grill, as shown and described.

DESCRIPTION

FIG. 1 is a front elevational view of a potbellied grill showing our new design;
FIG. 2 is a top plan view thereof;
FIG. 3 is a top plan view thereof, showing a grate in dashed outline, which is normally supported by the grill but which does not form a part of the claimed design;
FIG. 4 is a side elevational view thereof, the opposite side being a mirror image thereof;
FIG. 5 is a rear elevational view thereof; and,
FIG. 6 is a bottom plan view thereof.

1 Claim, 2 Drawing Sheets



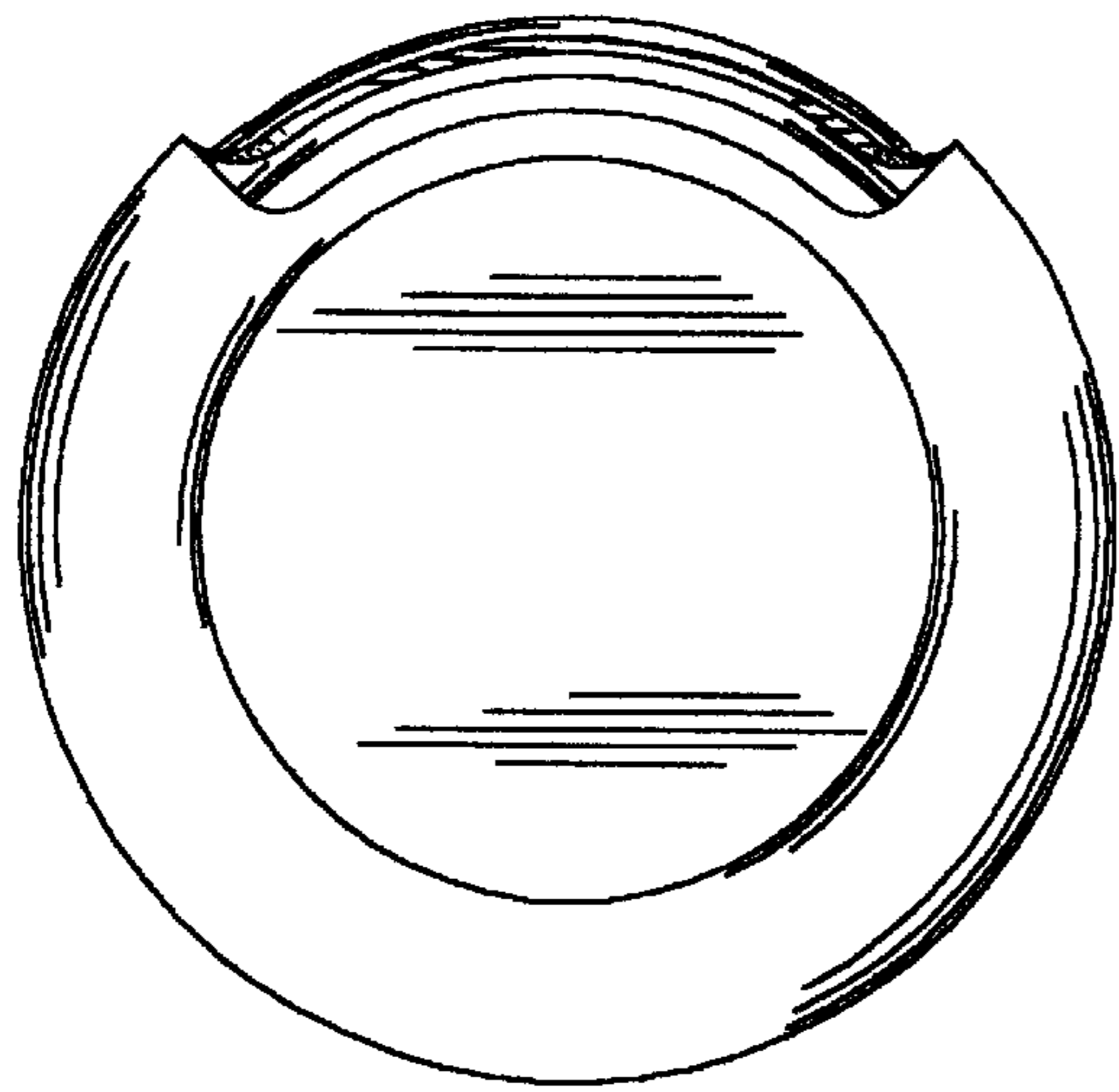


FIG. 6

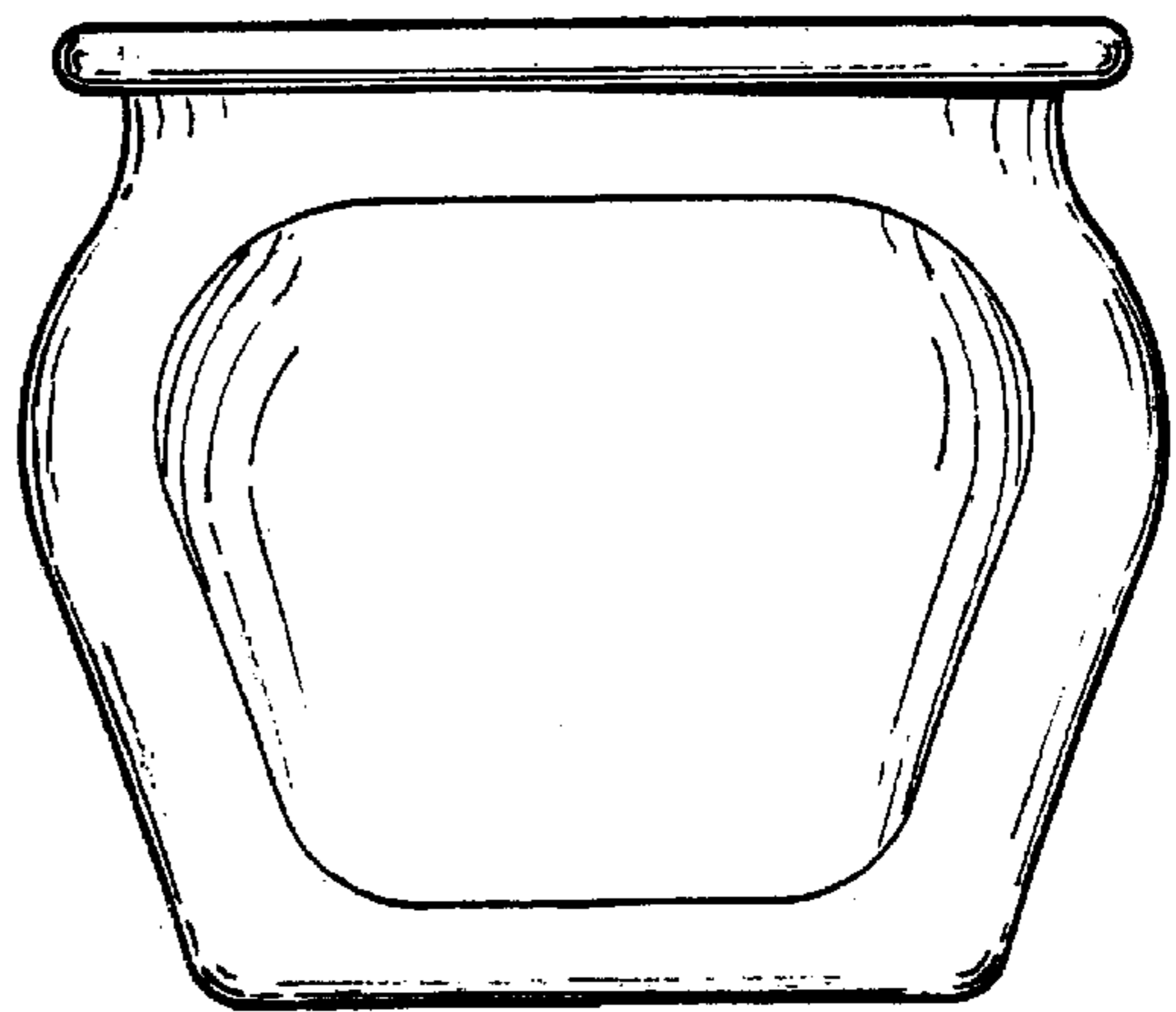


FIG. 1

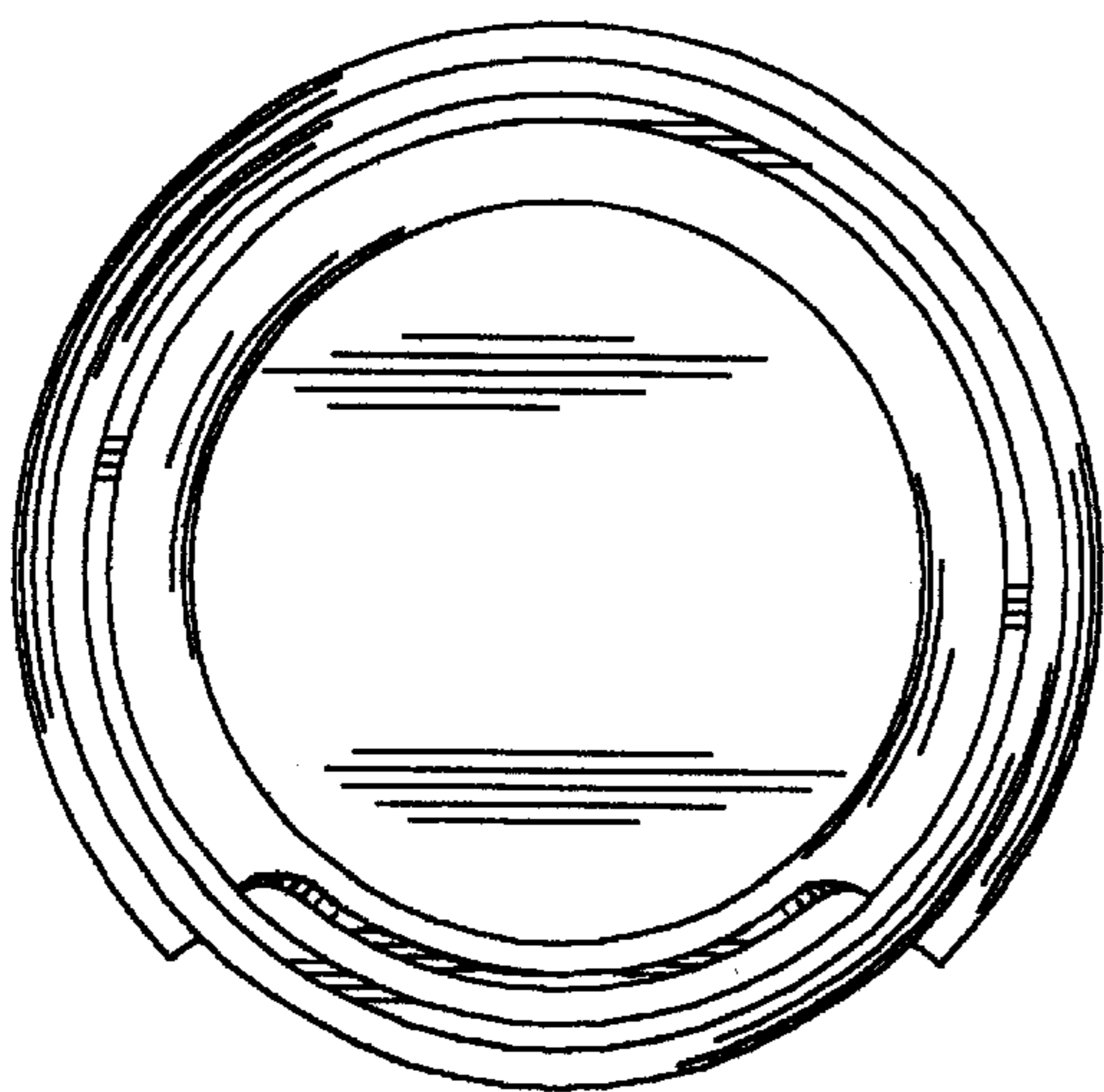


FIG. 2




FIG. 5

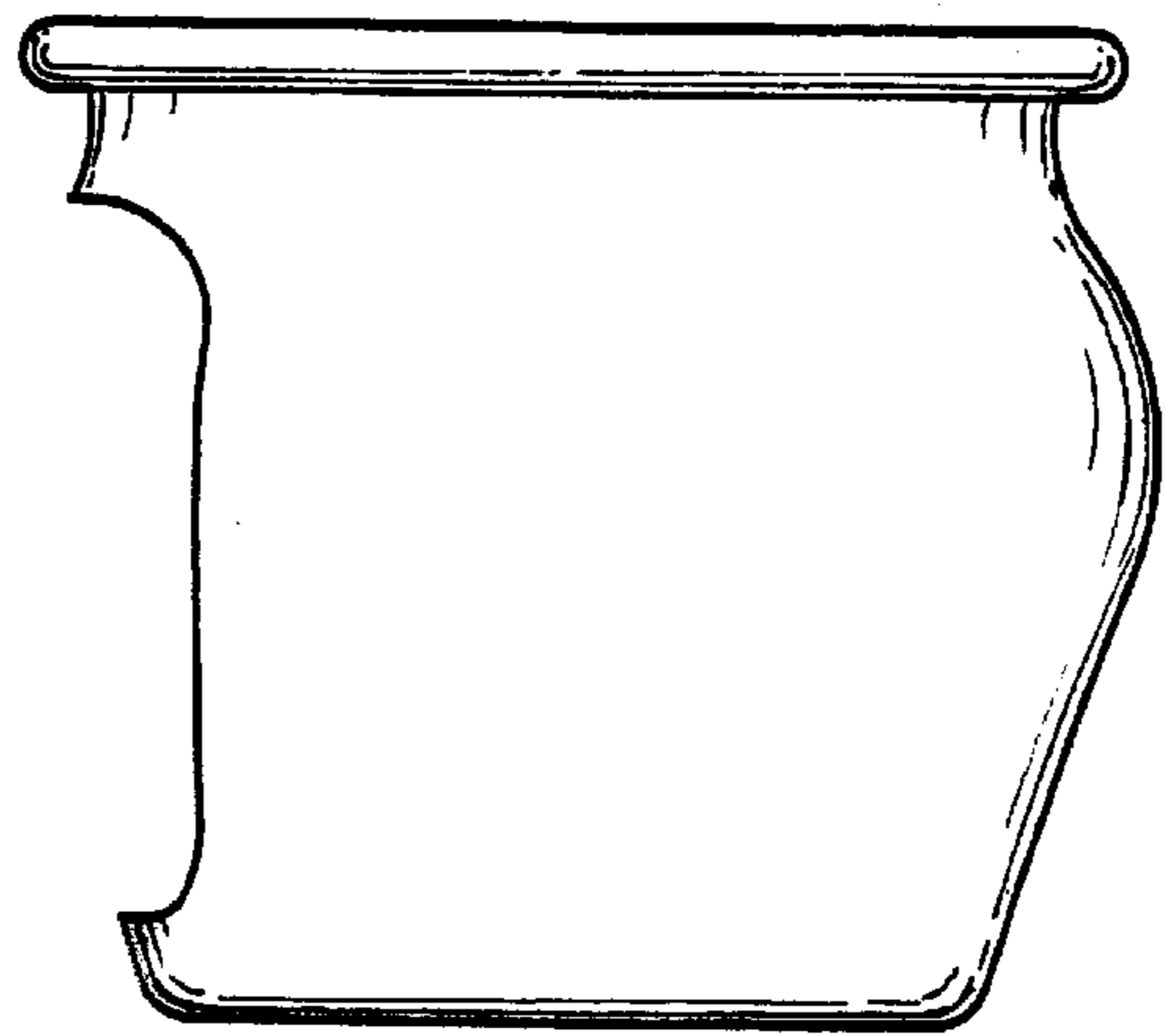


FIG. 4

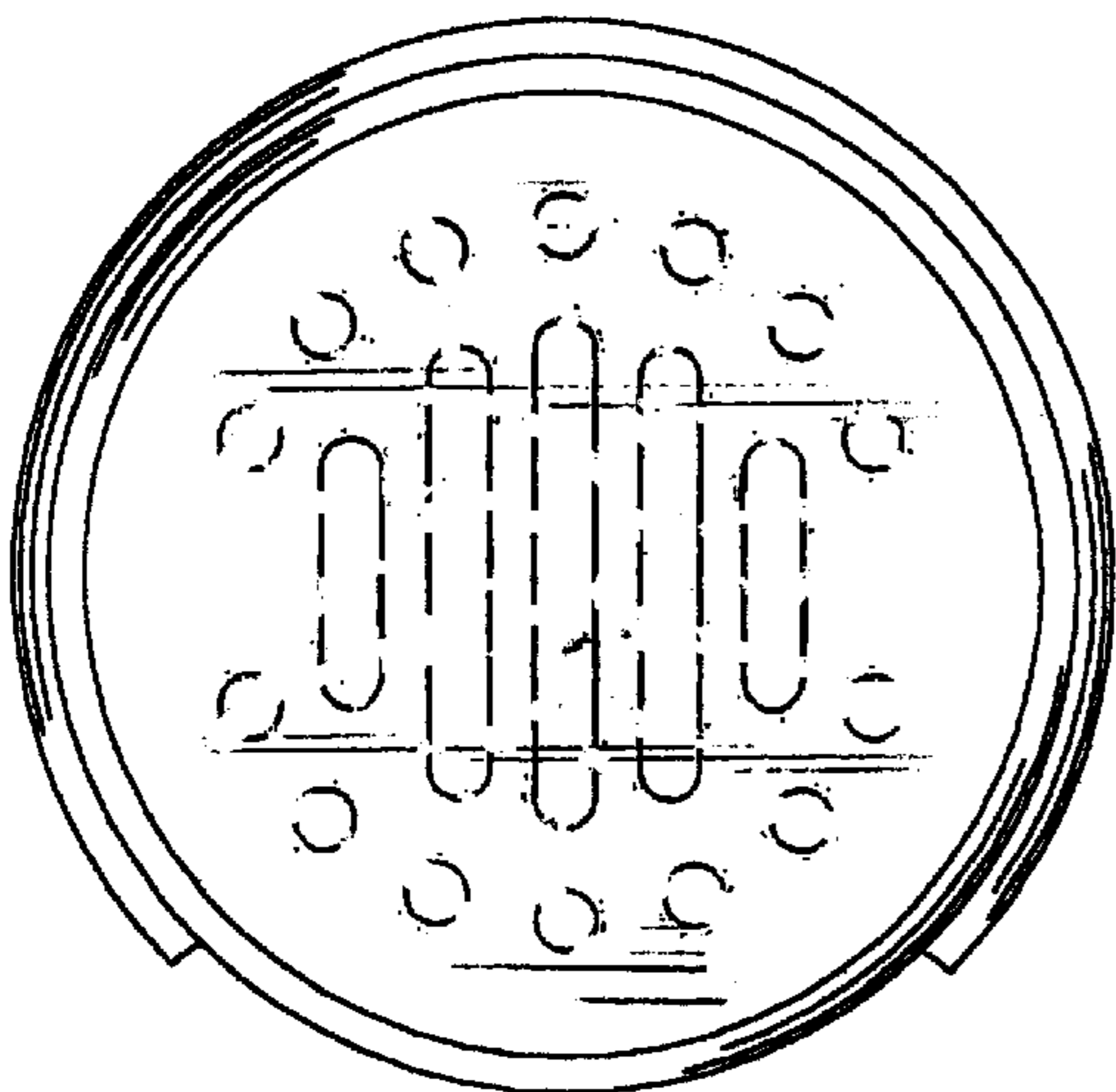


FIG. 3