



US00D488015S

(12) **United States Design Patent**  
**Brandon**

(10) **Patent No.:** **US D488,015 S**

(45) **Date of Patent:** **\*\* Apr. 6, 2004**

(54) **CABINET PANEL**

(75) Inventor: **John Brandon**, Attaica, NY (US)

(73) Assignee: **Rutt Handcrafted Cabinetry, LLC**,  
Goodville, PA (US)

(\*\*) Term: **14 Years**

(21) Appl. No.: **29/158,610**

(22) Filed: **Apr. 5, 2002**

(51) **LOC (7) Cl.** ..... **06-06**

(52) **U.S. Cl.** ..... **D6/510; D6/494**

(58) **Field of Search** ..... D6/432-448, 492,  
D6/494, 509, 510, 559-561; 312/107, 198,  
204, 257.1, 278, 279

(56) **References Cited**

**U.S. PATENT DOCUMENTS**

D232,894 S	*	9/1974	Dillen	.....	D6/494
D304,983 S	*	12/1989	Palka	.....	D6/492
D323,563 S	*	1/1992	Picasso	.....	D25/138
D338,718 S	*	8/1993	Izzo	.....	D6/494 X
D375,424 S	*	11/1996	Burwick	.....	D6/492
D408,169 S	*	4/1999	Welborn, Jr.	.....	D6/445
D411,060 S	*	6/1999	Horn	.....	D6/445
D412,072 S	*	7/1999	Horn	.....	D6/437

D416,720 S	*	11/1999	Draheim et al.	.....	D6/510
D418,334 S	*	1/2000	Brandon	.....	D6/492
D467,756 S	*	12/2002	Mattick	.....	D6/446

\* cited by examiner

*Primary Examiner*—Cathron C. Brooks

(74) *Attorney, Agent, or Firm*—Coats & Bennett, PLLC


(57) **CLAIM**

The ornamental design for a cabinet panel, as shown and described.

**DESCRIPTION**

FIG. 1 is a front elevational view of the cabinet panel. FIG. 2 is a rear elevational view of the cabinet panel of FIG. 1 and forms no part of the claimed design; and, FIG. 3 is a sectional view of the cabinet panel of FIG. 1. The upper, lower, and side edges of the cabinet panel shown in broken lines in FIGS. 1-3 form no part of the claimed design. The broken line showing of hardware forms no part of the claimed design. The characteristic feature of the design includes a plurality of adjacent flat surfaces with each flat surface being disposed at a different depth or elevation with respect to an adjacent surface.

**1 Claim, 3 Drawing Sheets**



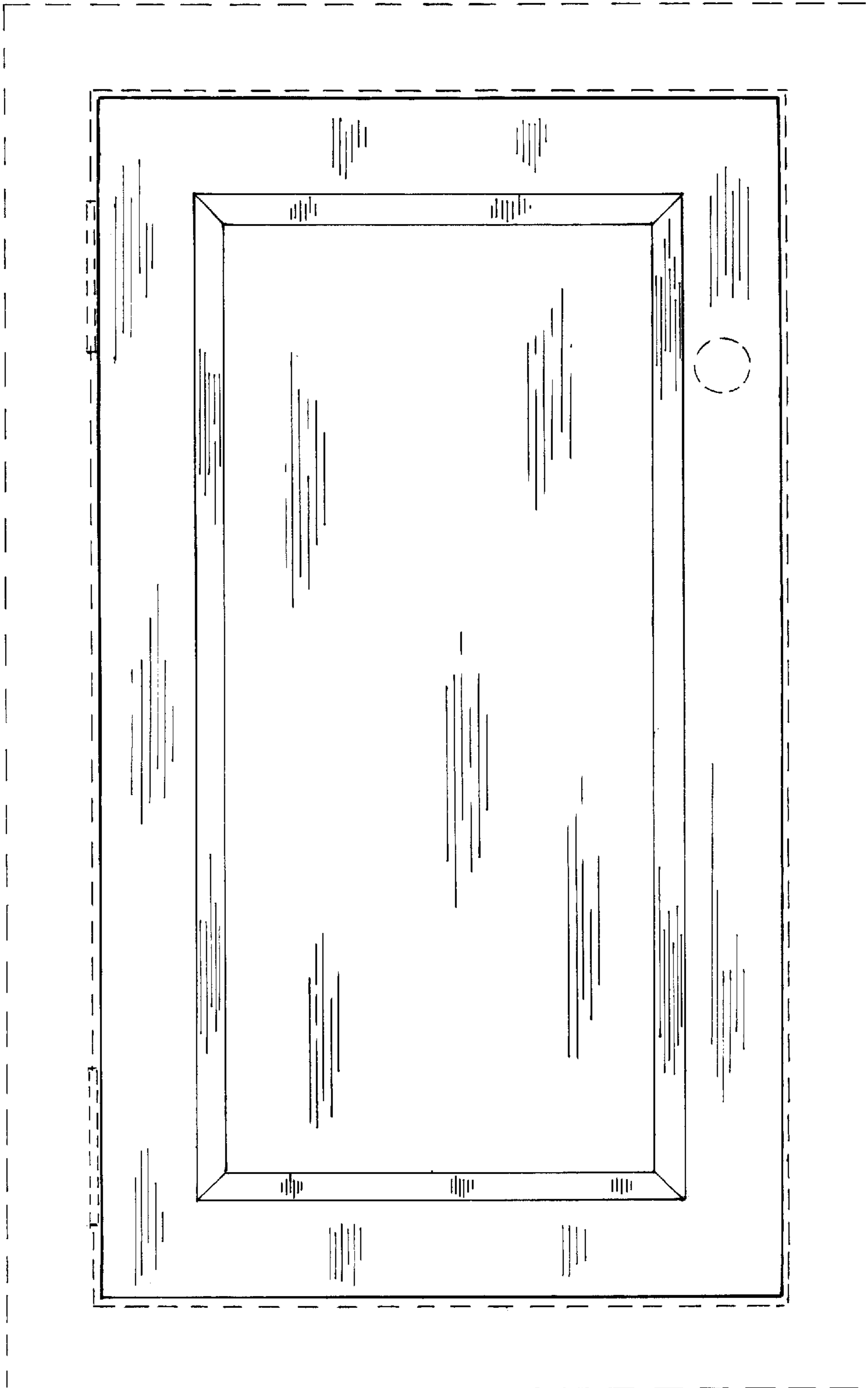


Fig. 1




FIG. 2




Fig. 3