



US00D488014S

(12) **United States Design Patent**
Stanton

(10) **Patent No.:** **US D488,014 S**

(45) **Date of Patent:** **** Apr. 6, 2004**

(54) **HEADBOARD**

(75) **Inventor:** **Shawn Christopher Stanton**, High Point, NC (US)

(73) **Assignee:** **Thomasville Furniture Industries, Inc.**, Thomasville, NC (US)

(**) **Term:** **14 Years**

(21) **Appl. No.:** **29/182,204**

(22) **Filed:** **May 21, 2003**

(51) **LOC (7) Cl.** **06-06**

(52) **U.S. Cl.** **D6/505**

(58) **Field of Search** D6/382, 389-395, D6/505-508; 5/53.1, 279.1, 280, 281, 907

(56) **References Cited**

U.S. PATENT DOCUMENTS

D91,104 S	*	11/1933	Douglass	D6/393
D371,253 S	*	7/1996	Keller	D6/389
D445,592 S		7/2001	O'Hare et al.	D6/393
D445,593 S	*	7/2001	O'Hare et al.	D6/393
D458,482 S		6/2002	Stanton	D6/505

OTHER PUBLICATIONS

Four-Poster Bed, The Robb Report Collection, p. 49, Mar. 2002.

Poster Bed, Henredon Furniture Industries, Inc., 2000.

Poster Bed, Cordova Collection brochure, Thomasville Furniture Industries, Inc., p. 2, 1999.

Richmond Hill Poster Bed, Farm House Basics and Compatibles Collection brochure, Thomasville Furniture Industries, Inc., p. 8, date unknown, available as of the filing date. Poster Bed, Fascination II Collection brochure, Thomasville Furniture Industries, Inc., p. 4, 1992.

Rice Poster Bed, Winston Court Collection brochure, Thomasville Furniture Industries, Inc., p. 11, 1993.

* cited by examiner

Primary Examiner—Janice E. Seeger

(74) *Attorney, Agent, or Firm*—Womble Carlyle Sandridge & Rice, PLLC

(57) **CLAIM**

The ornamental design for a headboard, as shown and described.

DESCRIPTION

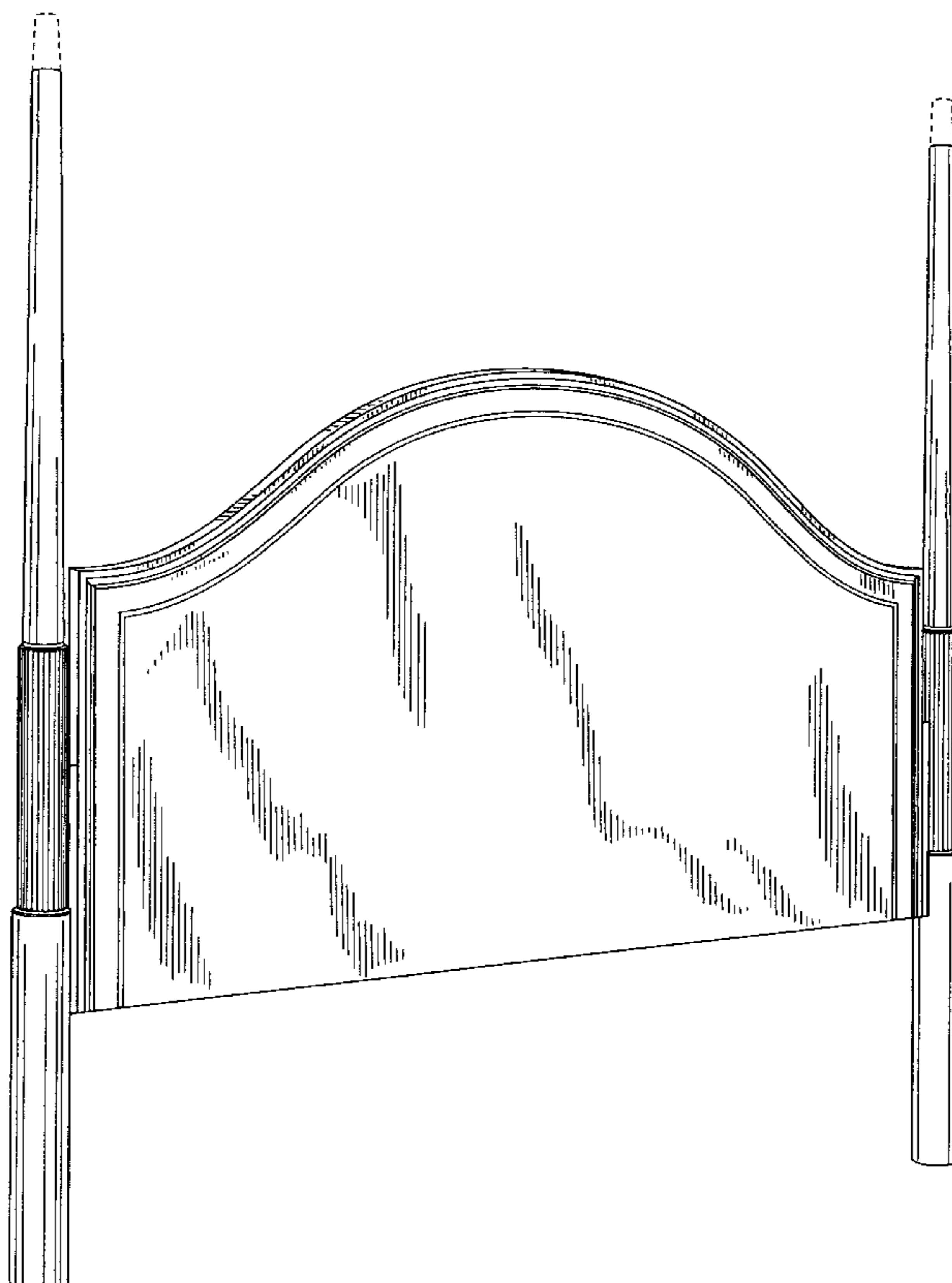
FIG. 1 is a left front perspective view of a headboard showing my new design;

FIG. 2 is a front elevational view thereof; and,

FIG. 3 is a side elevational view, the opposite side being a mirror image thereof.

The views of the headboard not shown form no part of the claimed design. The broken lines depicting finials represent environmental elements only and form no part of the claimed design.

1 Claim, 3 Drawing Sheets



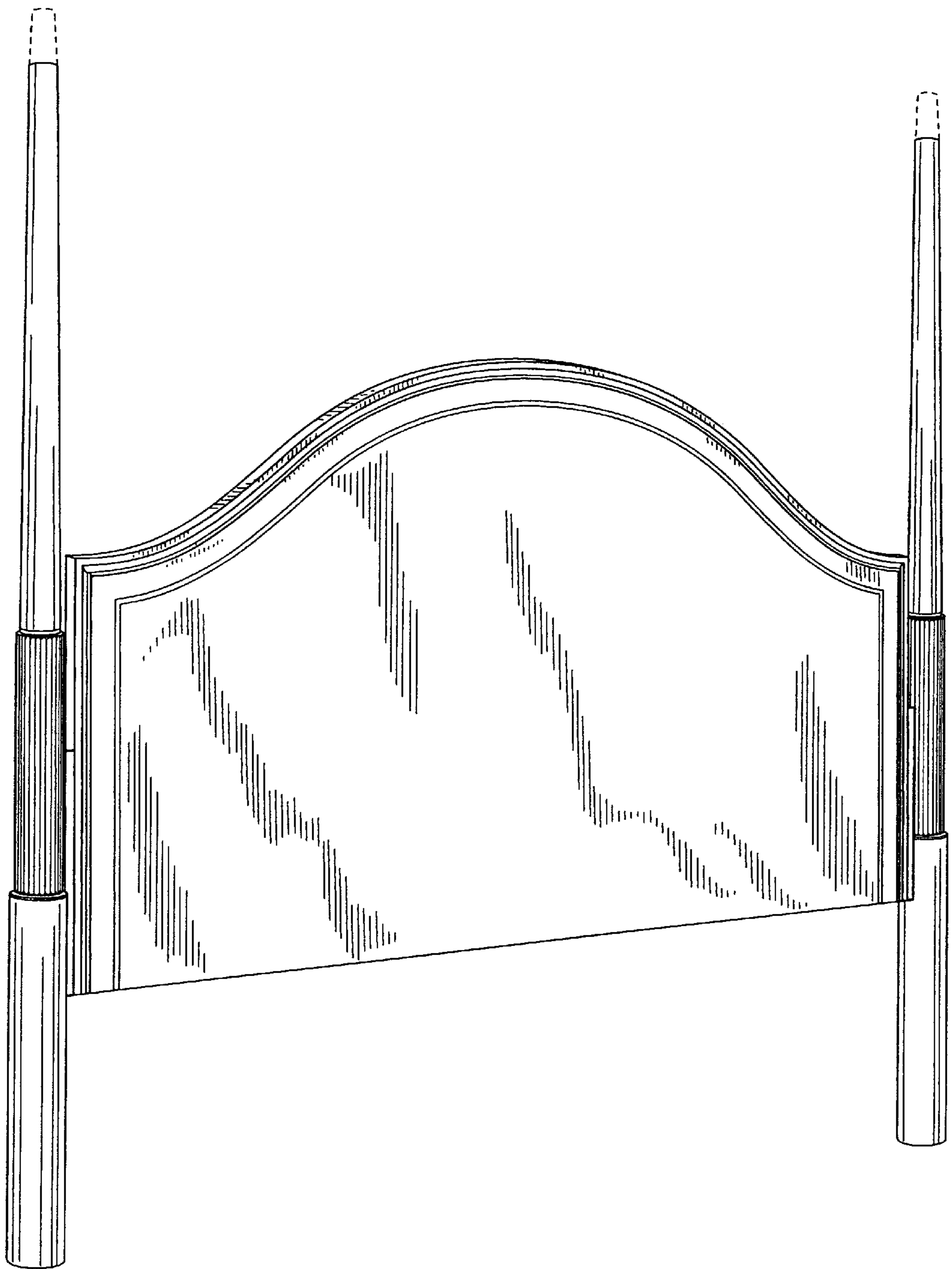


FIG. 1




FIG. 2



FIG. 3