



US00D487996S

(12) **United States Design Patent**
Natuzzi

(10) **Patent No.:** **US D487,996 S**

(45) **Date of Patent:** **** Apr. 6, 2004**

- (54) **SOFA**
- (75) **Inventor:** **Pasquale Natuzzi**, Santeramo in Colle
Bari (IT)
- (73) **Assignee:** **Natuzzi S.p.A.**, Bari (IT)
- (**) **Term:** **14 Years**
- (21) **Appl. No.:** **29/180,339**
- (22) **Filed:** **Apr. 23, 2003**
- (51) **LOC (7) Cl.** **06-01**
- (52) **U.S. Cl.** **D6/381**
- (58) **Field of Search** D6/334, 335, 336,
D6/364, 371, 381, 500, 501, 502; 5/12.1;
297/232

- D407,572 S * 4/1999 Natuzzi et al. D6/381
- D429,082 S * 8/2000 Desombre D6/381
- D438,028 S * 2/2001 Natuzzi et al. D6/381
- D439,433 S * 3/2001 Natuzzi et al. D6/381
- D474,914 S * 5/2003 Ricci D6/381
- D481,553 S * 11/2003 Nicoletti D6/381

* cited by examiner

Primary Examiner—Gary D. Watson

(74) *Attorney, Agent, or Firm*—Harrison & Egbert

(57) **CLAIM**

The ornamental design for a sofa, as shown and described.

DESCRIPTION

FIG. 1 is a front perspective view of the sofa showing my design.

FIG. 2 is another front view thereof;

FIG. 3 is a top view thereof;

FIG. 4 is a side view thereof, having an opposite side view being a mirror image thereof; and,


FIG. 5 is a back view thereof.

The broken lines shown on the sofa are understood to represent stitching.

(56) **References Cited**
U.S. PATENT DOCUMENTS

- D347,747 S * 6/1994 Hopfer D6/381
- D353,273 S * 12/1994 Natuzzi et al. D6/381
- D362,353 S * 9/1995 Natuzzi et al. D6/381
- D363,388 S * 10/1995 Natuzzi et al. D6/381
- D365,457 S * 12/1995 Natuzzi et al. D6/381
- D369,480 S * 5/1996 Natuzzi et al. D6/381

1 Claim, 3 Drawing Sheets



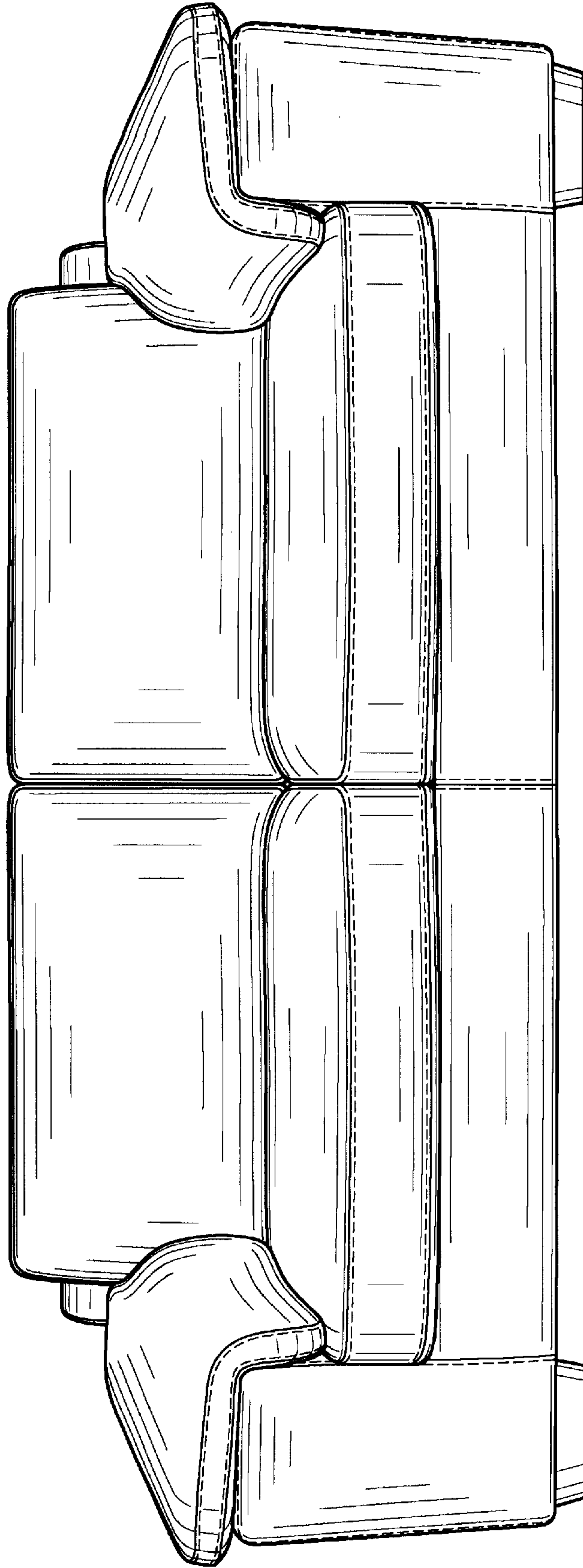


FIG. 1




FIG. 2

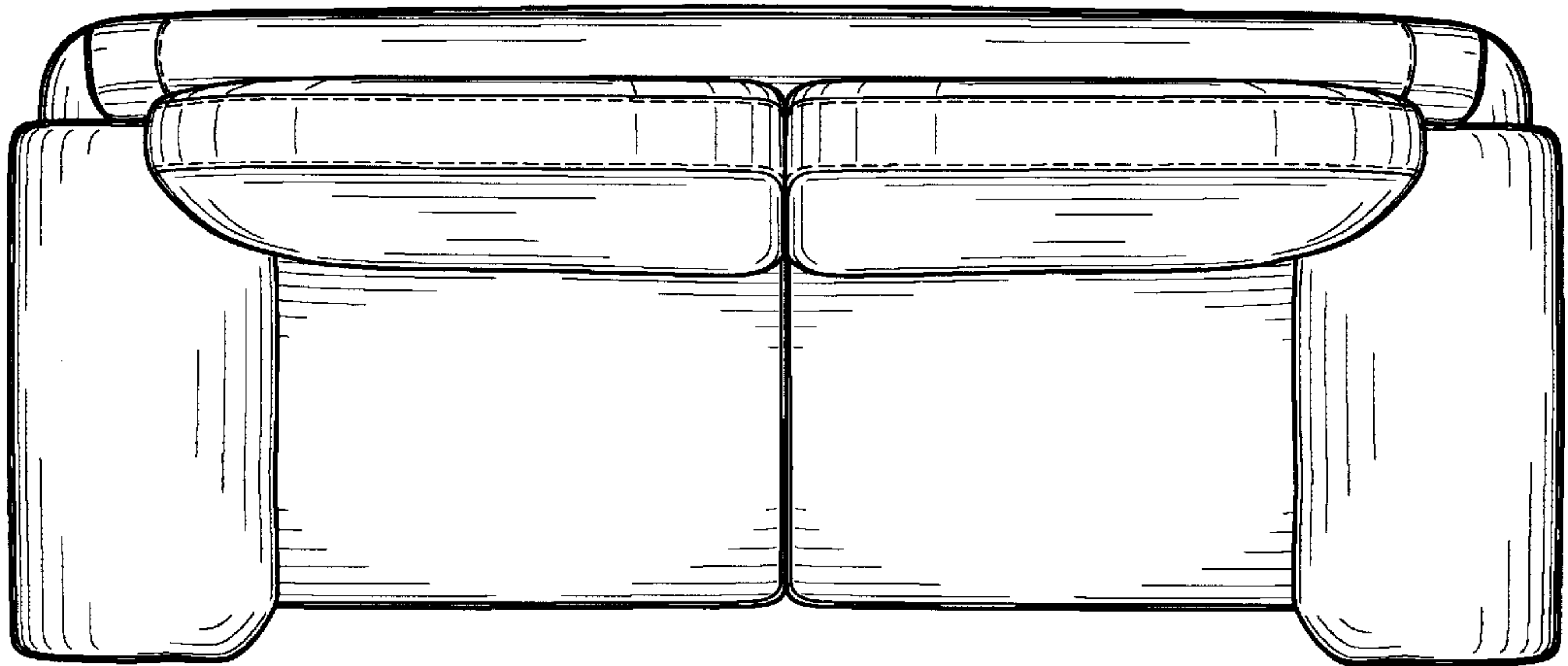


FIG. 3




FIG. 4

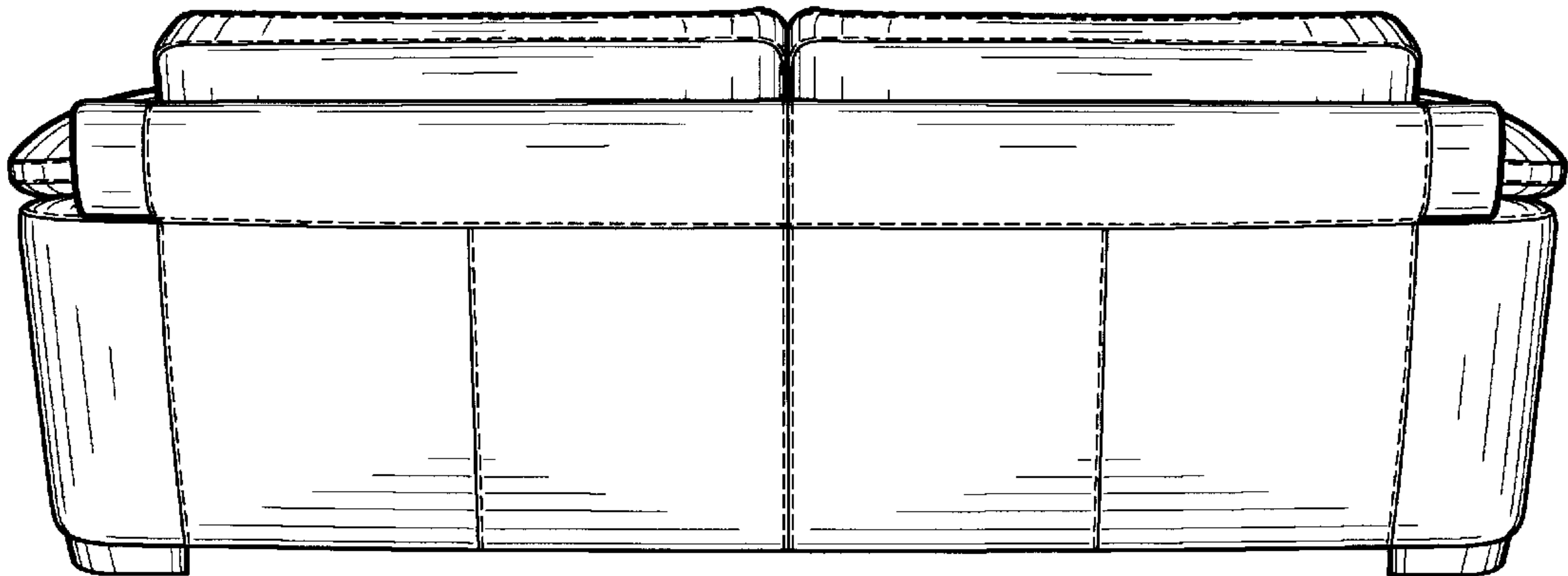


FIG. 5