



US00D487995S

(12) **United States Design Patent**
Natuzzi

(10) **Patent No.:** **US D487,995 S**

(45) **Date of Patent:** **** Apr. 6, 2004**

(54) **SOFA**

(75) **Inventor:** **Pasquale Natuzzi**, Santeramo in Colle (IT)

(73) **Assignee:** **Natuzzi S.p.A.**, Bari (IT)

(**) **Term:** **14 Years**

(21) **Appl. No.:** **29/180,320**

(22) **Filed:** **Apr. 23, 2003**

(51) **LOC (7) Cl.** **06-01**

(52) **U.S. Cl.** **D6/381**

(58) **Field of Search** D6/334, 335, 336, D6/364, 371, 500, 501, 502; 5/12.1; 297/232

(56) **References Cited**

U.S. PATENT DOCUMENTS

D365,457 S	*	12/1995	Natuzzi et al.	D6/381
D369,480 S	*	5/1996	Natuzzi et al.	D6/381
D417,971 S	*	12/1999	Natuzzi et al.	D6/381
D424,318 S	*	5/2000	Natuzzi et al.	D6/381
D429,080 S	*	8/2000	Natuzzi et al.	D6/381

D429,082 S	*	8/2000	Desombre	D6/381
D467,092 S	*	12/2002	Vu	D6/381
D479,055 S	*	9/2003	Nicoletti	D6/381
D479,409 S	*	9/2003	Nicoletti	D6/381

* cited by examiner

Primary Examiner—Gary D. Watson

(74) *Attorney, Agent, or Firm*—Harrison & Egbert

(57) **CLAIM**

The ornamental design for a sofa, as shown and described.

DESCRIPTION

FIG. 1 is a front perspective view of the sofa showing my design.

FIG. 2 is another front view thereof;

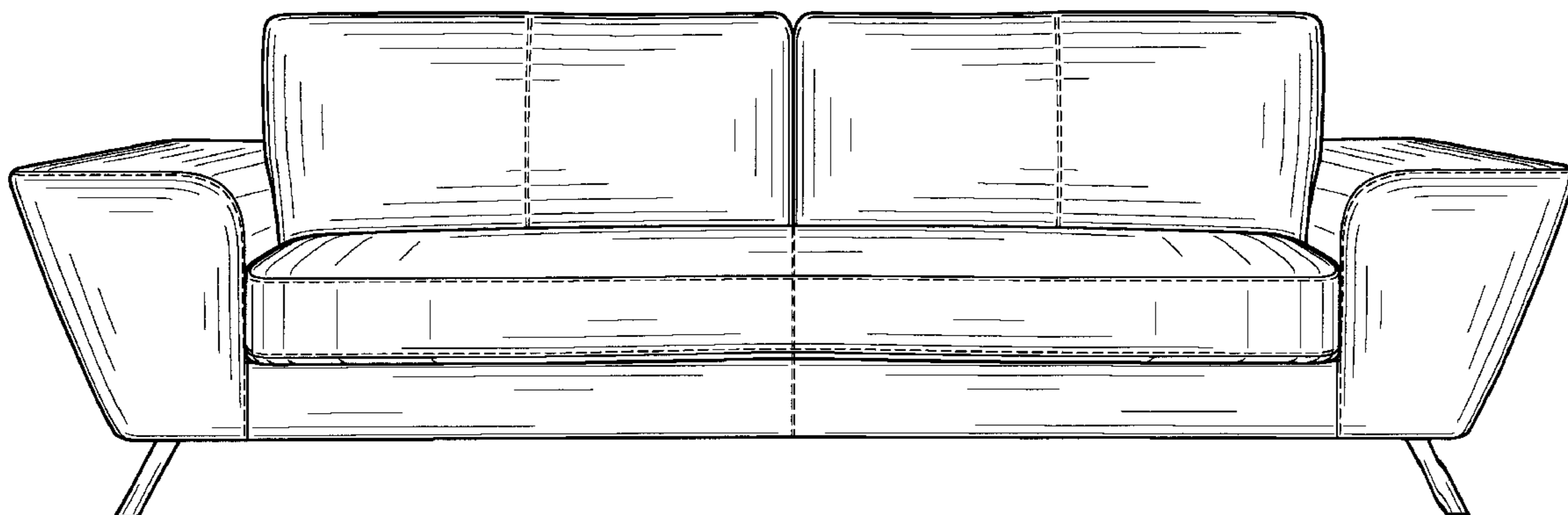
FIG. 3 is a top view thereof;

FIG. 4 is a side view thereof, having an opposite side view being a mirror image thereof; and,

FIG. 5 is a back view thereof.

The broken lines shown on the sofa are understood to represent stitching.

1 Claim, 3 Drawing Sheets



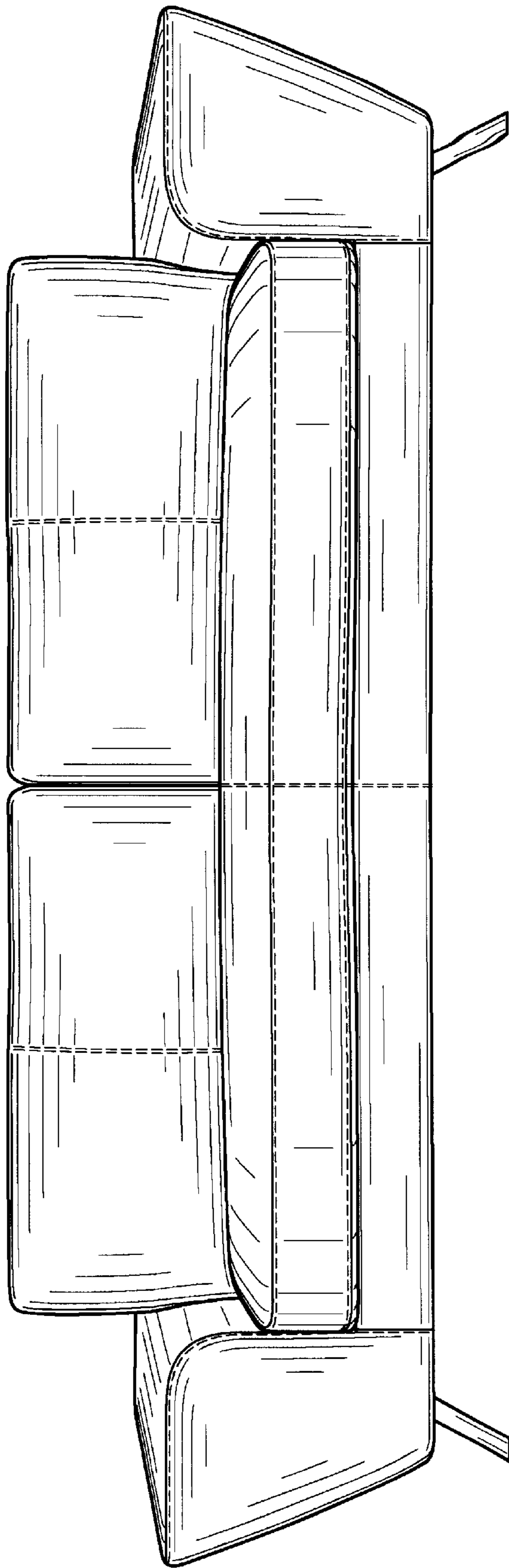


FIG. 1

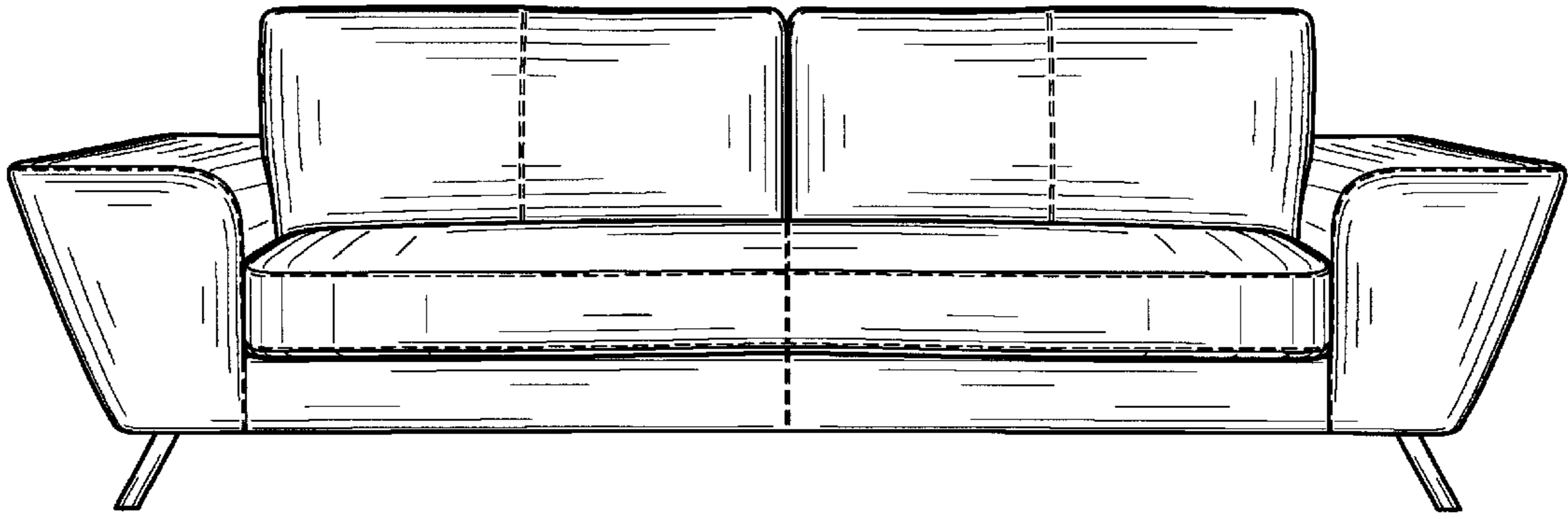


FIG. 2

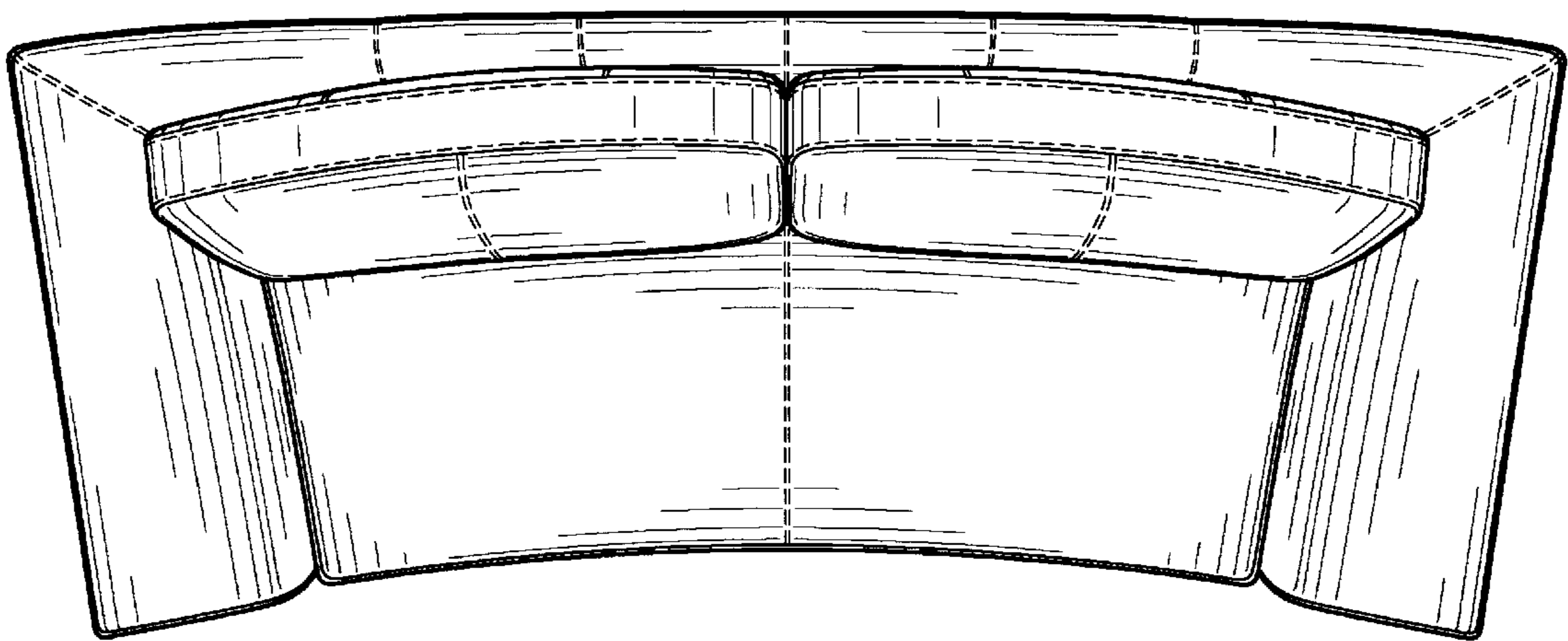


FIG. 3

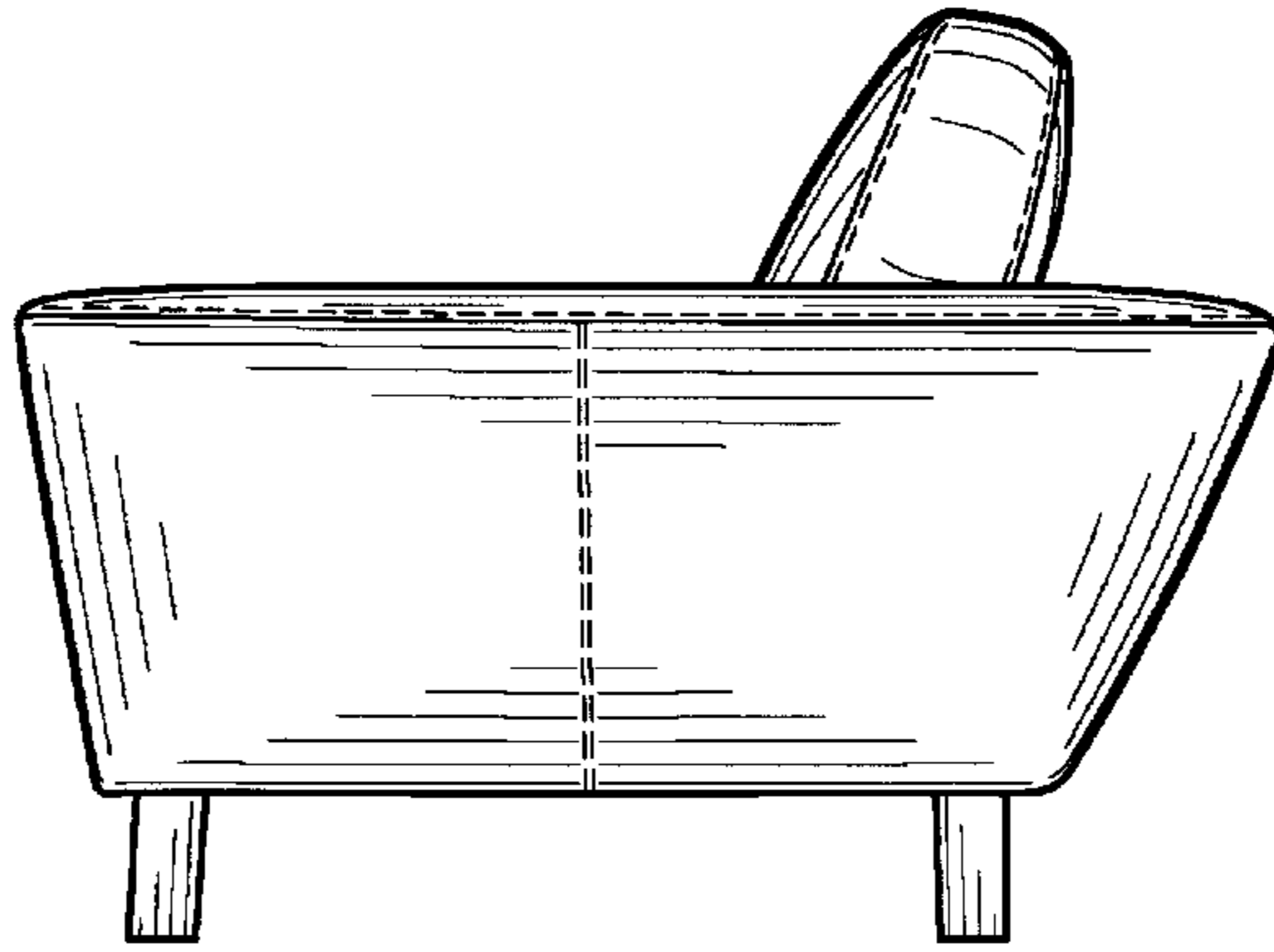


FIG. 4




FIG. 5