



US00D487993S

(12) **United States Design Patent**  
**Natuzzi**

(10) **Patent No.:** **US D487,993 S**

(45) **Date of Patent:** **\*\* Apr. 6, 2004**

(54) **SOFA**  
(75) Inventor: **Pasquale Natuzzi**, Santeramo in Colle  
Bari (IT)  
(73) Assignee: **Natuzzi S.p.A.**, Bari (IT)  
(\*\*) Term: **14 Years**

D431,927 S \* 10/2000 Natuzzi et al. .... D6/381  
D439,759 S \* 4/2001 Natuzzi et al. .... D6/381  
D440,785 S \* 4/2001 Natuzzi et al. .... D6/381  
D444,641 S \* 7/2001 Lipparini ..... D6/381  
D475,216 S \* 6/2003 Ricci ..... D6/381  
D476,166 S \* 6/2003 Ricci ..... D6/381  
D476,497 S \* 7/2003 Ricci ..... D6/381

\* cited by examiner

(21) Appl. No.: **29/180,194**  
(22) Filed: **Apr. 22, 2003**

*Primary Examiner*—Gary D. Watson  
(74) *Attorney, Agent, or Firm*—Harrison & Egbert

(51) **LOC (7) Cl.** ..... **06-01**  
(52) **U.S. Cl.** ..... **D6/381**  
(58) **Field of Search** ..... D6/334, 335, 336,  
D6/364, 371, 381, 500, 501, 502; 5/12.1;  
297/232

(57) **CLAIM**  
The ornamental design for a sofa, as shown and described.


(56) **References Cited**  
**U.S. PATENT DOCUMENTS**

**DESCRIPTION**

D387,575 S \* 12/1997 Natuzzi et al. .... D6/381  
D407,572 S \* 4/1999 Natuzzi et al. .... D6/381  
D417,971 S \* 12/1999 Natuzzi et al. .... D6/381  
D424,318 S \* 5/2000 Natuzzi et al. .... D6/381  
D429,080 S \* 8/2000 Natuzzi et al. .... D6/381  
D431,923 S \* 10/2000 Natuzzi et al. .... D6/381

FIG. 1 is a front perspective view of the sofa showing my design.  
FIG. 2 is another front view thereof;  
FIG. 3 is a top view thereof;  
FIG. 4 is a side view thereof, having an opposite side view being a mirror image thereof; and,  
FIG. 5 is a back view thereof.  
The broken lines shown on the sofa are understood to represent stitching.

**1 Claim, 3 Drawing Sheets**









FIG. 1




*FIG. 2*



*FIG. 3*



*FIG. 4*



*FIG. 5*