



US00D487987S

(12) **United States Design Patent**
Wu

(10) **Patent No.:** **US D487,987 S**

(45) **Date of Patent:** **** Apr. 6, 2004**

(54) **OFFICE CHAIR**

(76) Inventor: **Hsiu-Hsueh Wu**, No.12, Lane 198, Ta Li Second Street, Ta Li City, Taichung Hsien (TW)

(**) Term: **14 Years**

D444,637 S	*	7/2001	Tseng	D6/366
D446,396 S	*	8/2001	Phillips et al.	D6/366
D451,718 S	*	12/2001	Tseng	D6/500
D454,014 S	*	3/2002	Su	D6/500
D463,172 S	*	9/2002	Tsai	D6/500
D467,442 S	*	12/2002	Zaidman	D6/366
D471,728 S	*	3/2003	Tseng	D6/500

OTHER PUBLICATIONS

Achiever series chair, p. 50, Modern Office catalogue.*

* cited by examiner

Primary Examiner—Doris V. Coles

Assistant Examiner—T. Chase Nelson

(74) *Attorney, Agent, or Firm*—Alan Kamrath

(21) Appl. No.: **29/176,671**

(22) Filed: **Feb. 24, 2003**

(51) **LOC (7) Cl.** **06-01**

(52) **U.S. Cl.** **D6/366**

(58) **Field of Search** D6/334, 335, 364,
D6/365, 366, 367, 500, 501, 502; 297/411.2,
411.27, 411.28, 411.29, 411.36

(56) **References Cited**

U.S. PATENT DOCUMENTS

D369,687 S	*	5/1996	Hafner et al.	D6/366
D383,021 S	*	9/1997	Lu	D6/500
D395,762 S	*	7/1998	Saul	D6/366
5,833,321 A	*	11/1998	Kim et al.	297/452.42
D403,169 S	*	12/1998	Tseng	D6/366
D403,170 S	*	12/1998	Tseng	D6/366
D403,521 S	*	1/1999	Wilson	D6/366
D408,641 S	*	4/1999	Tseng	D6/366
D409,022 S	*	5/1999	Vanderwood et al.	D6/500
D434,238 S	*	11/2000	Tseng	D6/366
D437,131 S	*	2/2001	Tseng	D6/366
D437,499 S	*	2/2001	Tseng	D6/366
D441,993 S	*	5/2001	Lin	D6/500

(57) **CLAIM**

The ornamental design for office chair, as shown and described.

DESCRIPTION

FIG. 1 is a perspective view of a office chair showing my new design;

FIG. 2 is a front view thereof;

FIG. 3 is a rear view thereof;

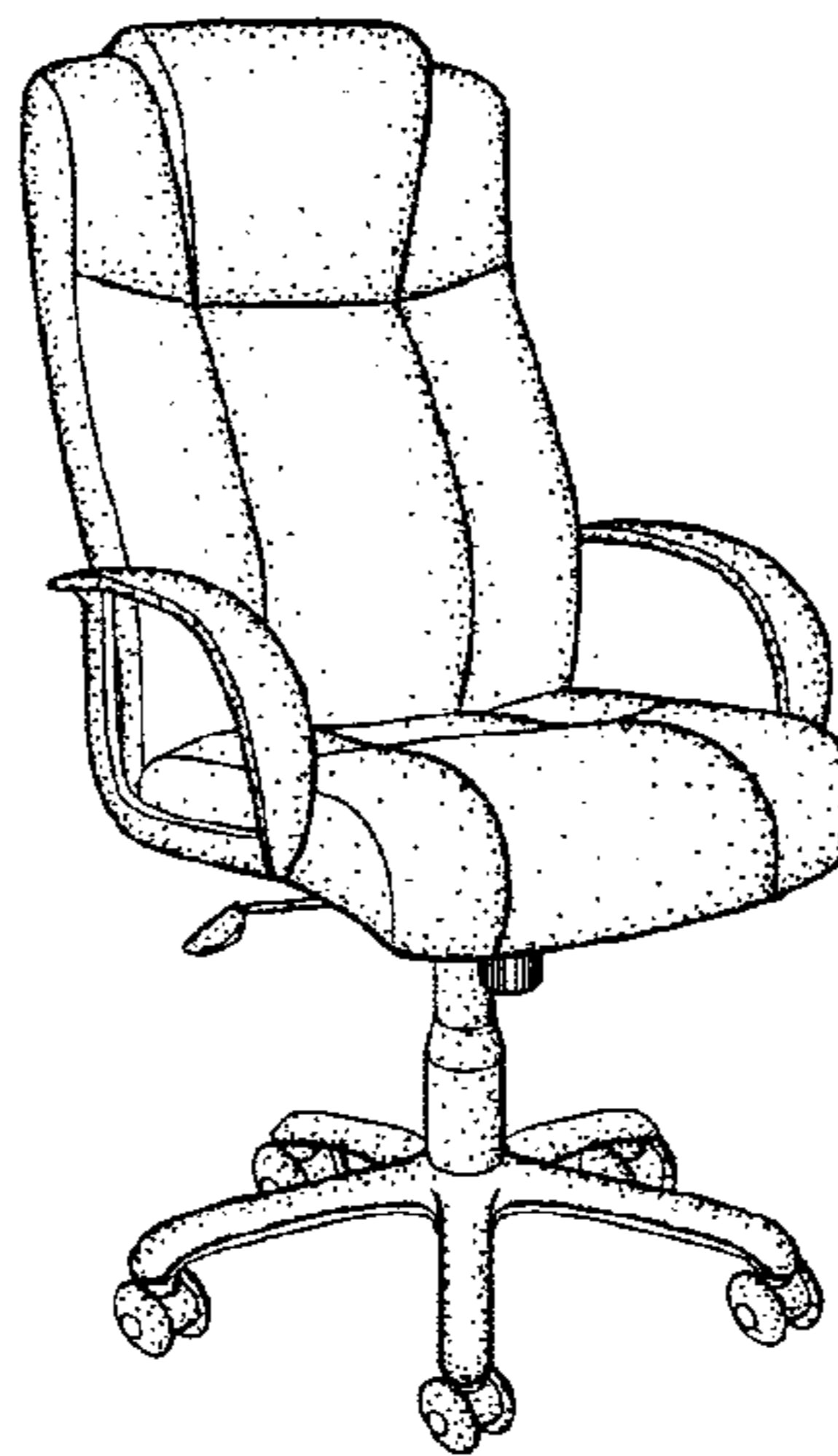
FIG. 4 is a left view thereof;

FIG. 5 is a top view thereof; and,

FIG. 6 is a right view thereof.

The bottom of the office chair has not been shown and forms no part of the claimed design.

1 Claim, 4 Drawing Sheets



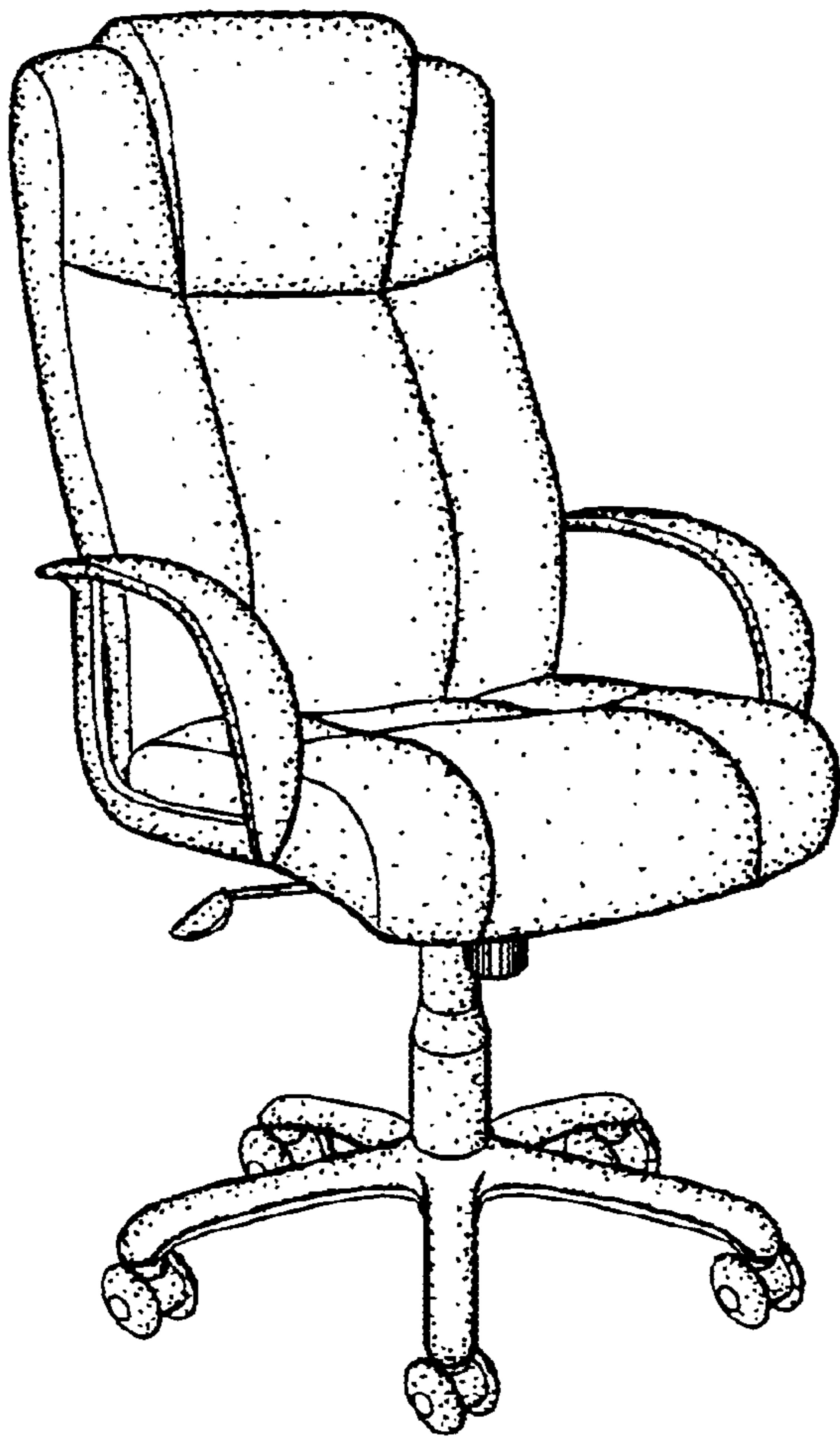


Fig. 1

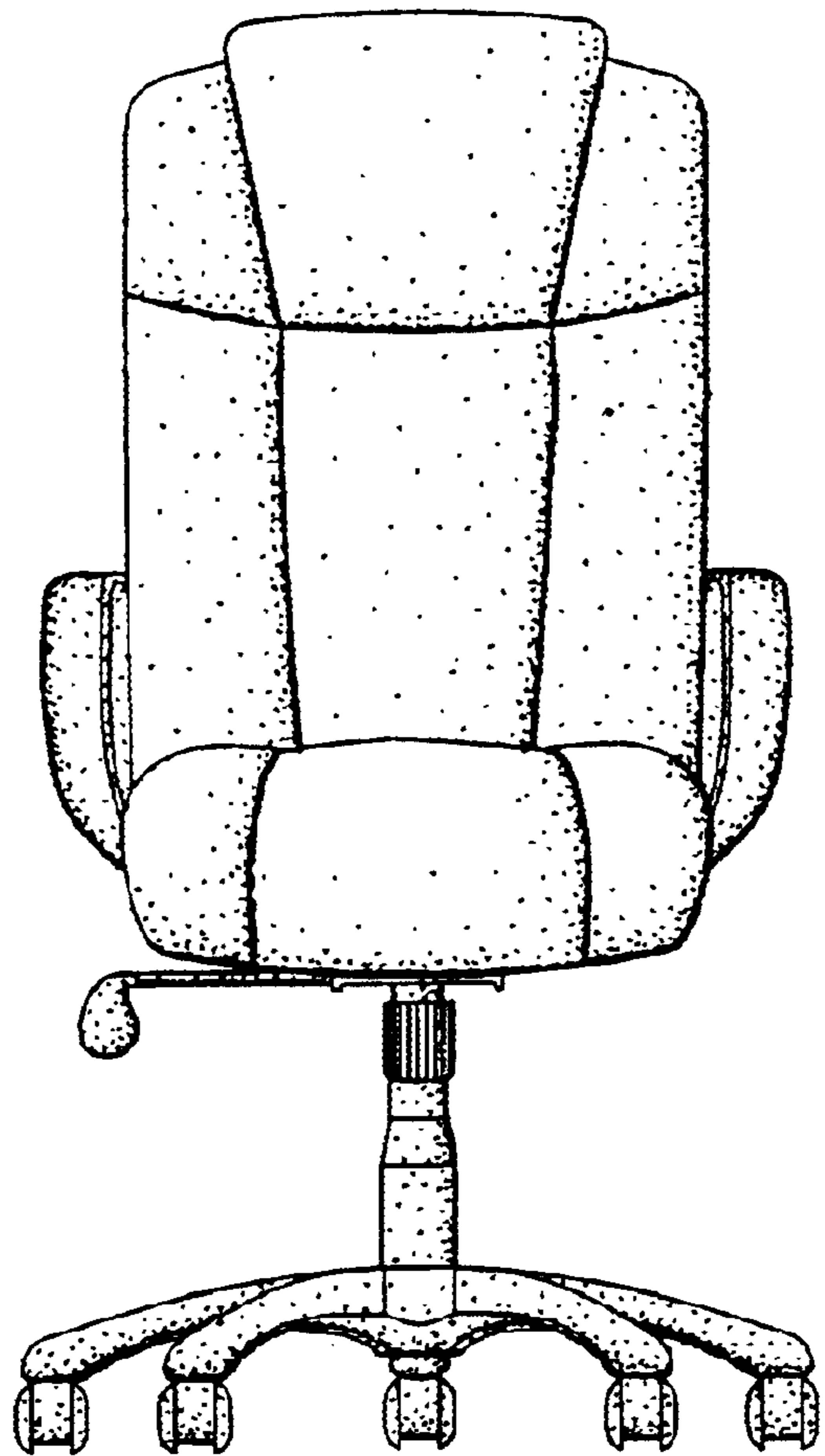


Fig. 2




Fig. 3

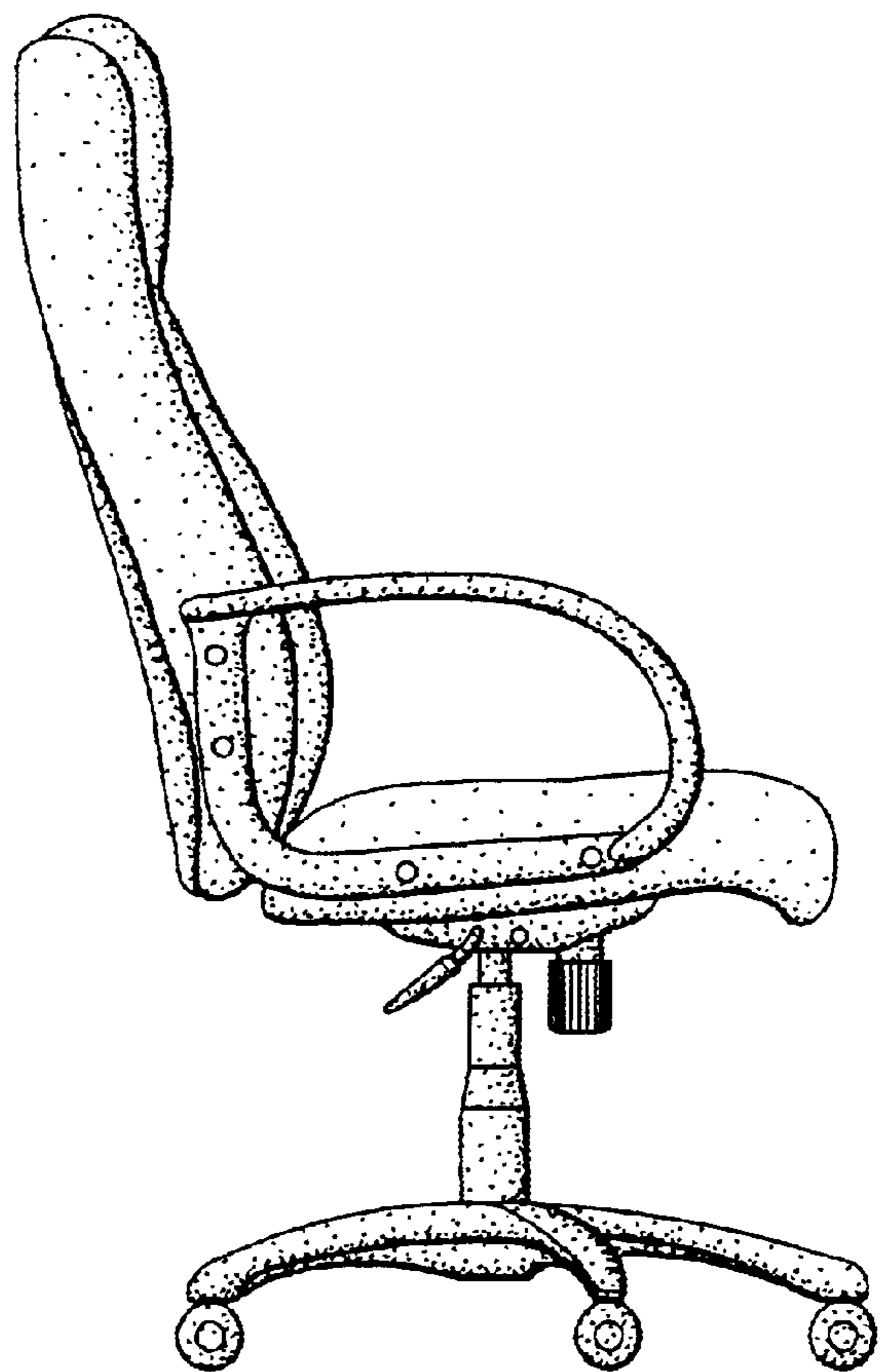


Fig. 4

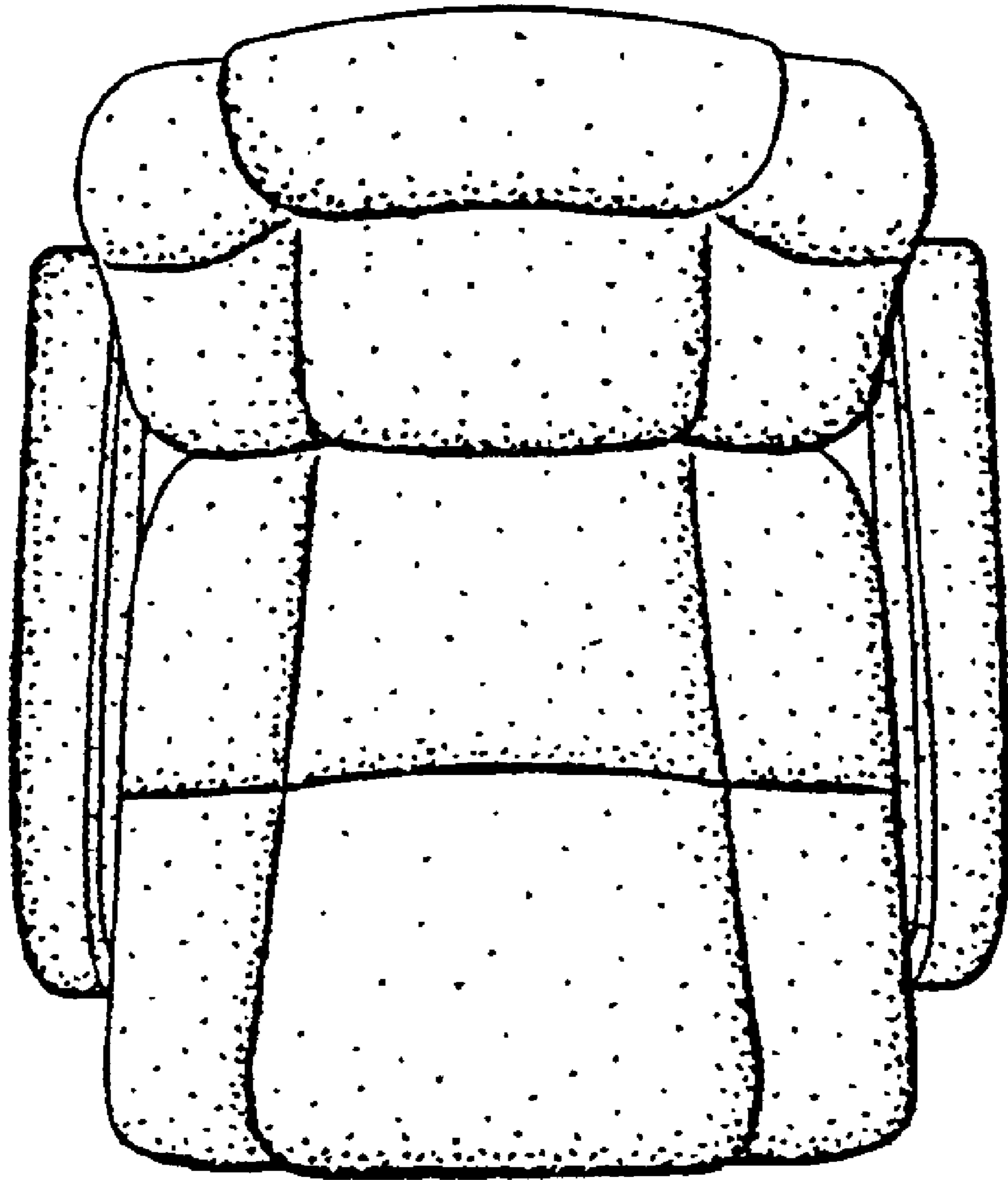


Fig. 5

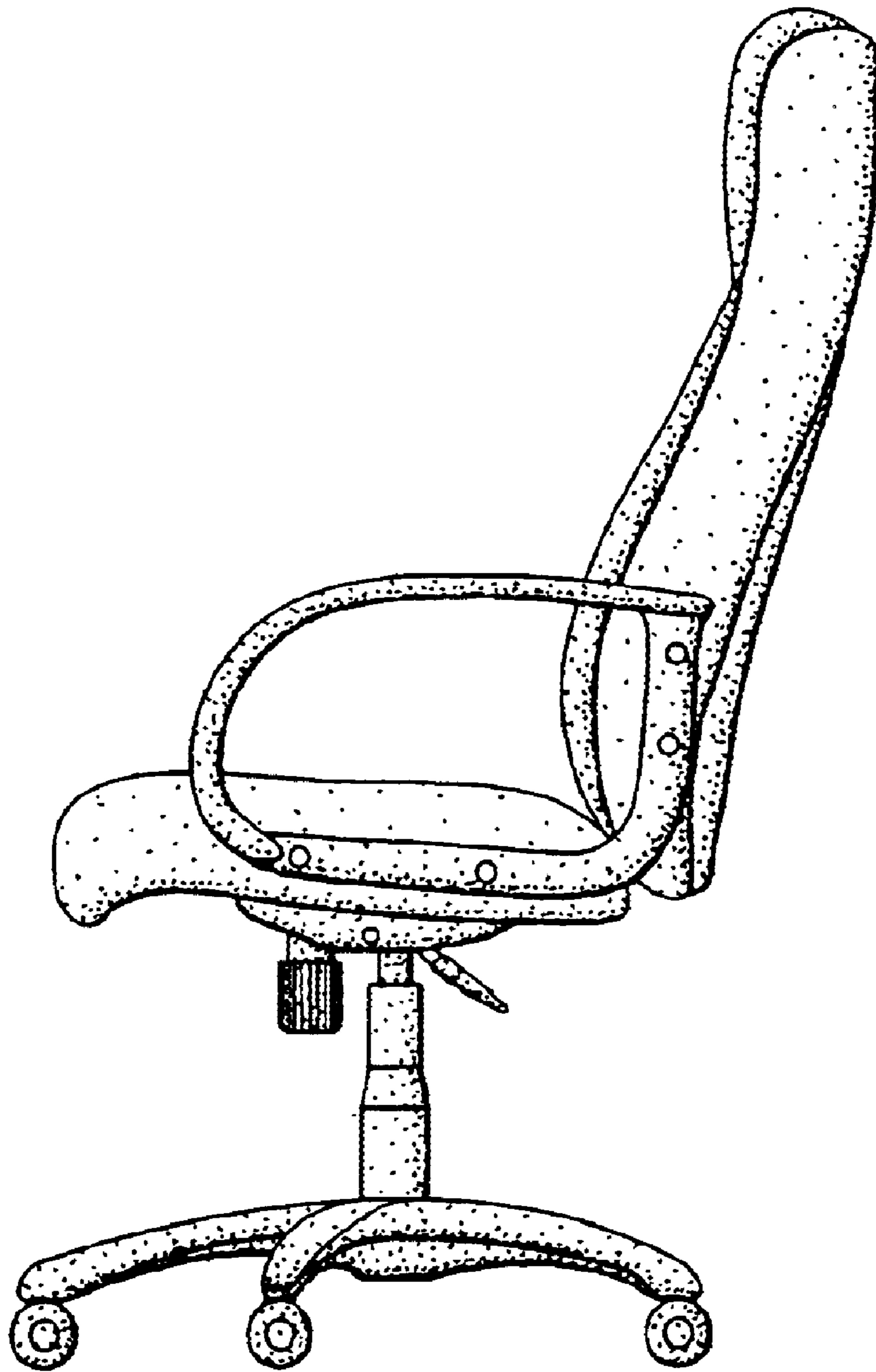


Fig. 6