



US00D487981S

(12) **United States Design Patent**
Lüdeke et al.

(10) **Patent No.:** **US D487,981 S**

(45) **Date of Patent:** **** Apr. 6, 2004**

(54) **VEHICLE SEAT**

(75) Inventors: **Christine Lüdeke, Zurich (CH);**
Alberto Veneruso, Latina (IT)

(73) Assignee: **Singapore Airlines Limited, Singapore**
(SG)

(**) Term: **14 Years**

(21) Appl. No.: **29/151,579**

(22) Filed: **Nov. 5, 2001**

(30) **Foreign Application Priority Data**

Aug. 7, 2001 (SG) D2001/988/F

(51) **LOC (7) Cl.** **06-01**

(52) **U.S. Cl.** **D6/356**

(58) **Field of Search** D6/334, 335, 336,
D6/356, 360, 361, 367, 368, 377, 381,
500-502; 297/170, 172, 174 R, 232, 452.14,
452.34, 354.1, 361.1; D12/195, 345

(56) **References Cited**

U.S. PATENT DOCUMENTS

D402,125 S * 12/1998 Dryburgh et al. D6/356

D405,275 S * 2/1999 Dryburgh et al. D6/356
D409,010 S * 5/1999 Papaioannou et al. D6/356
D439,425 S * 3/2001 Park et al. D6/356

OTHER PUBLICATIONS

aircraft seat, p. 132 and 134, Domus catalog, Jun. 2001.*

* cited by examiner

Primary Examiner—Doris V. Coles

Assistant Examiner—Mimosa De

(57) **CLAIM**

The ornamental design for a vehicle seat, as shown and described.

DESCRIPTION

FIG. 1 is a perspective view of a vehicle seat showing our new design in a fully reclined position; FIG. 2 is a front perspective view thereof; FIG. 3 is a rear perspective view thereof; and, FIG. 4 is an enlarged fragmented view of the control unit shown on the armrest in FIGS. 1-3.

The broken lines shown in FIG. 4 are for illustrative purposes only and form no part of the claimed design.

1 Claim, 3 Drawing Sheets

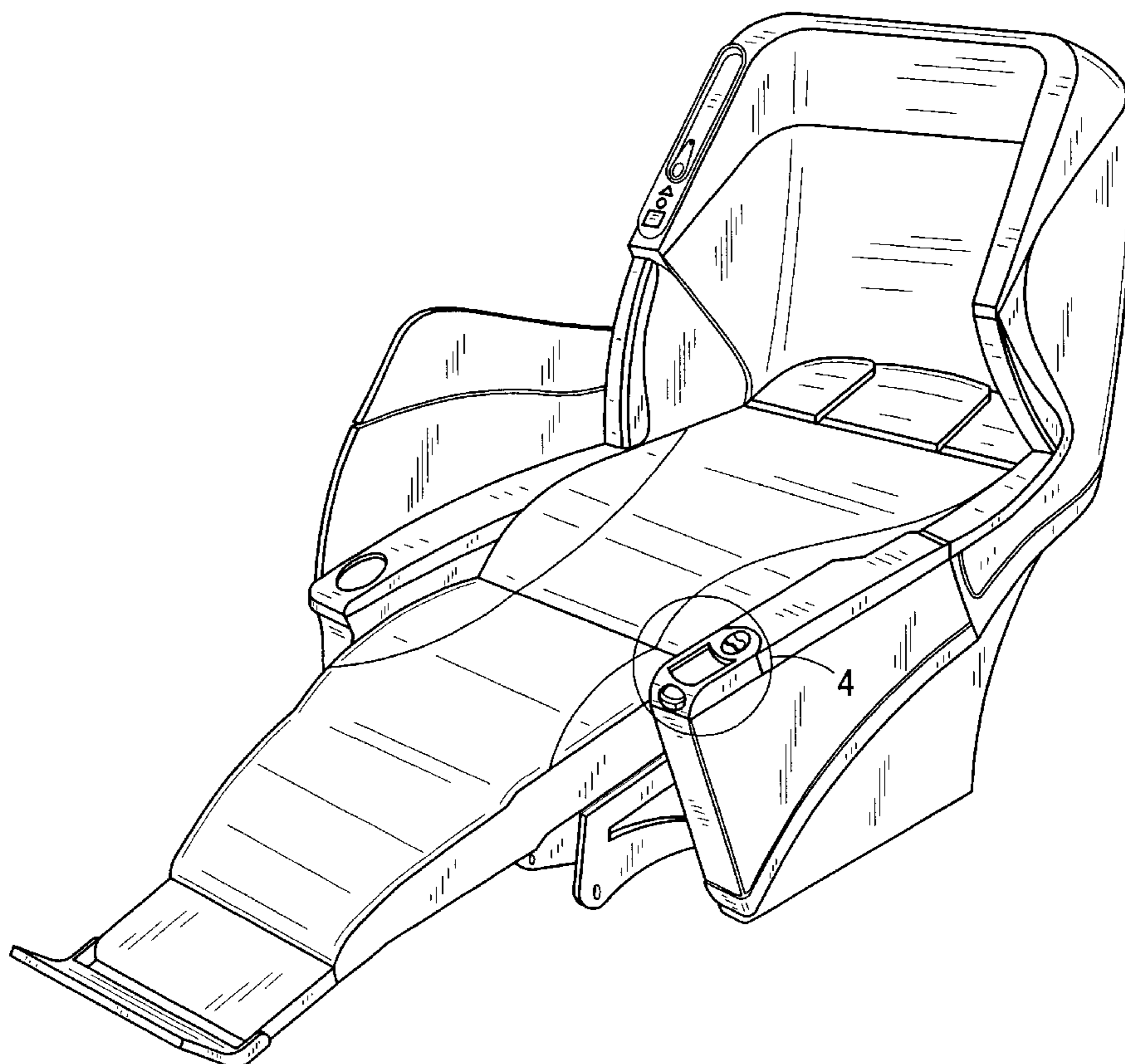


FIG. 1

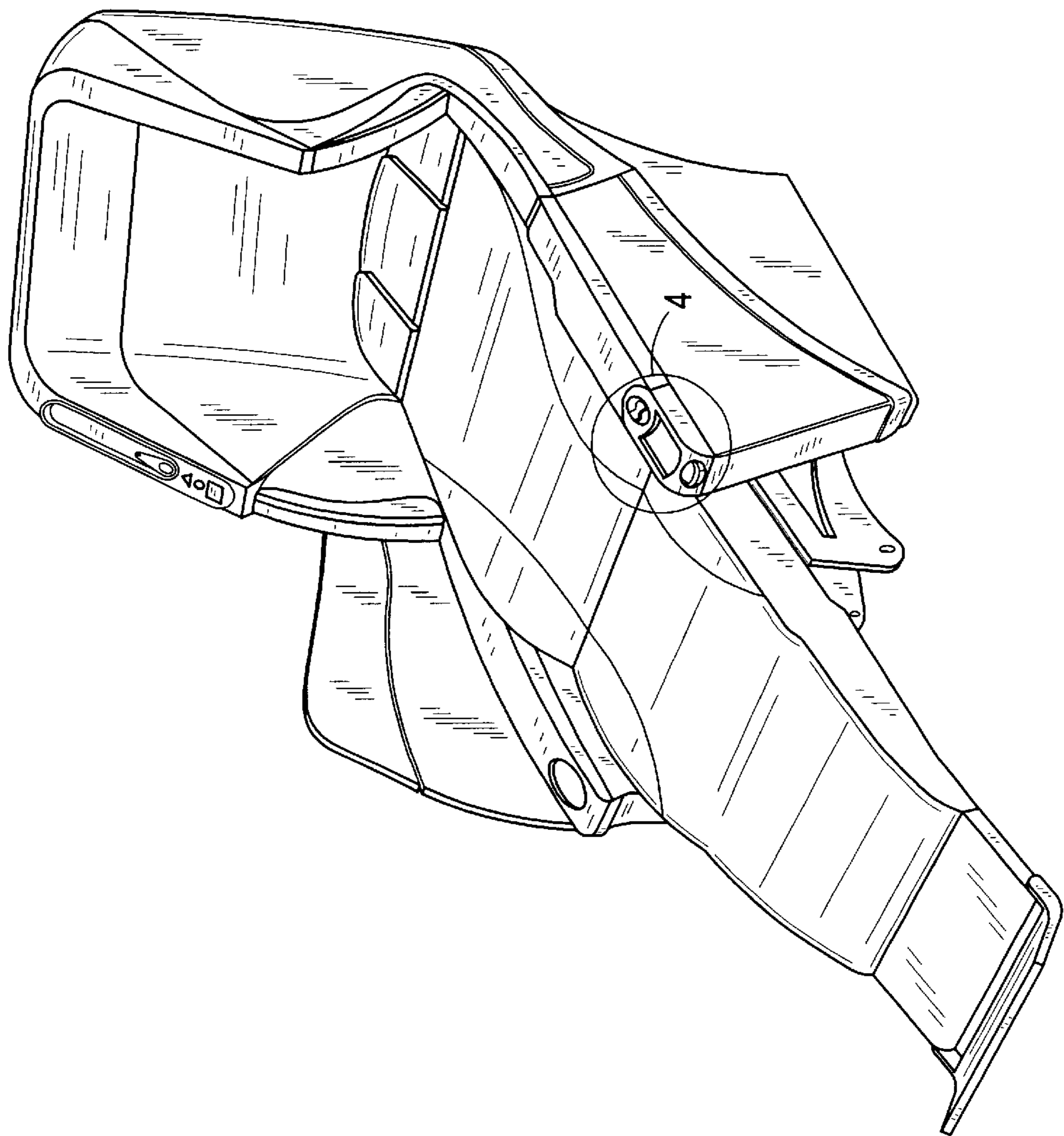


FIG. 2

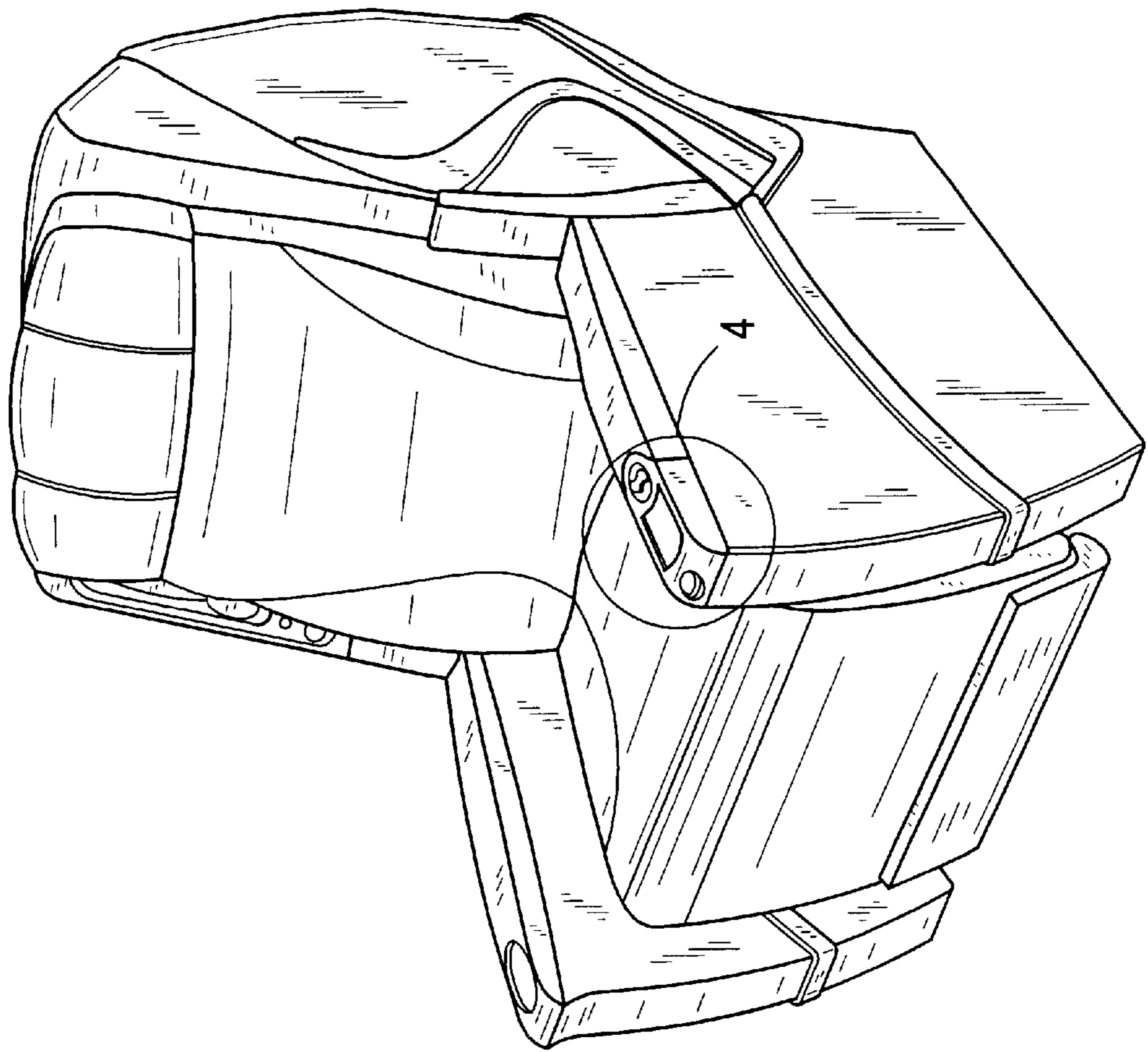


FIG. 4

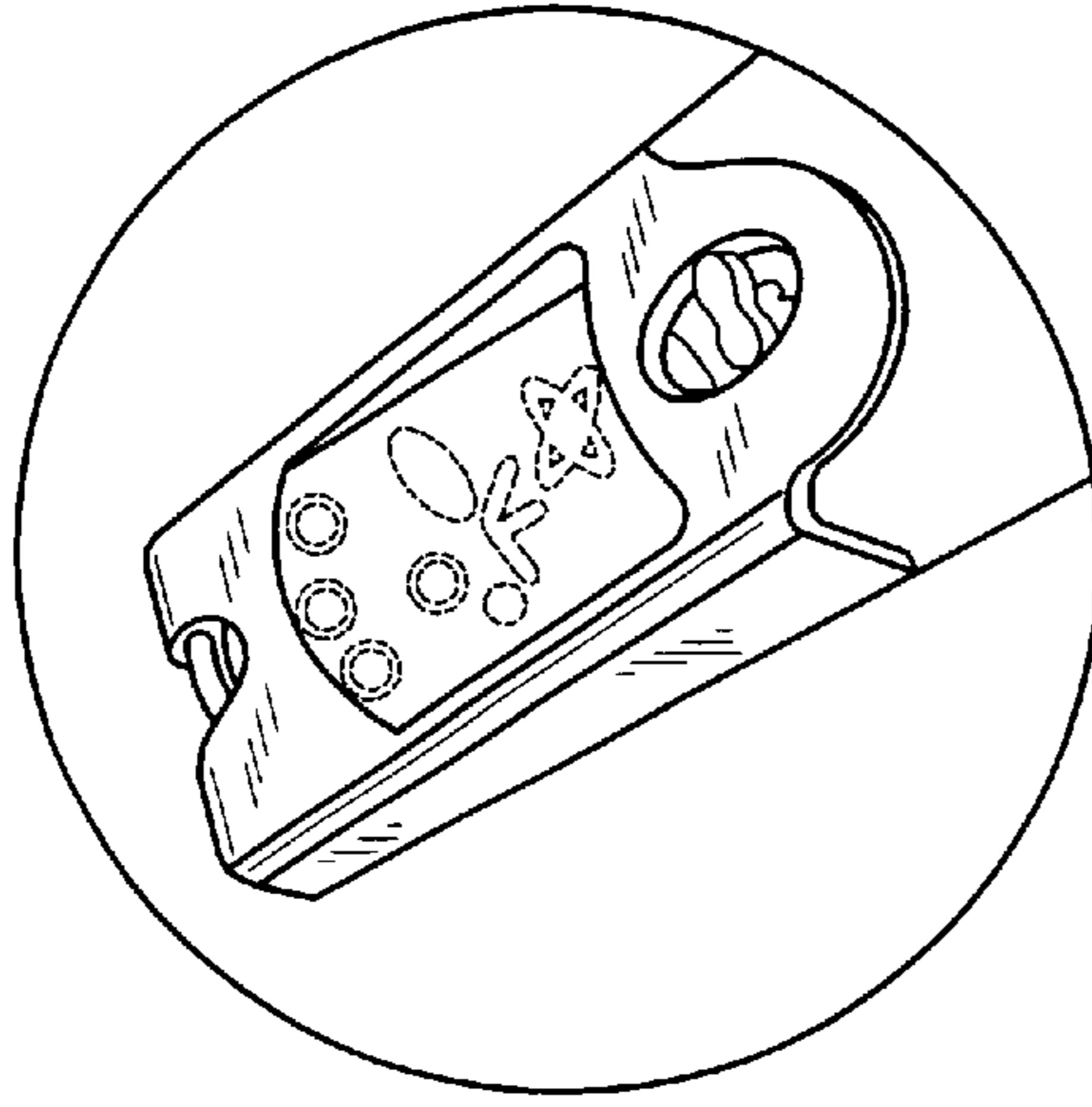


FIG. 3

