



US00D487979S

(12) **United States Design Patent**
Marshall

(10) **Patent No.:** **US D487,979 S**

(45) **Date of Patent:** **** Apr. 6, 2004**

(54) **ROCKING CHAIR**

D335,224 S * 5/1993 Freeman et al. D6/345
D422,799 S * 4/2000 Dworshak et al. D6/348

(76) Inventor: **Lisa Ann Marshall**, 4016 Northrop St.,
Richmond, VA (US) 23225

* cited by examiner

(**) Term: **14 Years**

Primary Examiner—Doris V. Coles
Assistant Examiner—Mimosa De

(21) Appl. No.: **29/178,939**

(57) **CLAIM**

(22) Filed: **Apr. 3, 2003**

The ornamental design for a rocking chair, as shown and described.

(51) **LOC (7) Cl.** **06-01**

(52) **U.S. Cl.** **D6/348**

(58) **Field of Search** D6/334, 335, 344,
D6/345, 348, 358, 500-502; D21/412; 297/258.1,
271.6

DESCRIPTION

(56) **References Cited**

U.S. PATENT DOCUMENTS

D212,601 S * 11/1968 Rubenstein D6/348
D225,928 S * 1/1973 Lockwood D6/348
D289,234 S * 4/1987 Hoult D6/348
D319,929 S * 9/1991 Smith D6/348

FIG. 1 is a perspective view of a rocking chair showing my design;
FIG. 2 is a front elevational view thereof;
FIG. 3 is a rear elevational view thereof;
FIG. 4 is a left side elevational view thereof, the right side being a mirror image of the left side;
FIG. 5 is a top plan view thereof; and,
FIG. 6 is a bottom plan view thereof.

1 Claim, 6 Drawing Sheets



Figure 1

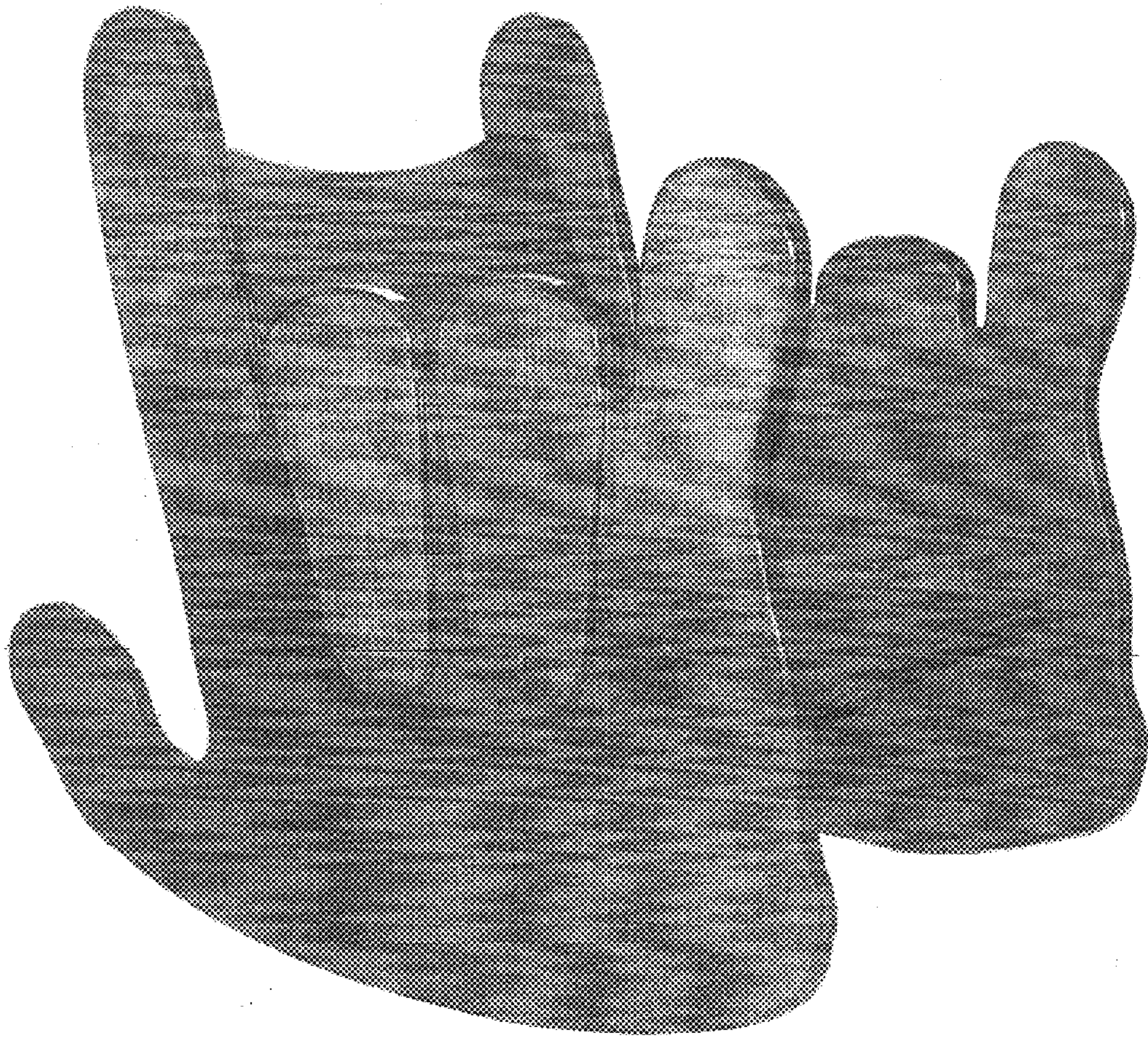


Figure 2




Figure 3




Figure 4

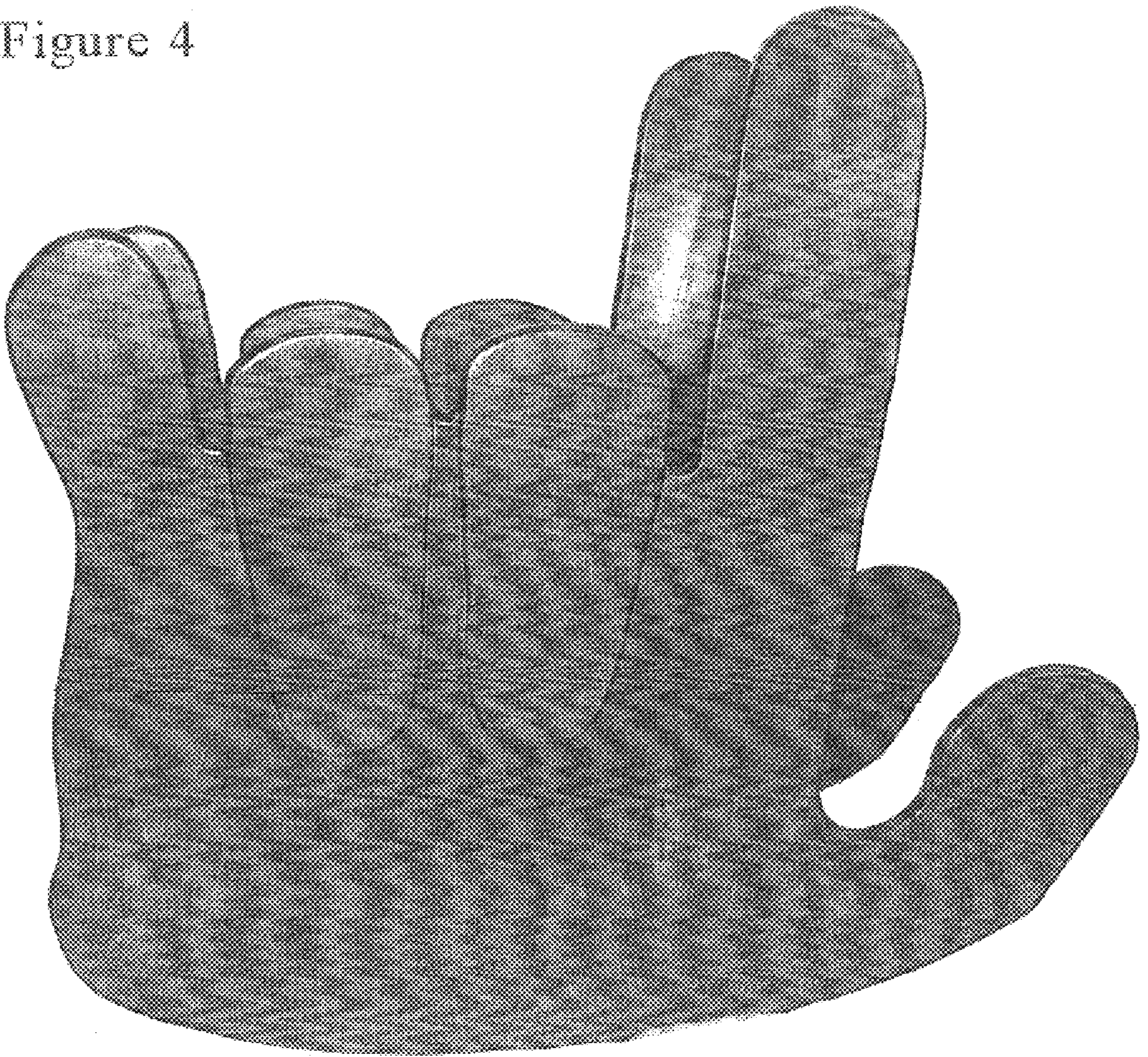


Figure 5




Figure 6

