



US00D487966S

(12) **United States Design Patent**
Stolzoff

(10) **Patent No.:** **US D487,966 S**

(45) **Date of Patent:** **** Apr. 6, 2004**

(54) **CRUTCH OVERLAY**

D380,893 S * 7/1997 Sigsworth D3/8

(75) Inventor: **Maryellen R. Stolzoff**, Reno, NV (US)

* cited by examiner

(73) Assignee: **Dragontree Enterprises, LLC**, Reno, NV (US)

Primary Examiner—Louis S. Zarfaz

Assistant Examiner—R A Delehanty

(**) Term: **14 Years**

(74) *Attorney, Agent, or Firm*—Ian F. Burns; Ian F. Burns & Associates

(21) Appl. No.: **29/166,605**

(57) **CLAIM**

(22) Filed: **Aug. 29, 2002**

The ornamental design for a crutch overlay, as shown and described.

Related U.S. Application Data

DESCRIPTION

(63) Continuation-in-part of application No. 29/142,398, filed on May 25, 2001.

FIG. 1 is a front perspective view of a crutch overlay showing my new design in condition of use with a walking crutch;

(51) **LOC (7) Cl.** **03-03**

FIG. 2 is a front elevation view thereof;

(52) **U.S. Cl.** **D3/10**

FIG. 3 side elevation view thereof;

(58) **Field of Search** D3/5, 6, 7, 8,

FIG. 4 is a top plan view thereof;

D3/10, 11, 13, 14; 135/65, 66, 67, 68, 71,

FIG. 5 is a bottom plan view thereof; and,

72, 73, 911, 913

FIG. 6 is an enlarged front elevation view thereof.

(56) **References Cited**

The broken line showing of a walking crutch is for illustrative purposes only and forms no part of the claimed design.

U.S. PATENT DOCUMENTS

The broken lines shown on the surface of the claimed design in FIGS. 1–3 and 6 represent unclaimed portions of the crutch overlay.


1,526,246 A * 2/1925 Simek D3/7 X

4,027,687 A * 6/1977 McGowan D3/10 X

D310,134 S * 8/1990 Dyke D3/10

D316,326 S * 4/1991 Kaldenbach D3/10

1 Claim, 5 Drawing Sheets






FIG. 1.




FIG. 2.

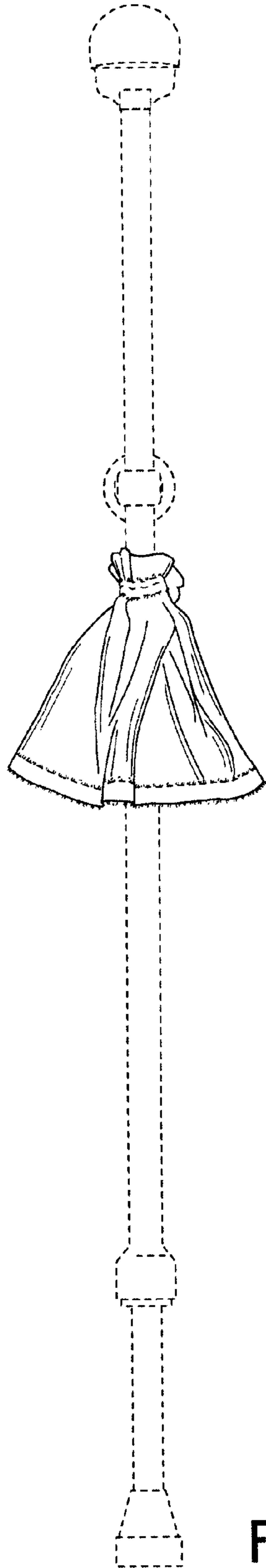


FIG. 3.

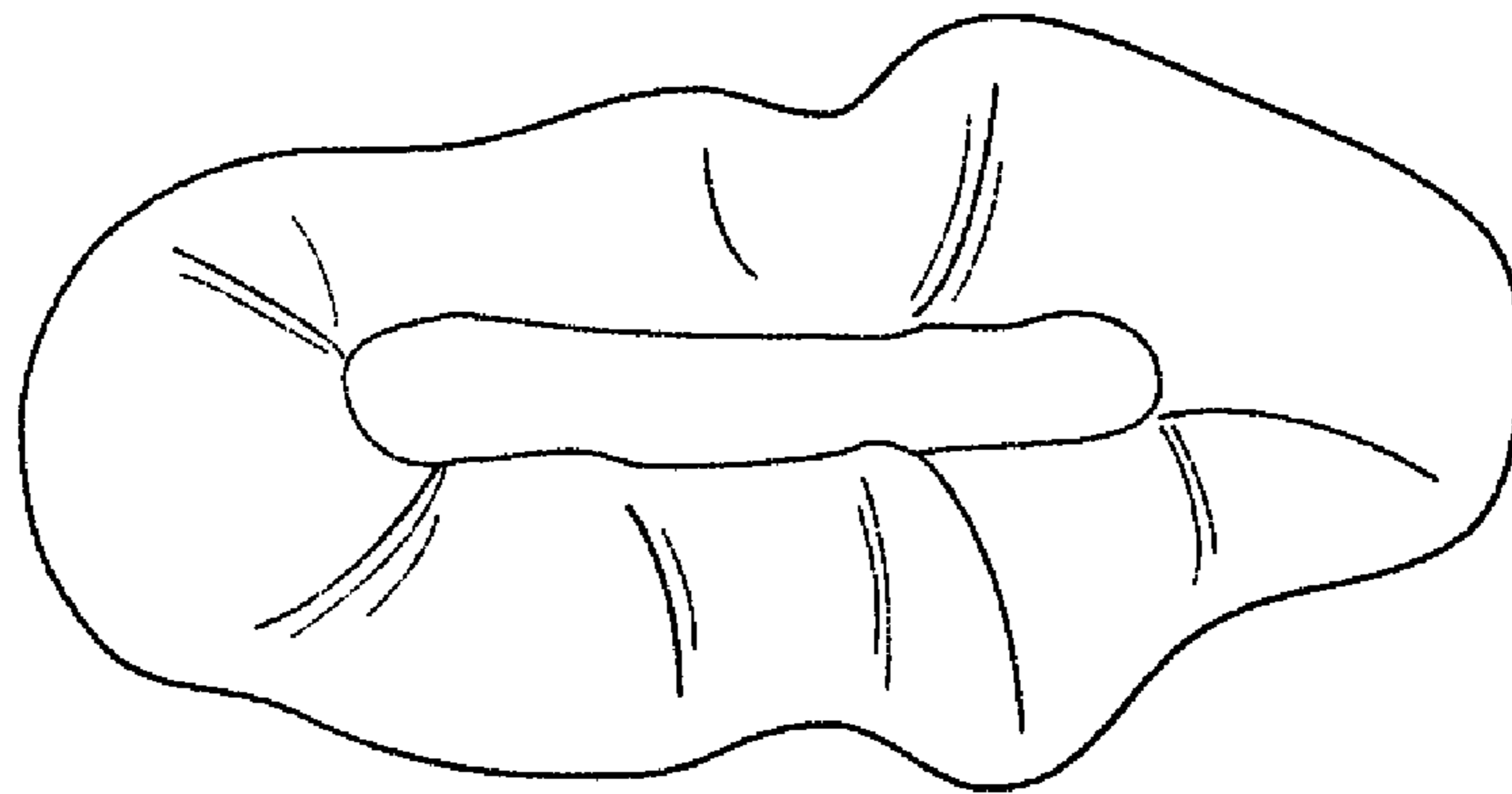


FIG. 4.

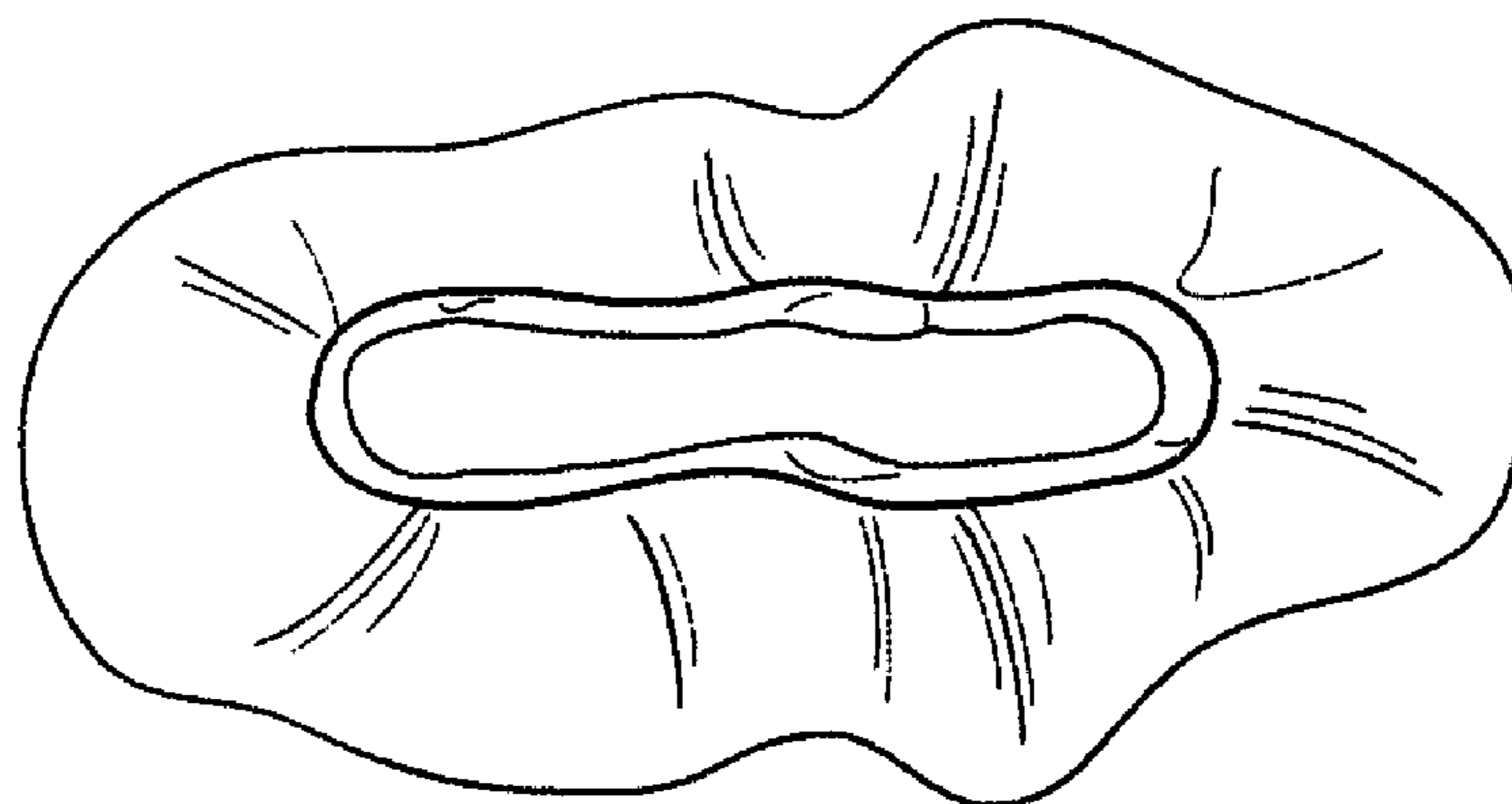


FIG. 5.




FIG. 6.