



US00D487965S

(12) **United States Design Patent**
Hardy

(10) **Patent No.:** **US D487,965 S**

(45) **Date of Patent:** **** Apr. 6, 2004**

(54) **SIDE ELEMENT OF A SHOE UPPER**

(75) Inventor: **Craig T. Hardy**, Los Angeles, CA (US)

(73) Assignee: **ACI International**, Los Angeles, CA (US)

(**) Term: **14 Years**

(21) Appl. No.: **29/179,068**

(22) Filed: **Apr. 4, 2003**

(51) **LOC (7) Cl.** **02-99**

(52) **U.S. Cl.** **D2/972**

(58) **Field of Search** D2/896, 902, 907,
D2/943, 944, 969, 972-974; 36/45, 50.1,
77 M, 77 R, 83, 88, 113, 114, 126-130

(56) **References Cited**

U.S. PATENT DOCUMENTS

D223,531 S	*	5/1972	McCarthy	D2/897
D272,012 S	*	1/1984	Trevisani	D2/972
D402,454 S	*	12/1998	Kelchak	D2/969
D436,720 S	*	1/2001	Debiase	D2/972
D449,426 S	*	10/2001	Pollastrelli	D2/907
D457,297 S	*	5/2002	Adams et al.	D2/969
D467,713 S	*	12/2002	Adams et al.	D2/969
D468,896 S	*	1/2003	Adams et al.	D2/969

D472,042 S	*	3/2003	Masullo	D2/972
D474,008 S	*	5/2003	Masullo	D2/969

* cited by examiner

Primary Examiner—Dominic Simone

(74) *Attorney, Agent, or Firm*—Greenburg Traurig LLP; Christopher Darrow

(57) **CLAIM**

The ornamental design for an side element of a shoe upper, as shown and described.

DESCRIPTION

FIG. 1 is a perspective view of an element of a shoe upper showing the new design;



FIG. 2 is a side elevational view thereof;

FIG. 3 is a perspective view of an alternative embodiment of the shoe upper of the new design; and,

FIG. 4 is a side elevational view of the alternative embodiment.

The even broken lines in FIGS. 1 and 2 represent design elements. The uneven broken lines surrounding the design element represent the bounds of the claimed design. The uneven broken lines in all figures showing the remainder of the shoe are for illustrative purposes only and form no part of the claimed design.

1 Claim, 4 Drawing Sheets



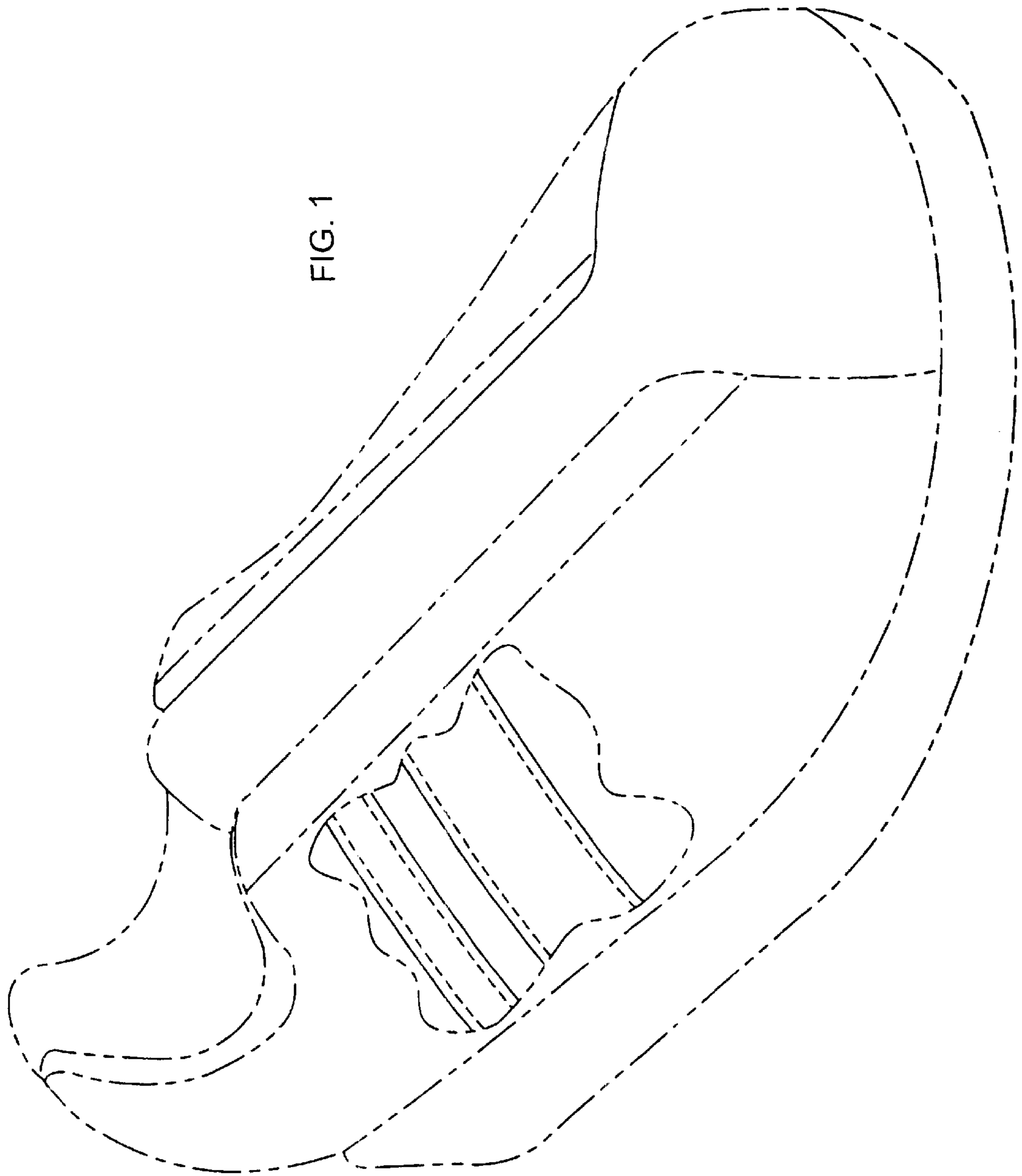
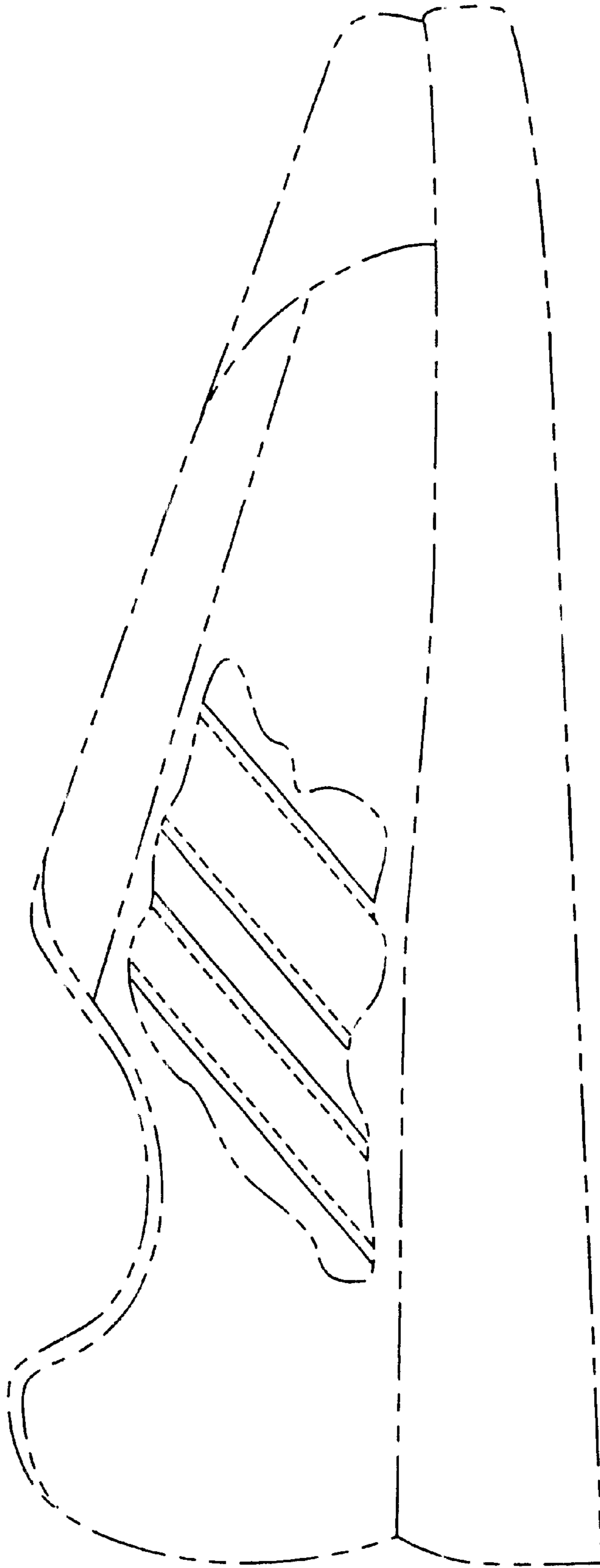


FIG. 2



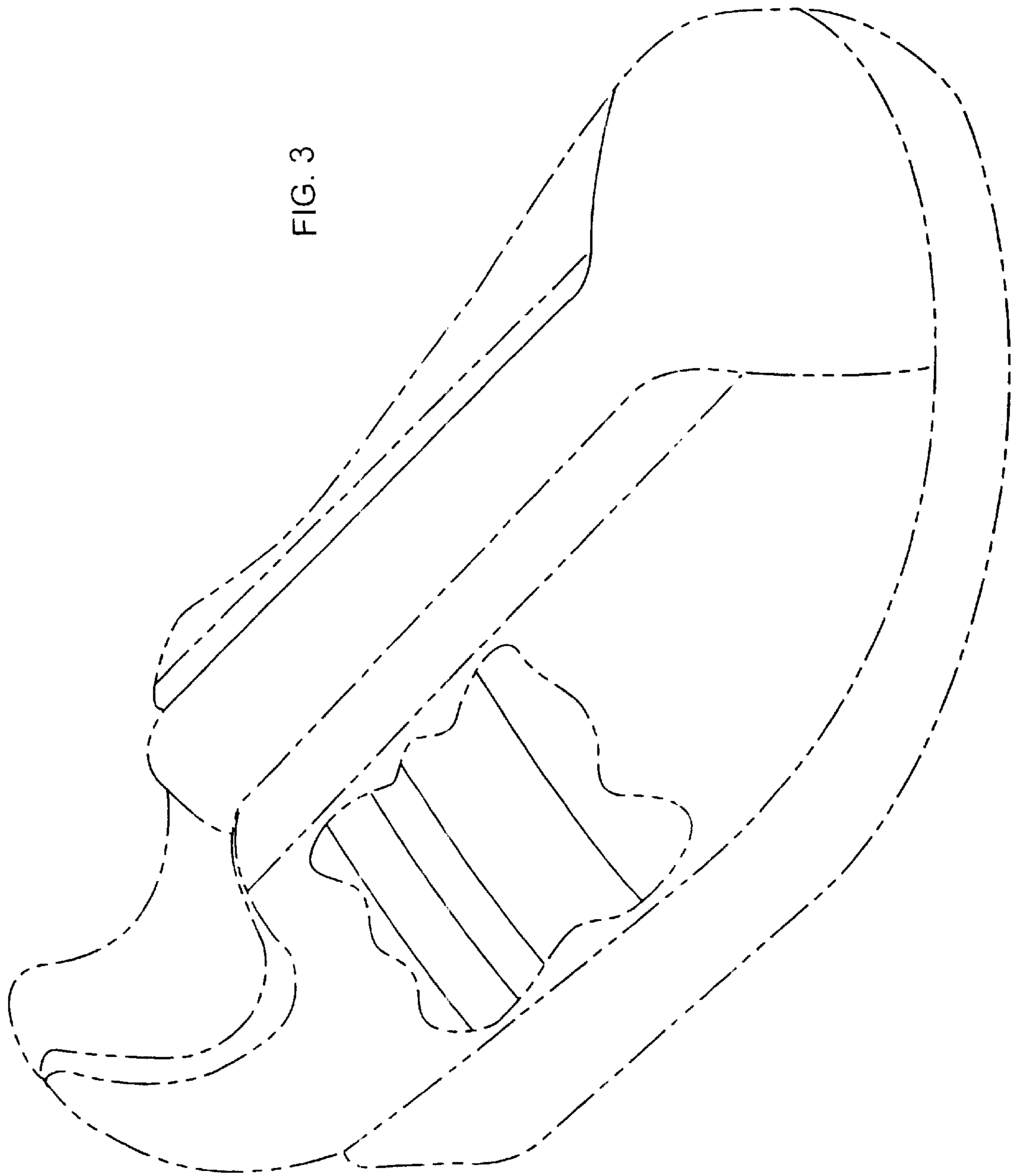


FIG. 3

FIG. 4

