



US00D487954S

(12) **United States Design Patent**  
**Hernandez**

(10) **Patent No.:** **US D487,954 S**

(45) **Date of Patent:** **\*\* Apr. 6, 2004**

(54) **SNEAKER SHOE WITH STRAP**

(76) **Inventor:** **Luis O Hernandez**, 75 Harbison Ave.,  
1st Floor, Hartford, CT (US) 06106

(\*\*) **Term:** **14 Years**

(21) **Appl. No.:** **29/168,879**

(22) **Filed:** **Oct. 11, 2002**

(51) **LOC (7) Cl.** ..... **02-04**

(52) **U.S. Cl.** ..... **D2/908**

(58) **Field of Search** ..... D2/896, 902, 907,  
D2/908, 912, 943, 944, 946, 969, 972,  
973; 36/45, 50.1, 77 M, 77 R, 83, 88, 113,  
114, 126-130

(56) **References Cited**

**U.S. PATENT DOCUMENTS**

D87,459 S	*	8/1932	Caldwell	.....	D2/973
D268,710 S	*	4/1983	Anderie	.....	D2/943
D270,111 S	*	8/1983	Migdow	.....	D2/907
D290,542 S	*	6/1987	O'Rourke	.....	D2/907
4,766,681 A	*	8/1988	O'Rourke et al.	.....	36/114
D318,752 S	*	8/1991	Jimenez	.....	D2/973
D334,275 S	*	3/1993	Miller et al.	.....	D2/902

D365,200 S	*	12/1995	Teague	.....	D2/969
D386,596 S	*	11/1997	Avar	.....	D2/972
D397,544 S	*	9/1998	Egelja	.....	D2/912
D401,756 S	*	12/1998	Avar	.....	D2/972
D414,320 S	*	9/1999	Brent	.....	D2/969
D420,498 S	*	2/2000	Wilson	.....	D2/969

\* cited by examiner

*Primary Examiner*—Dominic Simone

(57) **CLAIM**

The ornamental design for a sneaker shoe with strap, as shown and described.

**DESCRIPTION**

FIG. 1 is a right side elevational view of a sneaker shoe with strap showing my new design.

FIG. 2 is a left side elevational view of the sneaker shoe with strap.

FIG. 3 is a rear elevational view of the sneaker shoe with strap.

FIG. 4 is a front elevational view of the sneaker shoe with strap.

FIG. 5 is a top plan view of the sneaker shoe with strap; and, FIG. 6 is a bottom plan view of the sneaker shoe with strap.

**1 Claim, 3 Drawing Sheets**





FIG. 1




FIG. 2

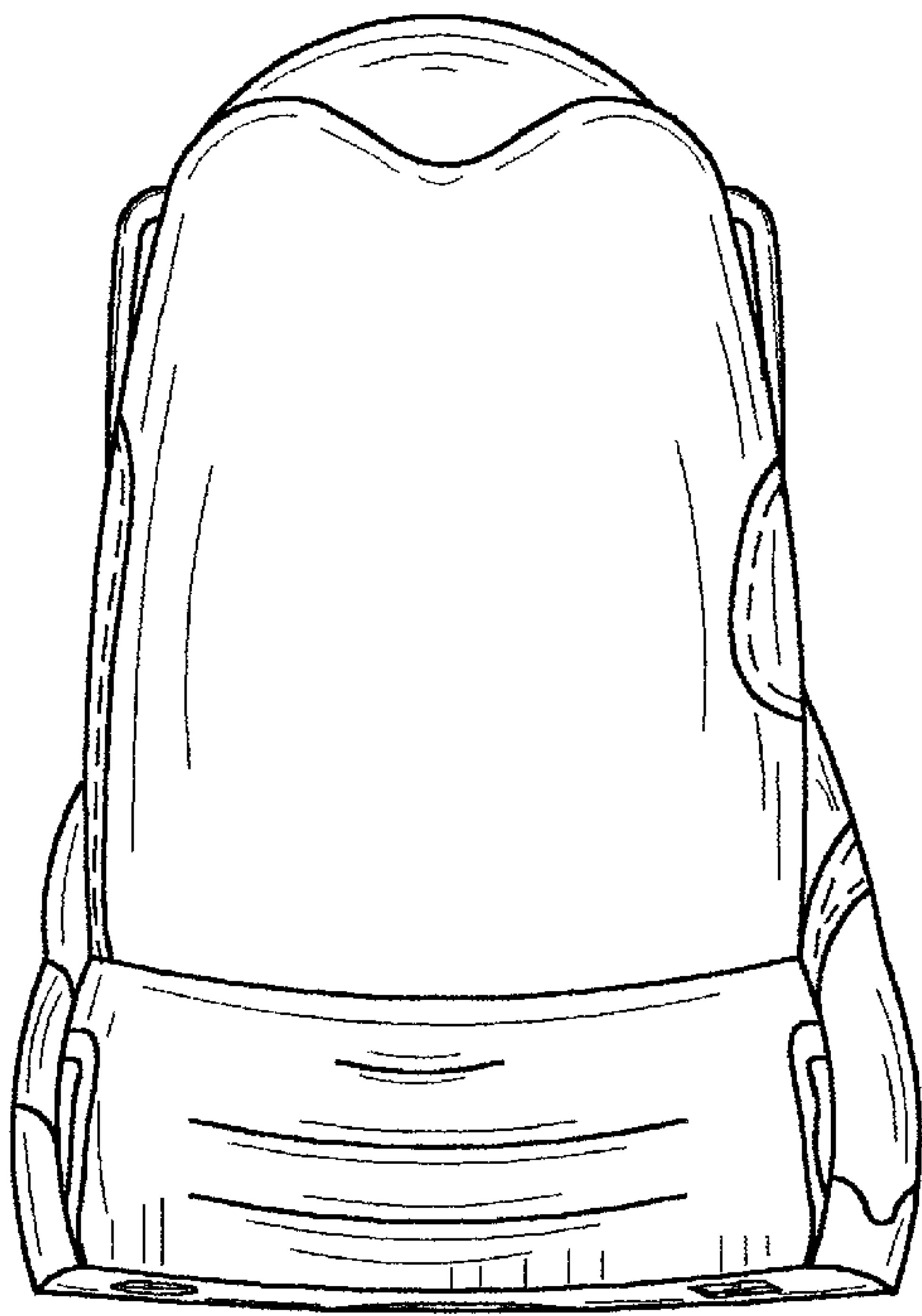


FIG. 3

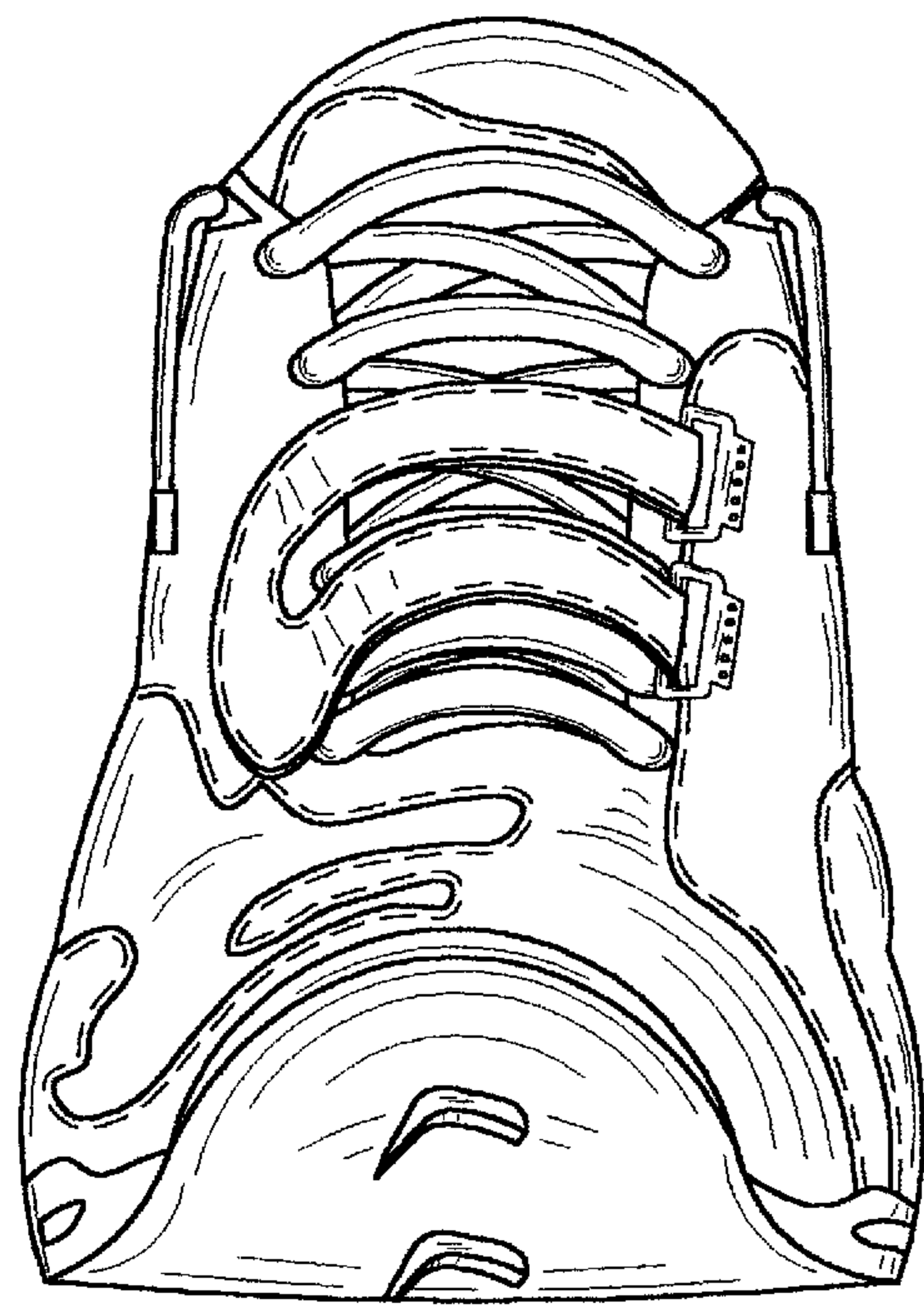


FIG. 4



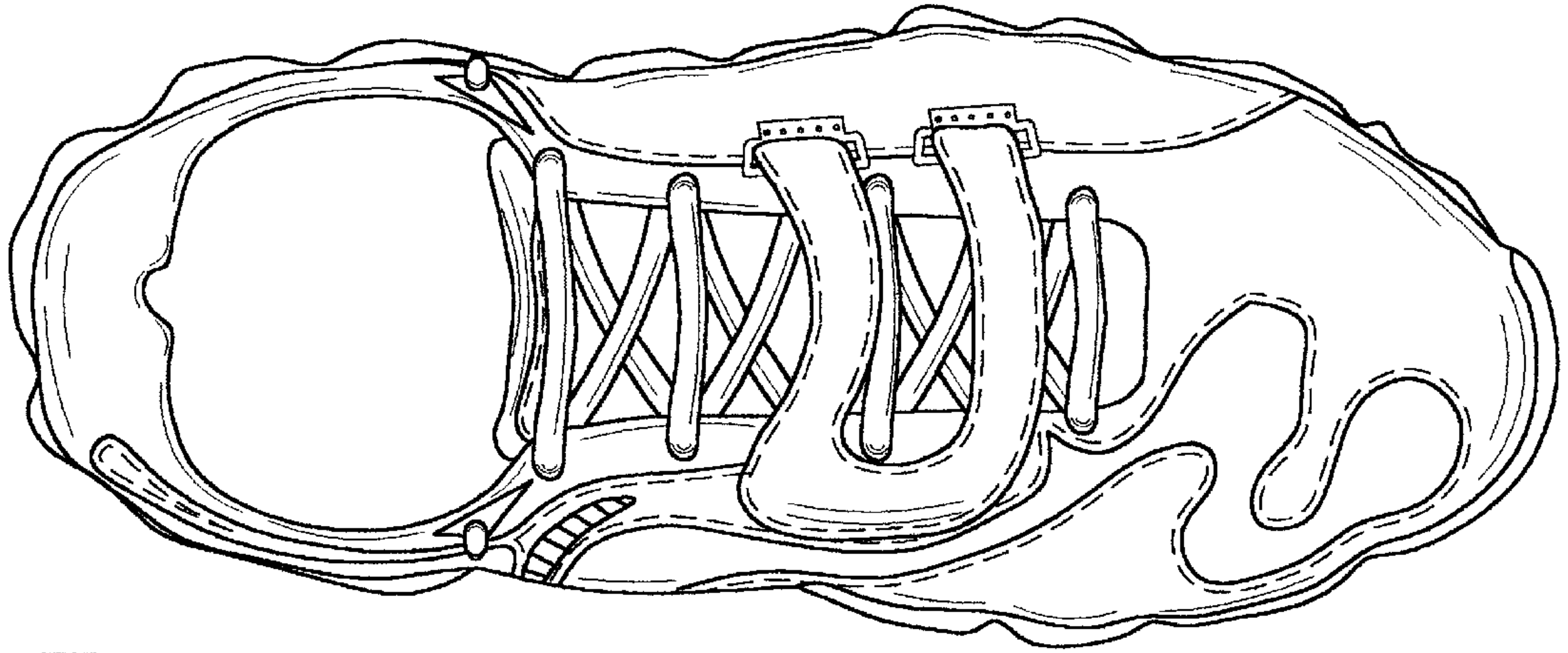


FIG. 5




FIG. 6