



US00D487948S

(12) **United States Design Patent**
Kent

(10) **Patent No.:** **US D487,948 S**

(45) **Date of Patent:** **** Mar. 30, 2004**

(54) **UPRIGHT VACUUM CLEANER**

FOREIGN PATENT DOCUMENTS

(75) Inventor: **Andrew John Kent**, Tsuen Wan (HK)

GB 2092999 6/2000

(73) Assignee: **Techtronic Industries Co., Ltd.**, Tsuen Wan (HK)

* cited by examiner

(**) Term: **14 Years**

Primary Examiner—Ruth McInroy

(74) *Attorney, Agent, or Firm*—Leydig, Voit & Mayer, Ltd.

(21) Appl. No.: **29/182,589**

(57) **CLAIM**

(22) Filed: **May 30, 2003**

The ornamental design for an upright vacuum cleaner, as described and shown.

(51) **LOC (7) Cl.** **15-05**

DESCRIPTION

(52) **U.S. Cl.** **D32/32**

FIG. 1 is a perspective view of an upright vacuum cleaner of the present invention.

(58) **Field of Search** D32/38-39, 21-22, D32/25, 31-34; 15/350-351, 347, 363, 41.1, 410, 412, 415.1-422, 422.1, 398, 400, 320-322, 1.7

FIG. 2 is a front view of the upright vacuum cleaner of FIG. 1.

FIG. 3 is a rear side view of the upright vacuum cleaner of FIG. 1.

(56) **References Cited**

U.S. PATENT DOCUMENTS

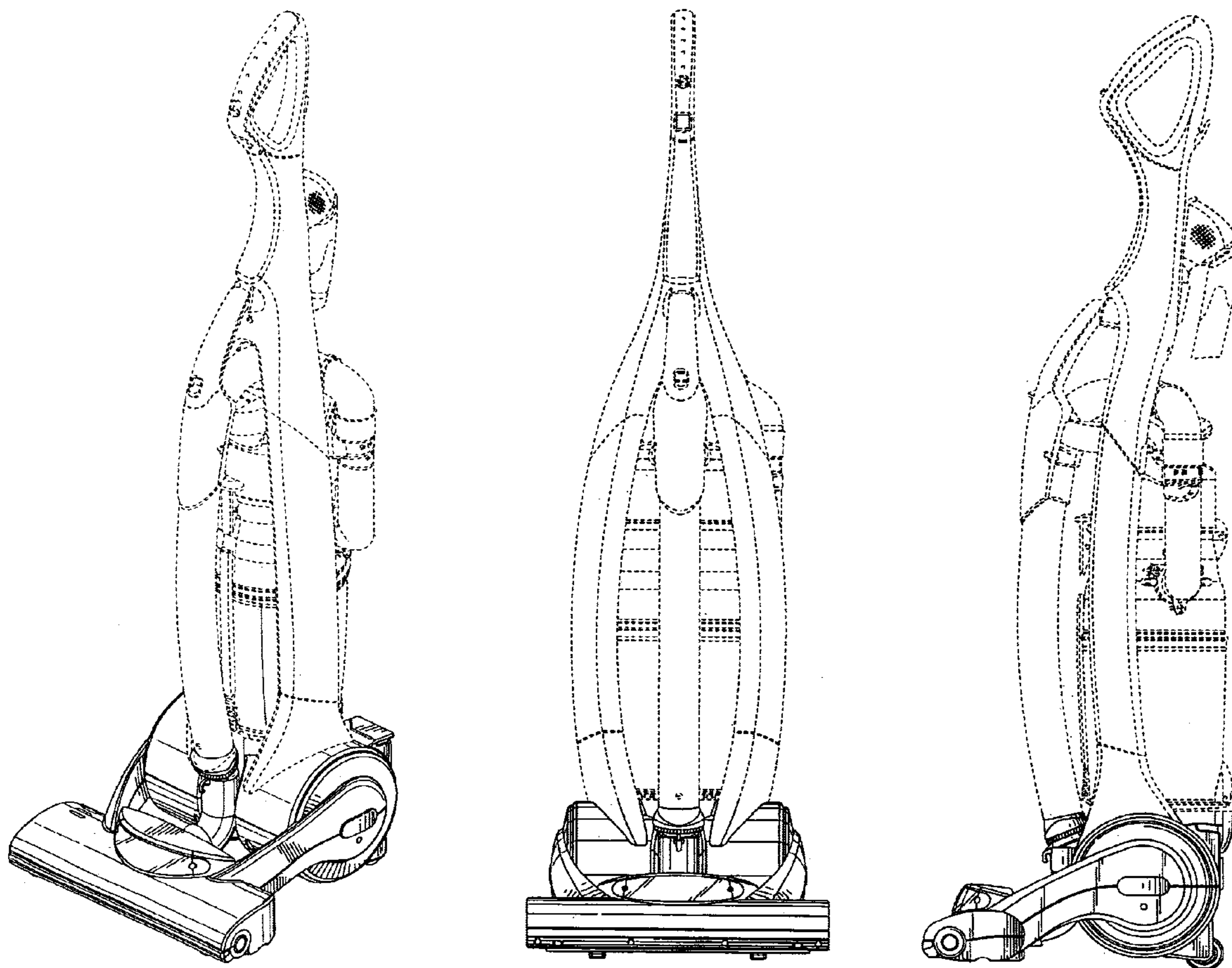
D426,357 S	*	6/2000	Tsuruha et al.	D32/22
D462,813 S	*	9/2002	Nakano et al.	D32/22
D469,936 S	*	2/2003	Mchaffey	D32/32
D469,937 S	*	2/2003	Leyden	D32/32
D481,845 S	*	11/2003	Leyden et al.	D32/32

FIG. 4 is a right side view of the upright vacuum cleaner of FIG. 1; and,

FIG. 5 is a left side view of the upright vacuum cleaner of FIG. 1.

The broken line showing of the environment is for illustrative purpose only and forms no part of the claimed design.

1 Claim, 3 Drawing Sheets



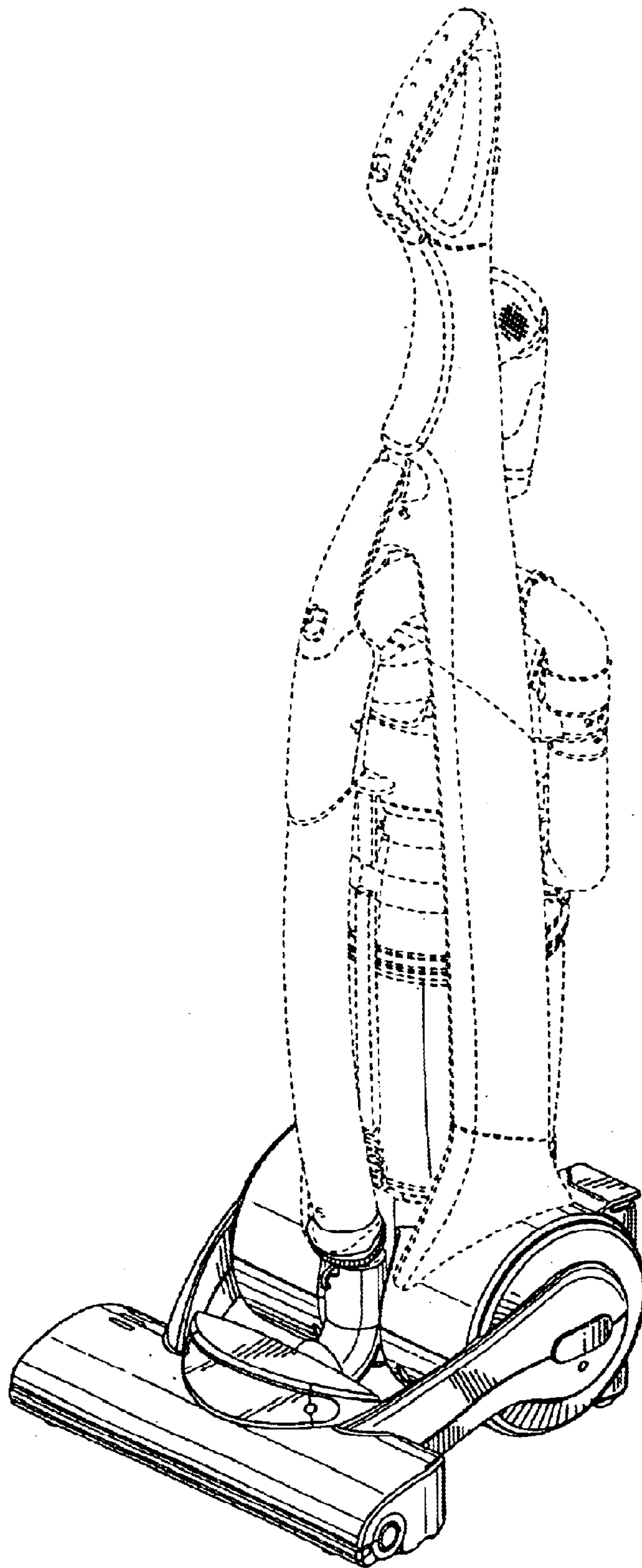


FIG. 1

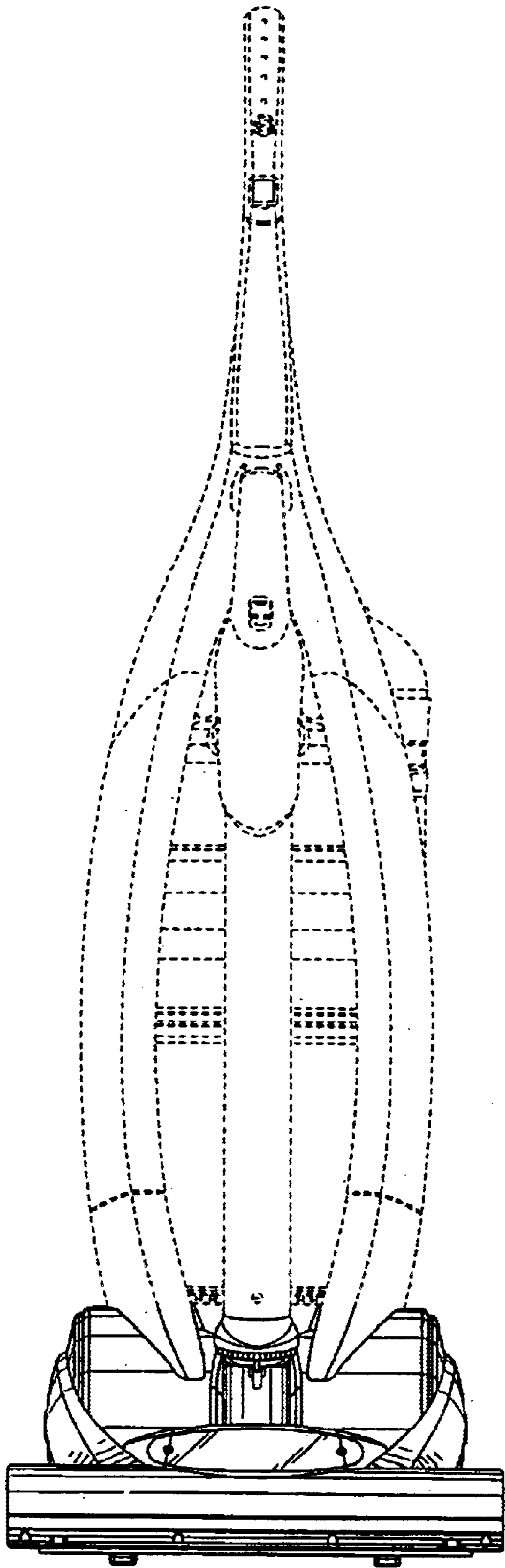


FIG. 2

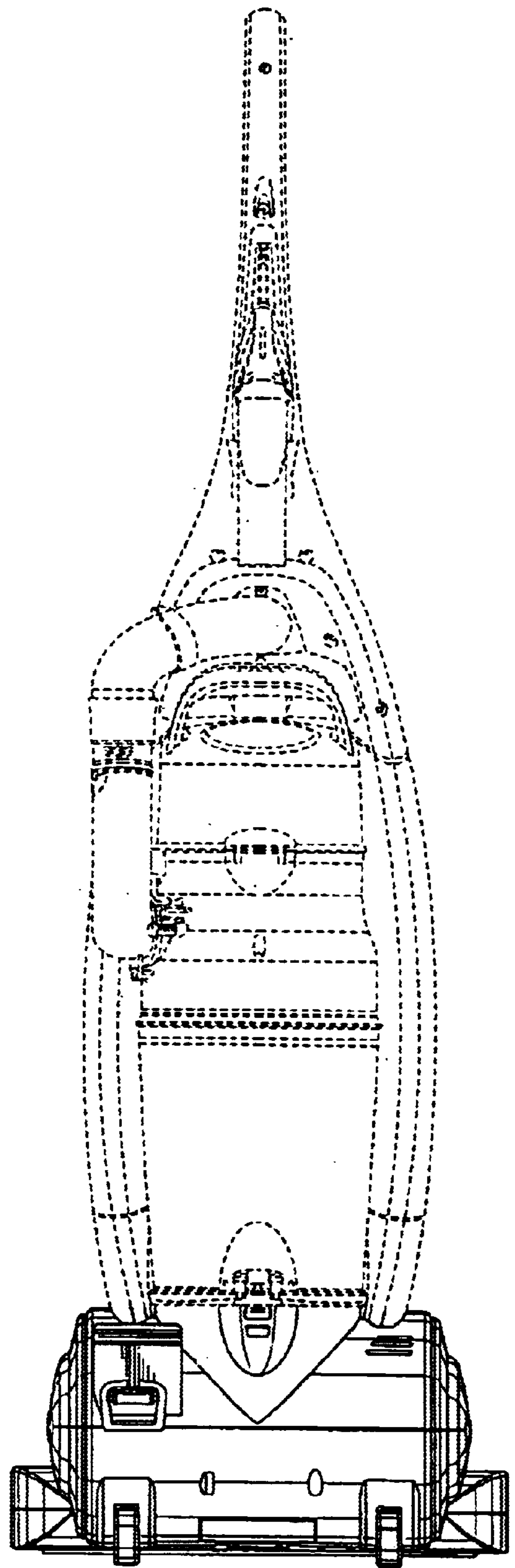


FIG. 3

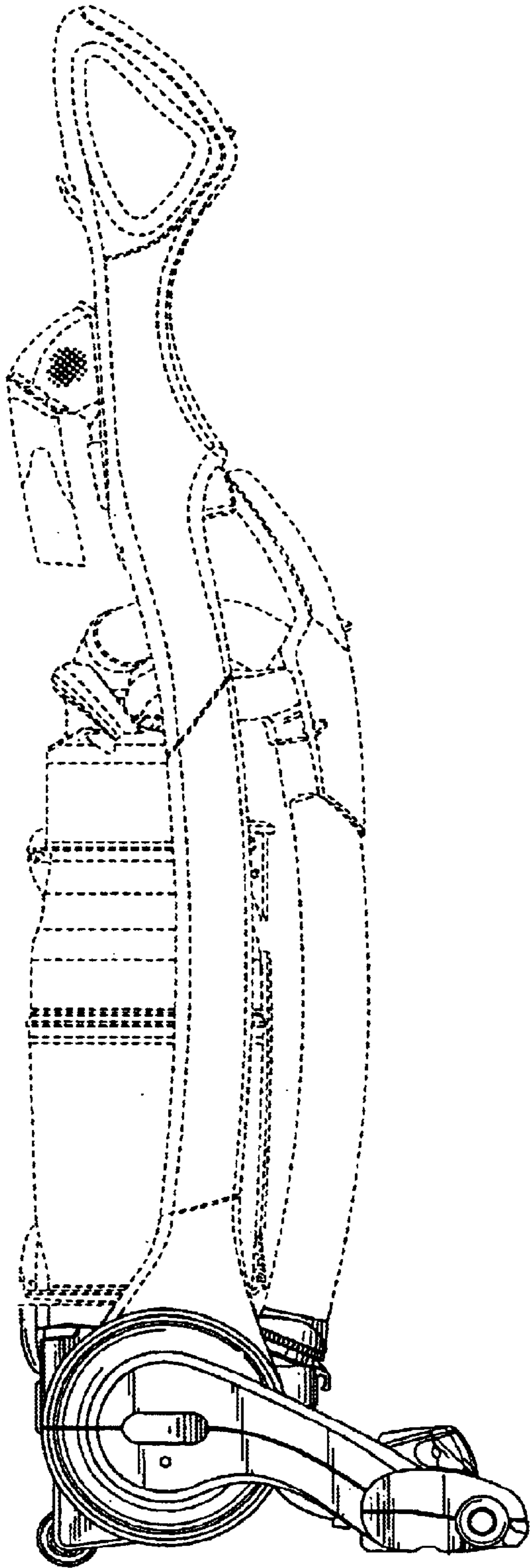


FIG. 4

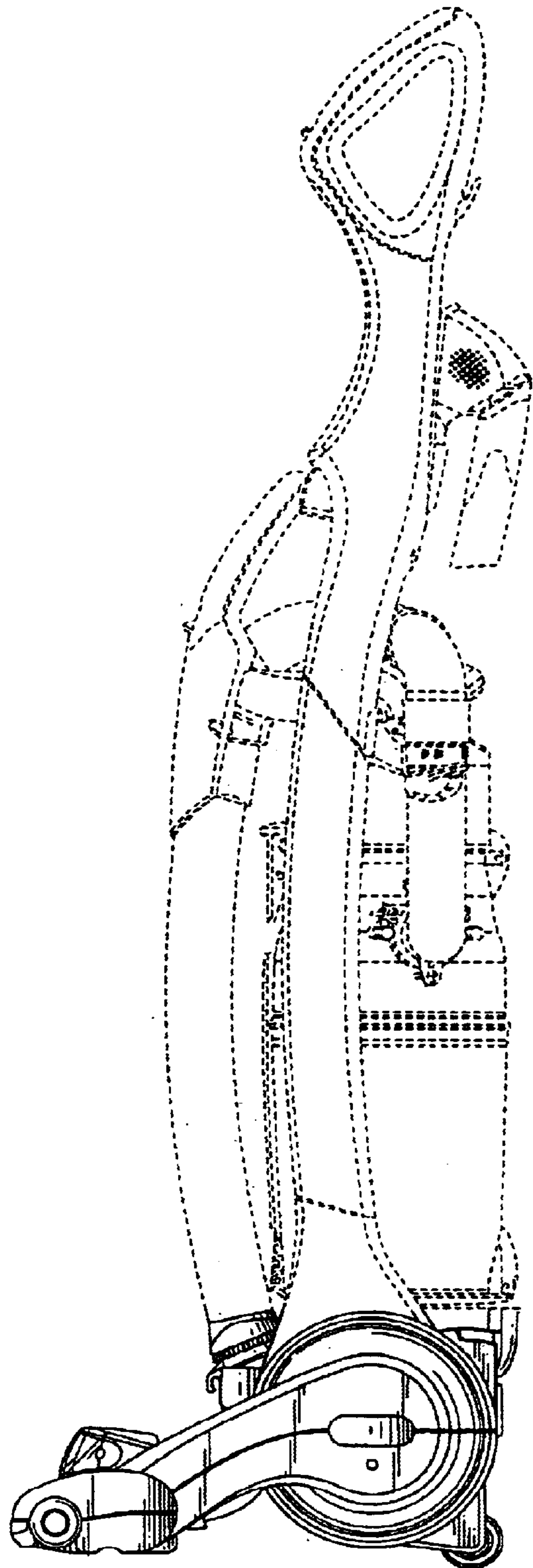


FIG. 5