



US00D487945S

(12) **United States Design Patent**
Anthony et al.

(10) **Patent No.:** **US D487,945 S**
(45) **Date of Patent:** **** Mar. 30, 2004**

(54) **ECTOPARASITE REMOVAL COMB**
(75) Inventors: **Frank A. Anthony**, Memphis, TN
(US); **Heidi N. Graham**, Cordova, TN
(US); **Rebecca A. Hegner**, West
Chester, PA (US); **Harold A. Howlett**,
Nesbit, MS (US)

(73) Assignee: **Schering-Plough HealthCare Products,
Inc.**, Memphis, TN (US)

(**) Term: **14 Years**

(21) Appl. No.: **29/179,899**

(22) Filed: **Apr. 16, 2003**

(51) **LOC (7) Cl.** **28-03**

(52) **U.S. Cl.** **D28/29; D28/30**

(58) **Field of Search** D28/21-31, 34;
D30/159; 132/219, 139, 150, 158, 161,
149, 112-116, 125; 119/626, 632, 633,
613, 616

(56) **References Cited**

U.S. PATENT DOCUMENTS

D159,106 S	6/1950	Stamp	D4/117
D195,393 S	6/1963	Safianoff	D28/29
D197,588 S	2/1964	Macon	D28/25
D211,677 S	7/1968	Bulow	D28/29
3,473,540 A	10/1969	Bulow	132/139
D278,863 S	* 5/1985	Bradley	D4/108
4,566,472 A	1/1986	Mueller et al.	132/112

D289,567 S	4/1987	O'Connor et al.	D28/25
5,152,306 A	10/1992	Stephan	132/139
D372,337 S	* 7/1996	Esposito	D28/24
D391,018 S	2/1998	Zito	D28/30
D480,835 S	10/2003	Hegner et al.	D28/29

FOREIGN PATENT DOCUMENTS

CH 181654 4/1936

OTHER PUBLICATIONS

Mademoiselle, Sep. 1975, p. 159, comb second from left,
middle of page.

* cited by examiner

Primary Examiner—Lucy Lieberman

(74) *Attorney, Agent, or Firm*—Robert A. Franks

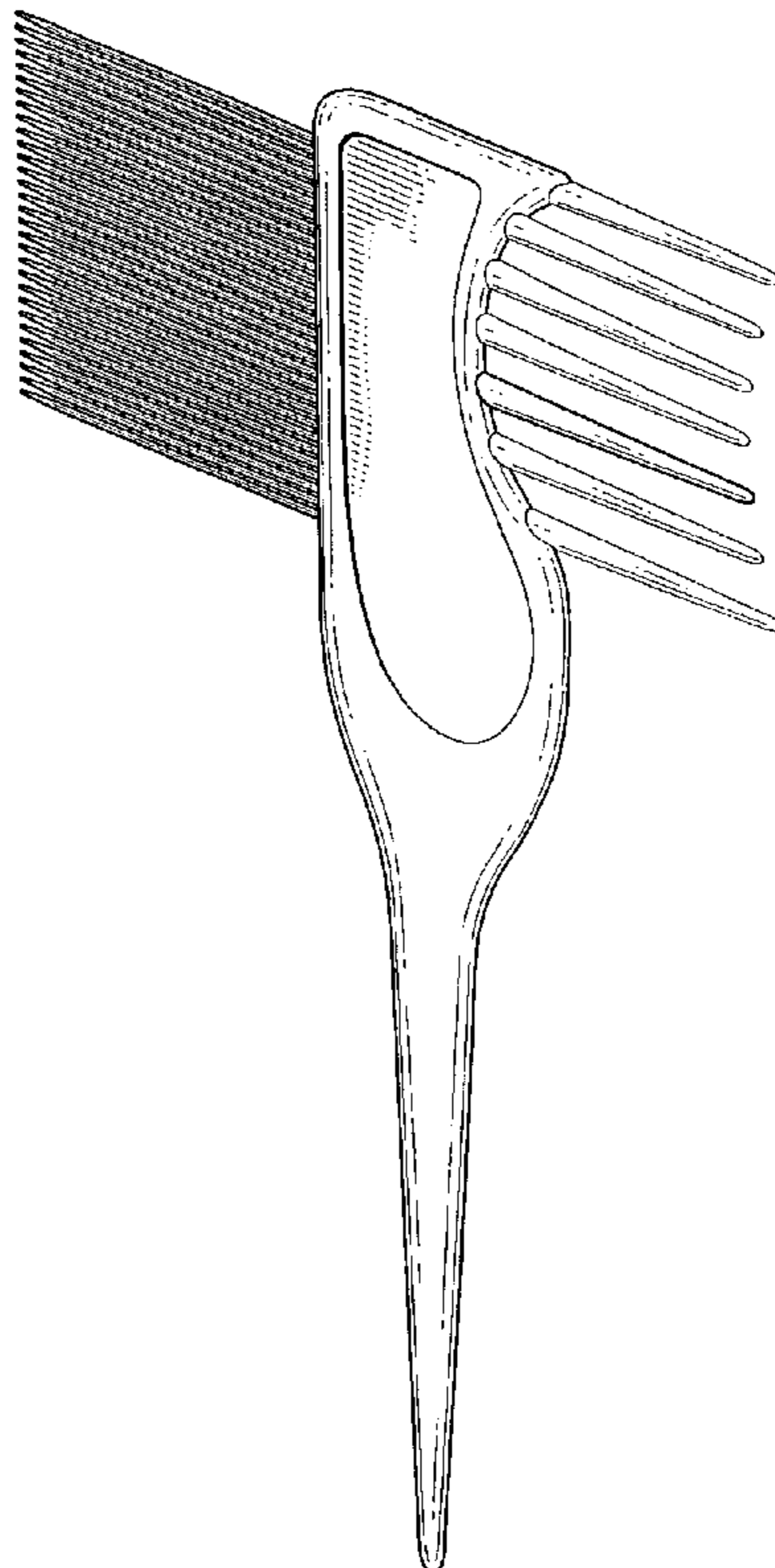
(57) **CLAIM**

The ornamental design for an ectoparasite removal comb, as
shown and described.

DESCRIPTION

FIG. 1 is a left side perspective view of an ectoparasite
removal comb, showing our new design;
FIG. 2 is a left side elevation thereof;
FIG. 3 is a right side elevation thereof;
FIG. 4 is a rear elevation thereof;
FIG. 5 is a front elevation thereof;
FIG. 6 is a top plan view thereof; and,
FIG. 7 is a bottom plan view thereof.

1 Claim, 6 Drawing Sheets



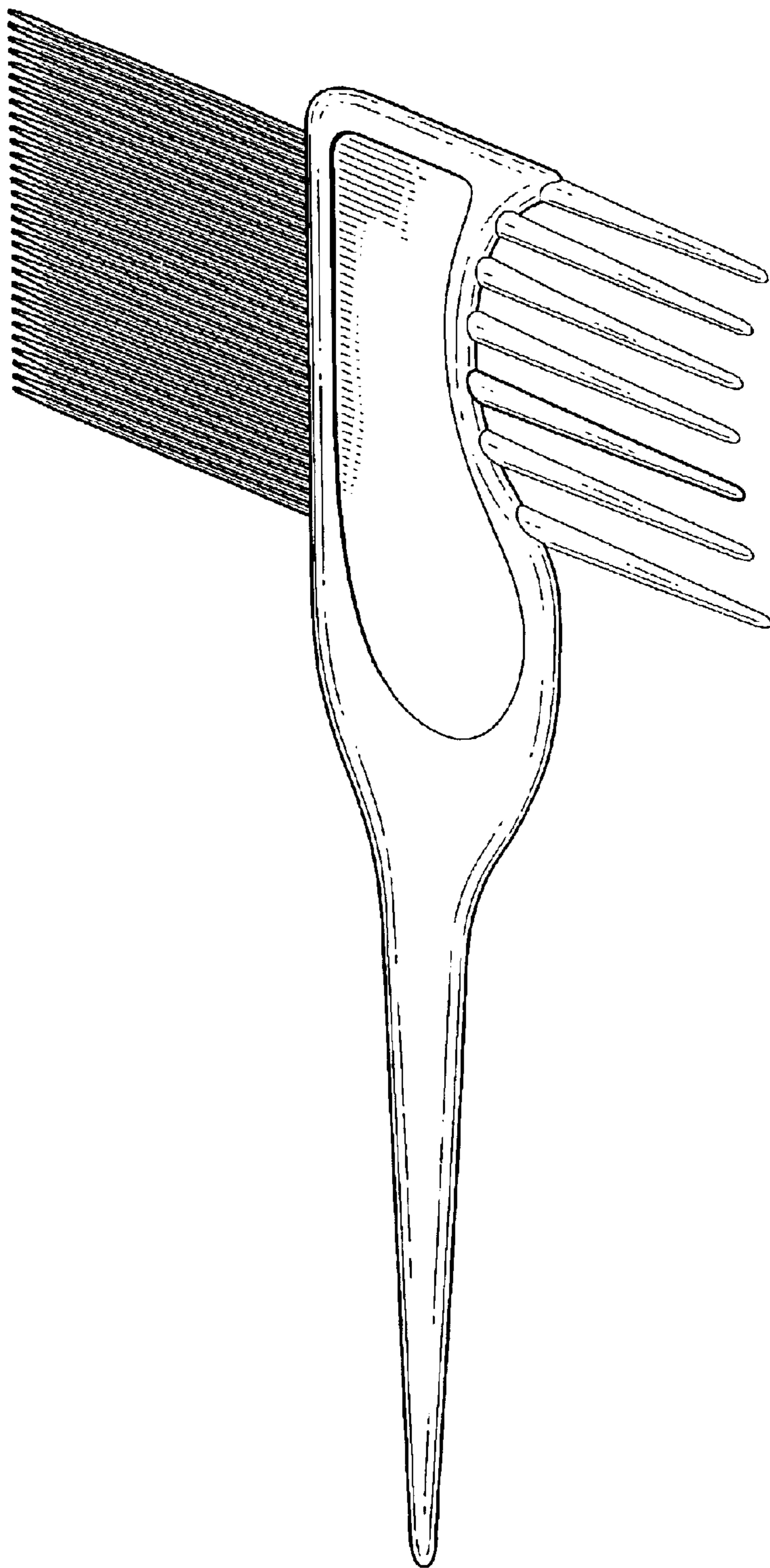


FIG. 1

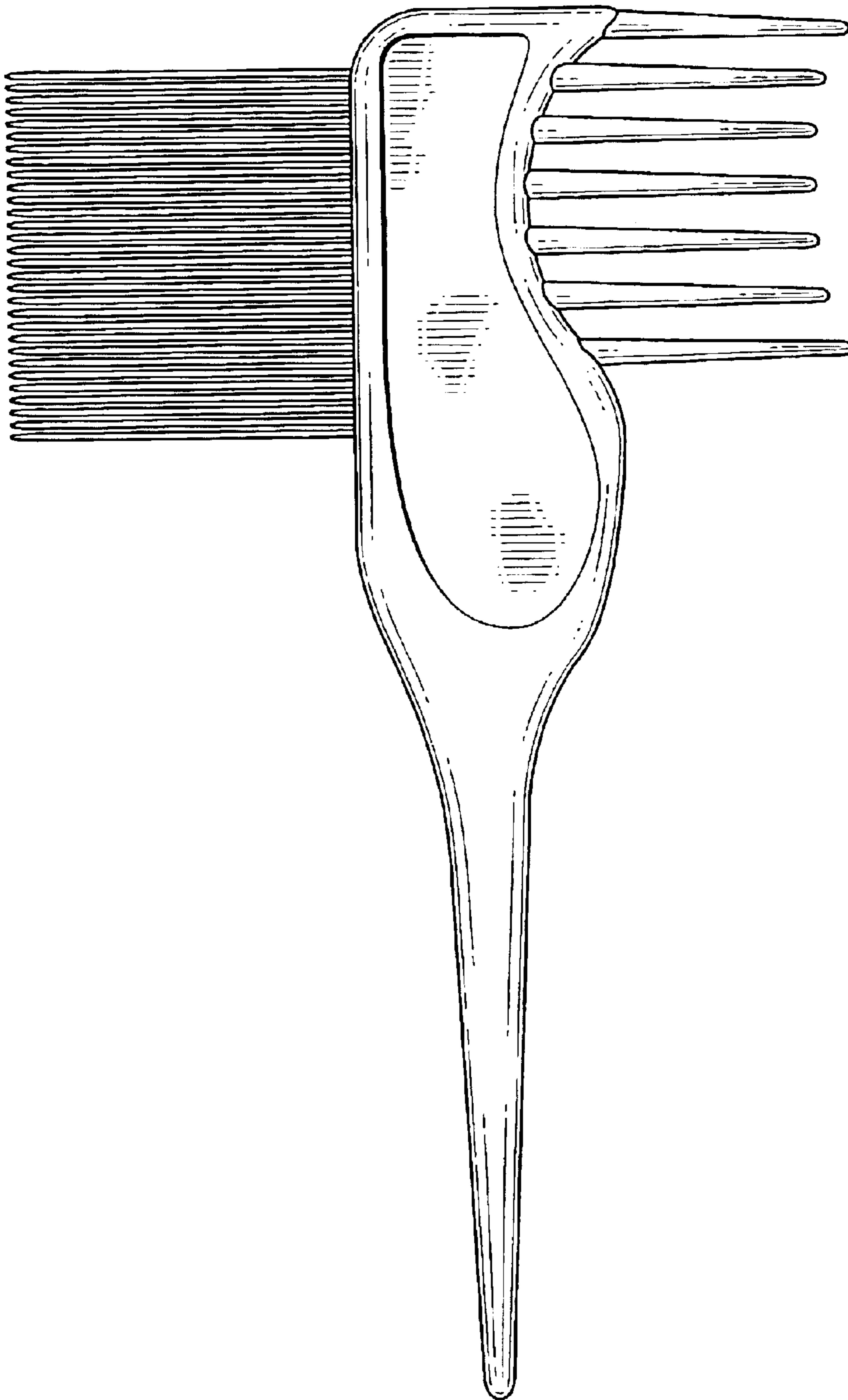


FIG. 2

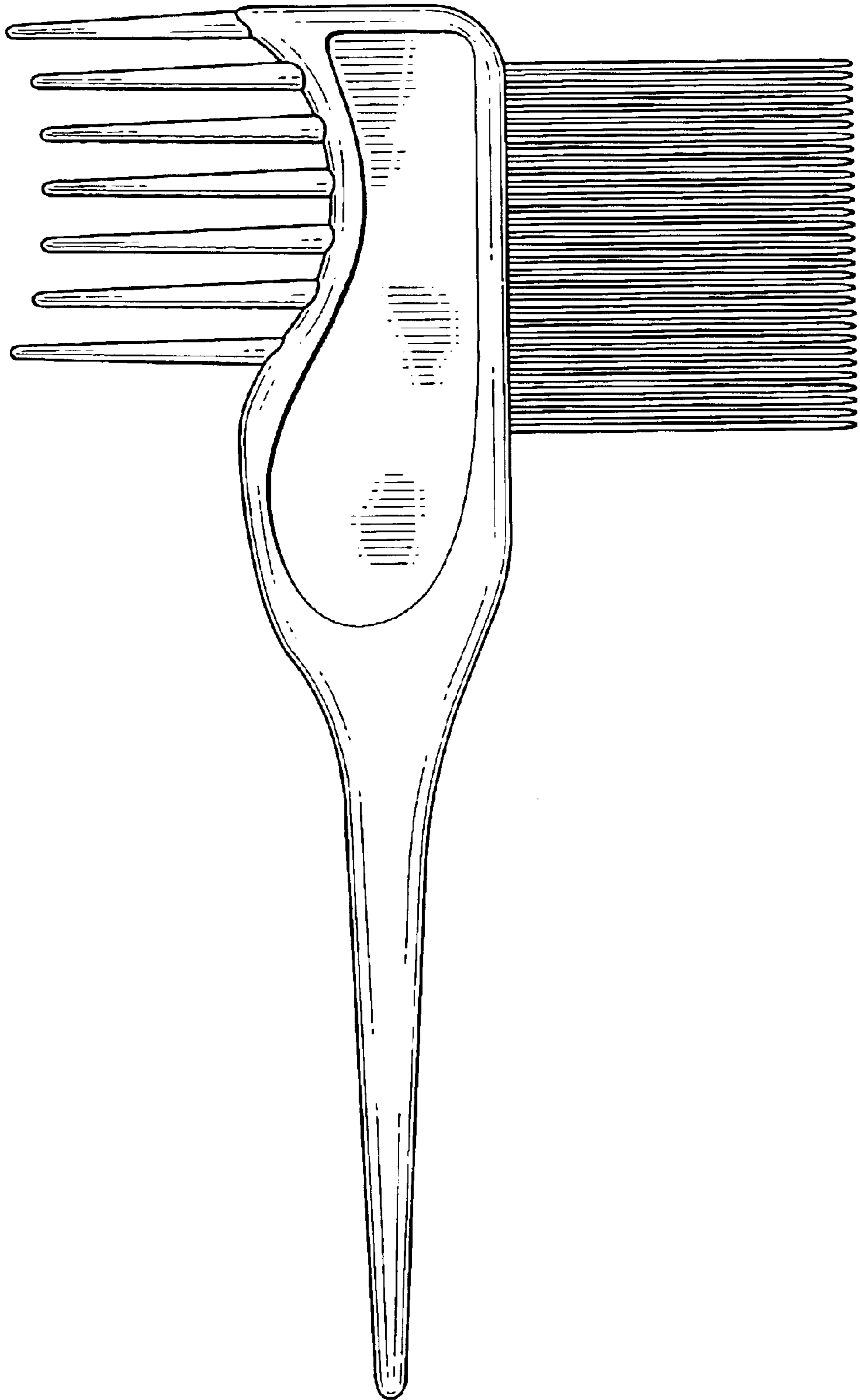


FIG. 3

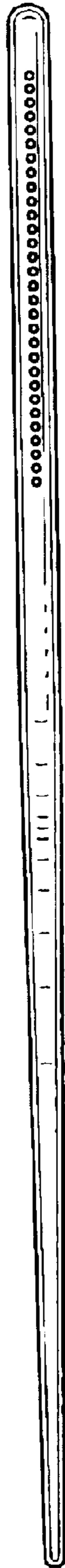


FIG. 4

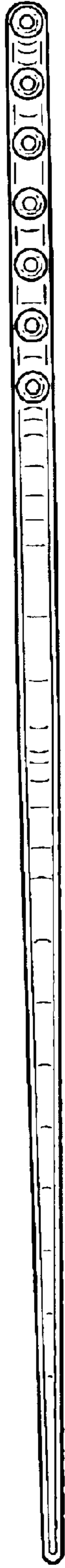


FIG. 5




FIG. 6



FIG. 7