



US00D487901S

(12) **United States Design Patent**  
**Kasperik et al.**

(10) **Patent No.:**

**US D487,901 S**

(45) **Date of Patent:**

**\*\* Mar. 30, 2004**

(54) **CUTTING INSERT**

(75) Inventors: **James Robert Kasperik**, Latrobe, PA (US); **John P. Brosnahan**, North Huntingdon, PA (US)

(73) Assignee: **Kennametal Inc.**, Latrobe, PA (US)

(\*\*) Term: **14 Years**

(21) Appl. No.: **29/182,489**

(22) Filed: **May 28, 2003**

(51) **LOC (7) Cl.** ..... **15-09**

(52) **U.S. Cl.** ..... **D15/139**

(58) **Field of Search** ..... D15/127, 130,  
D15/138-39; 407/113-17

(56) **References Cited**

**U.S. PATENT DOCUMENTS**

4,318,645	A	*	3/1982	McCreery	.....	407/114
5,122,017	A	*	6/1992	Niebauer	.....	407/114
5,207,748	A	*	5/1993	Katbi et al.	.....	407/114
D357,692	S	*	4/1995	Ishikawa et al.	.....	D15/139
D423,024	S	*	4/2000	Hartlohner et al.	.....	D15/139
D424,074	S	*	5/2000	Nelson	.....	D15/139
D426,562	S	*	6/2000	Kasperik et al.	.....	D15/139
D435,570	S	*	12/2000	Hartlohner et al.	.....	D15/139

**OTHER PUBLICATIONS**

Kennametal Lathe Tooling Catalog 1010, Kennametal Inc., 2001, 13 pages (Front & Back Covers, pp. 52, 53, 64, 65, 74, 75, 84, 85, 94, 95, and Back Inside Cover).

\* cited by examiner

*Primary Examiner*—Brian N. Vinson

(74) *Attorney, Agent, or Firm*—Larry R. Meenan

(57) **CLAIM**

The ornamental design for a cutting insert, as shown and described.

**DESCRIPTION**

FIG. 1 is a front, perspective view of a cutting insert showing our new design;

FIG. 2 is a rear, perspective view of the cutting insert of FIG. 1;

FIG. 3 is a top view of the cutting insert of FIG. 1;

FIG. 4 is a bottom view of the cutting insert of FIG. 1;

FIG. 5 is a left side view of the cutting insert of FIG. 1;

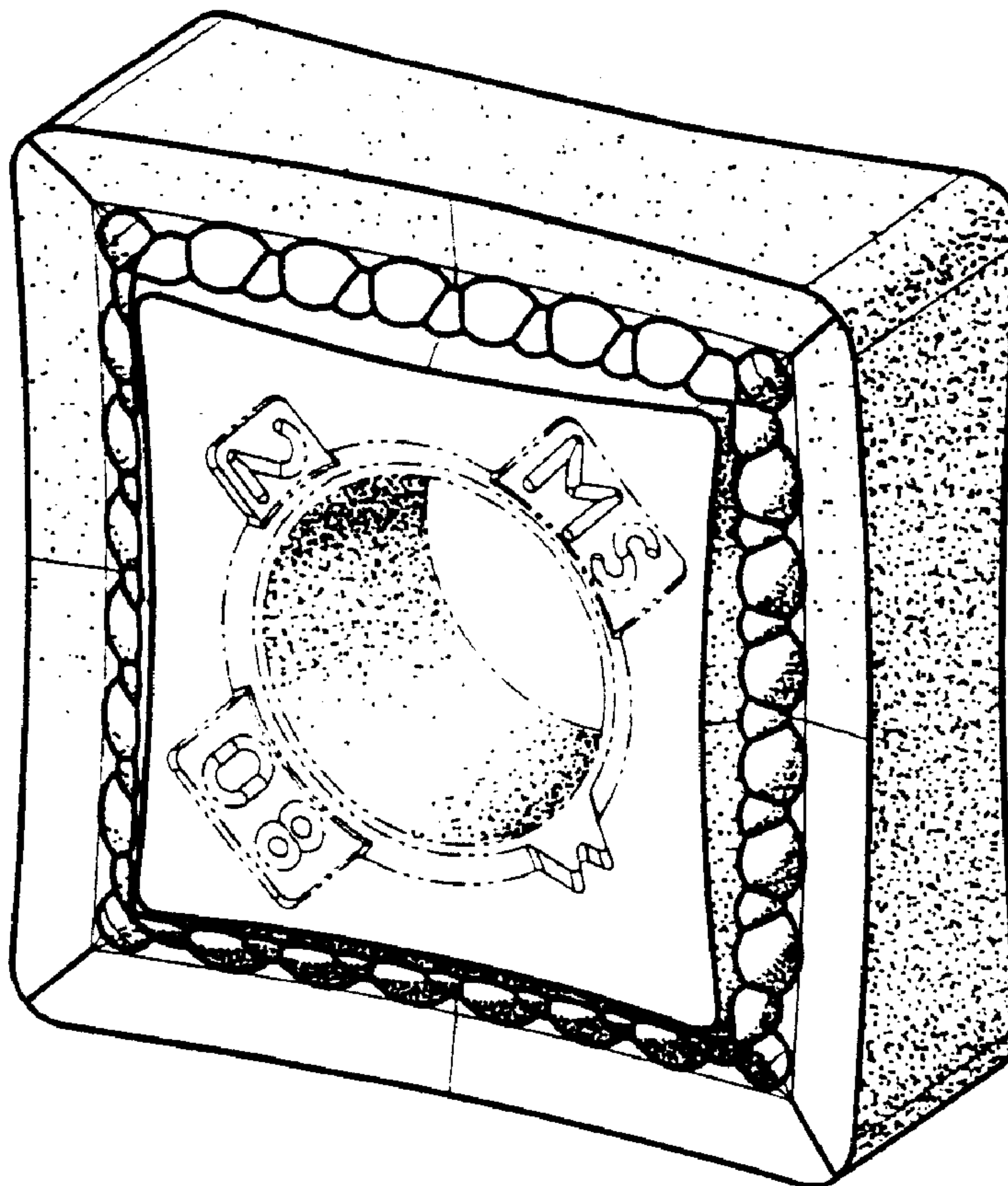
FIG. 6 is a right side view of the cutting insert of FIG. 1;

FIG. 7 is a top view of the cutting insert of FIG. 1; and,

FIG. 8 is a rear view of the cutting insert of FIG. 1.

The broken-line disclosure in the views is for illustrative purposes only and forms no part of the claimed design.

**1 Claim, 2 Drawing Sheets**



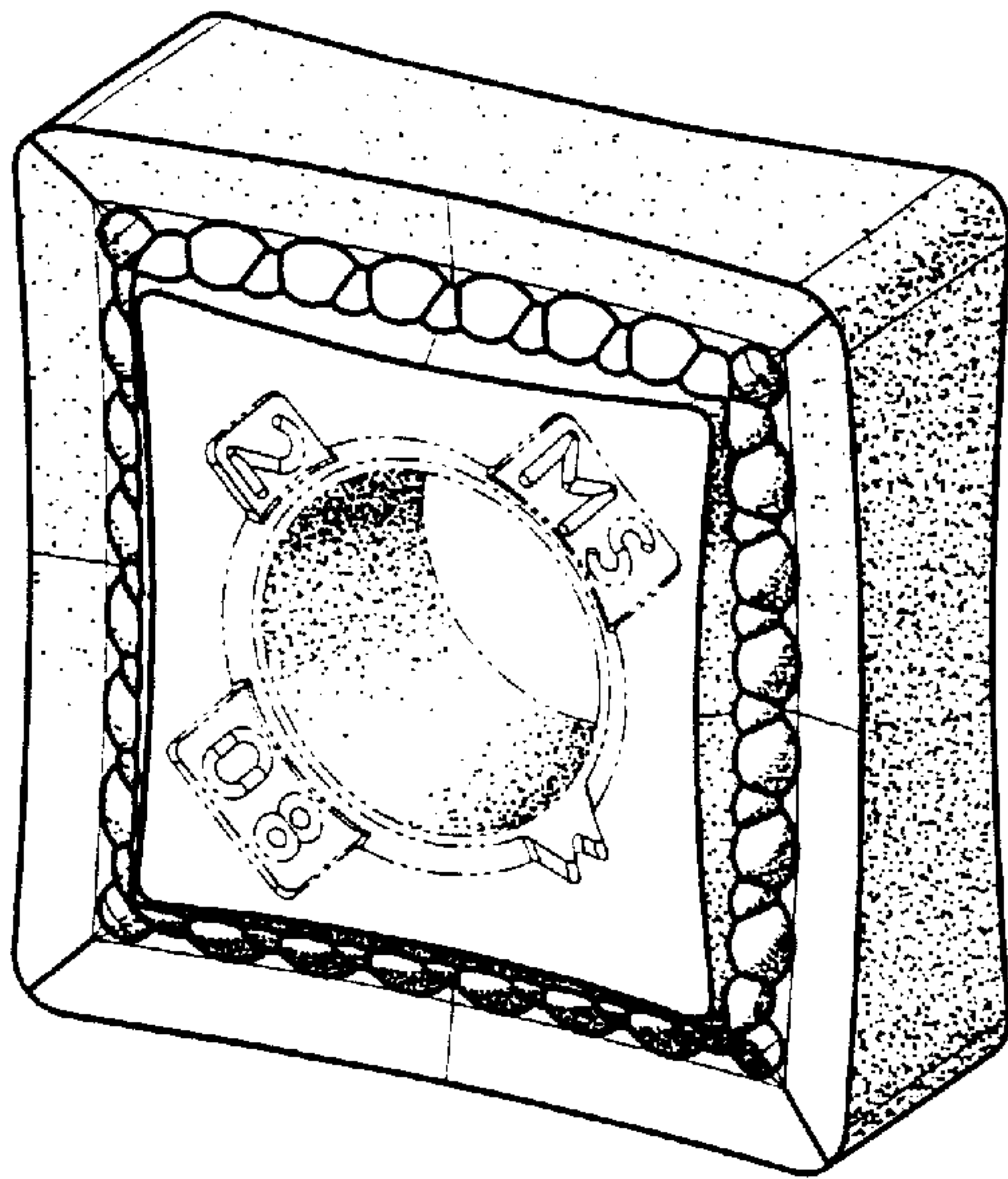


FIG. 1

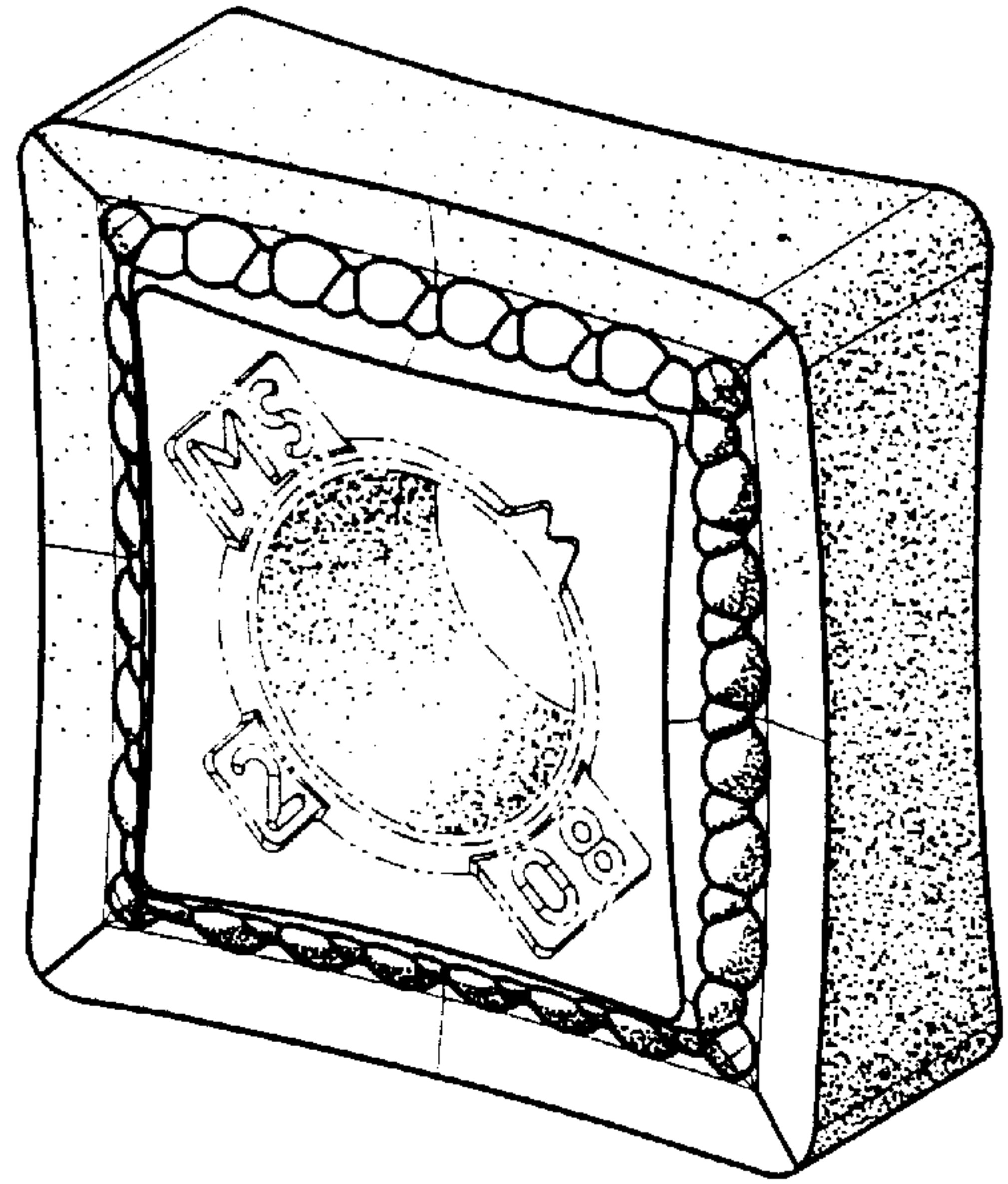


FIG. 2

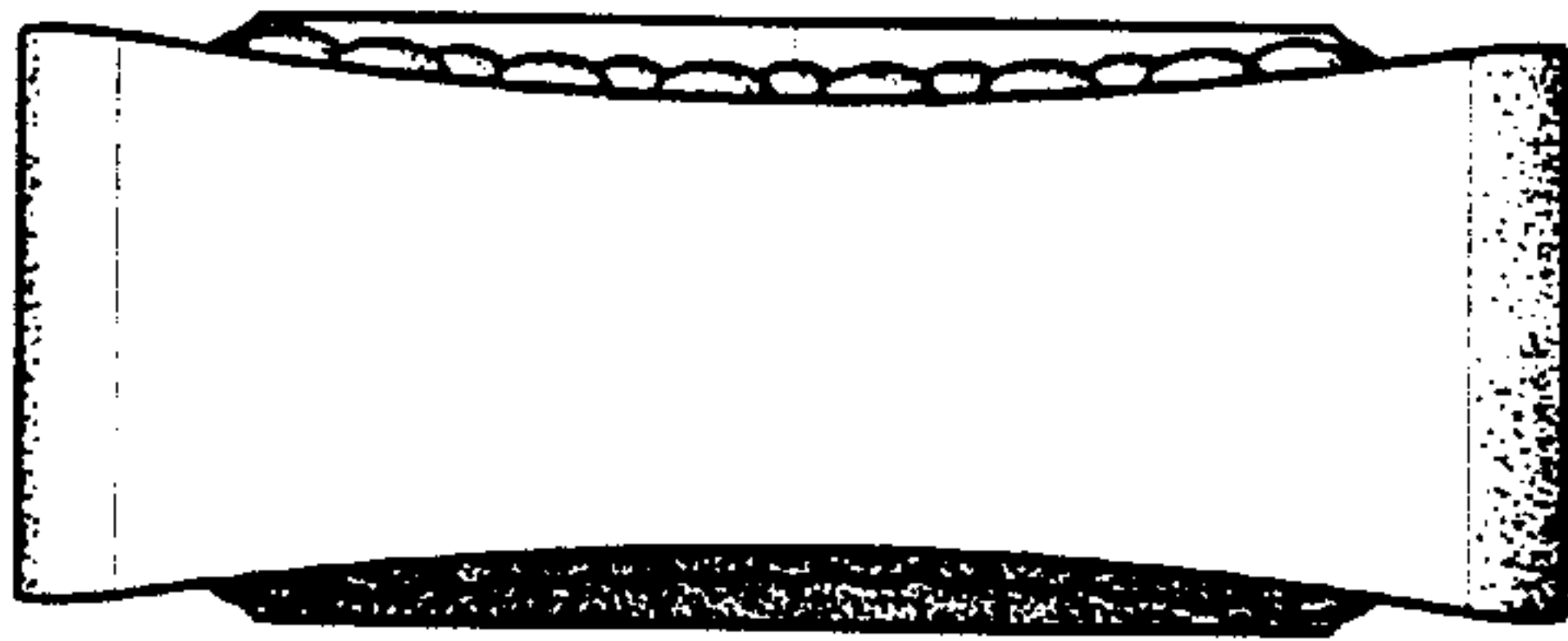


FIG. 3

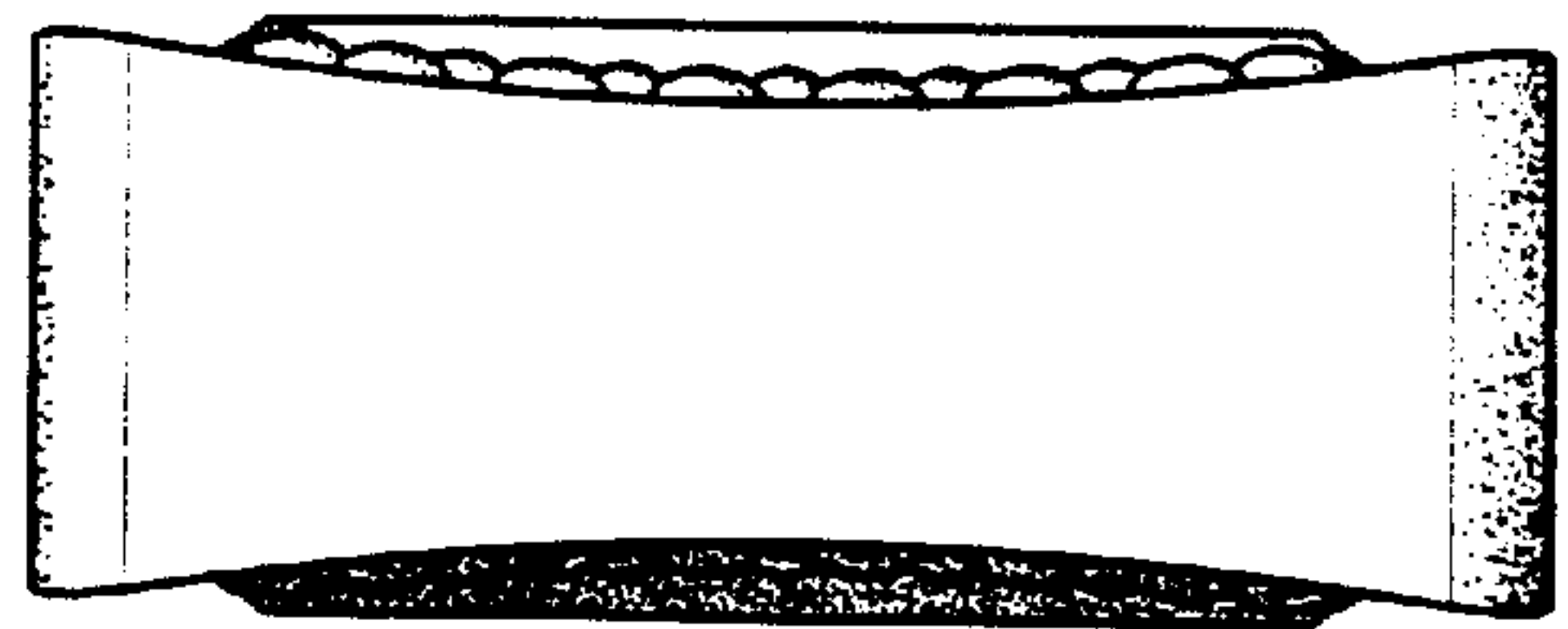


FIG. 4




FIG. 5



FIG. 6






FIG. 7




FIG. 8