



US00D487900S

(12) **United States Design Patent**
Mikiya et al.

(10) **Patent No.:** **US D487,900 S**
(45) **Date of Patent:** **** Mar. 30, 2004**

(54) **LOOP CUTTER**

(75) Inventors: **Toshio Mikiya**, Tokyo (JP); **Kuniaki Shibuya**, Tokyo (JP); **Takashi Chiba**, Tokyo (JP); **Noboru Saitou**, Tokyo (JP)

(73) Assignee: **Nitto Kohki Kabushiki Kaisha**, Tokyo (JP)

(**) Term: **14 Years**

(21) Appl. No.: **29/175,161**

(22) Filed: **Jan. 30, 2003**

(30) **Foreign Application Priority Data**

Jul. 31, 2002 (JP) 2002-020558

(51) **LOC (7) Cl.** **15-09**

(52) **U.S. Cl.** **D15/139**

(58) **Field of Search** **D15/138, 139;**
408/56, 204, 206, 207, 240, 59, 703

JP	670050	10/1985
JP	616242-05	10/1985
JP	616242-06	10/1985
JP	616242-07	10/1985
JP	616242-08	10/1985
JP	616242-09	10/1985
JP	616242-10	10/1985
JP	616242-11	10/1985
JP	616242-12	11/1986
JP	670050-01	11/1986
JP	701393	12/1986
JP	701393-01	2/1987
JP	978732	1/1997
JP	616242-13	2/1997
JP	616242-14	2/1997
JP	978732-2	8/1997
JP	978732-3	5/1998
JP	978732-8	7/1998
JP	978732-9	7/1998
JP	978732-11	7/1998
JP	978732-12	7/1998
JP	969746-01	12/2000

(56) **References Cited**

U.S. PATENT DOCUMENTS

4,322,188 A 3/1982 Hougen
 4,871,287 A 10/1989 Hougen
 D360,641 S 7/1995 Asano
 D363,728 S 10/1995 Asano

FOREIGN PATENT DOCUMENTS

JP 613576 9/1983
 JP 616242 10/1983
 JP 616242-01 10/1983
 JP 652697 2/1985
 JP 670029 2/1985
 JP 616242-02 2/1985
 JP 616242-03 2/1985
 JP 616242-04 2/1985

Primary Examiner—Antoine Duval Davis
 (74) *Attorney, Agent, or Firm*—Christie, Parker & Hale, LLP

(57) **CLAIM**

The ornamental design for loop cutter, as shown and described.

DESCRIPTION

FIG. 1 is a front view of the loop cutter of the invention.
 FIG. 2 is a rear view of the loop cutter of FIG. 1.
 FIG. 3 is a top plan view of the loop cutter of FIG. 1.
 FIG. 4 is a bottom plan view of the loop cutter of FIG. 1.
 FIG. 5 is a right side view of the loop cutter of FIG. 1; and,
 FIG. 6 is a left side view of the loop cutter of FIG. 1.

1 Claim, 5 Drawing Sheets

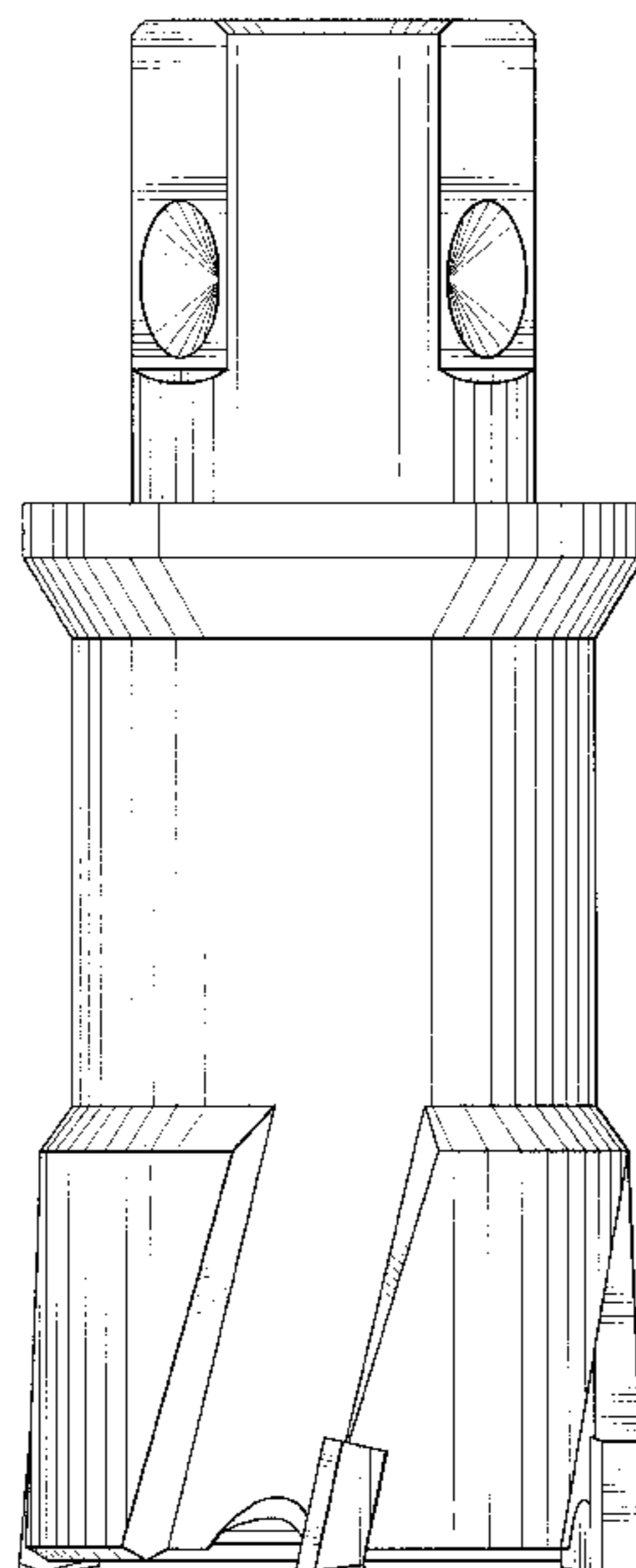


FIG. 1

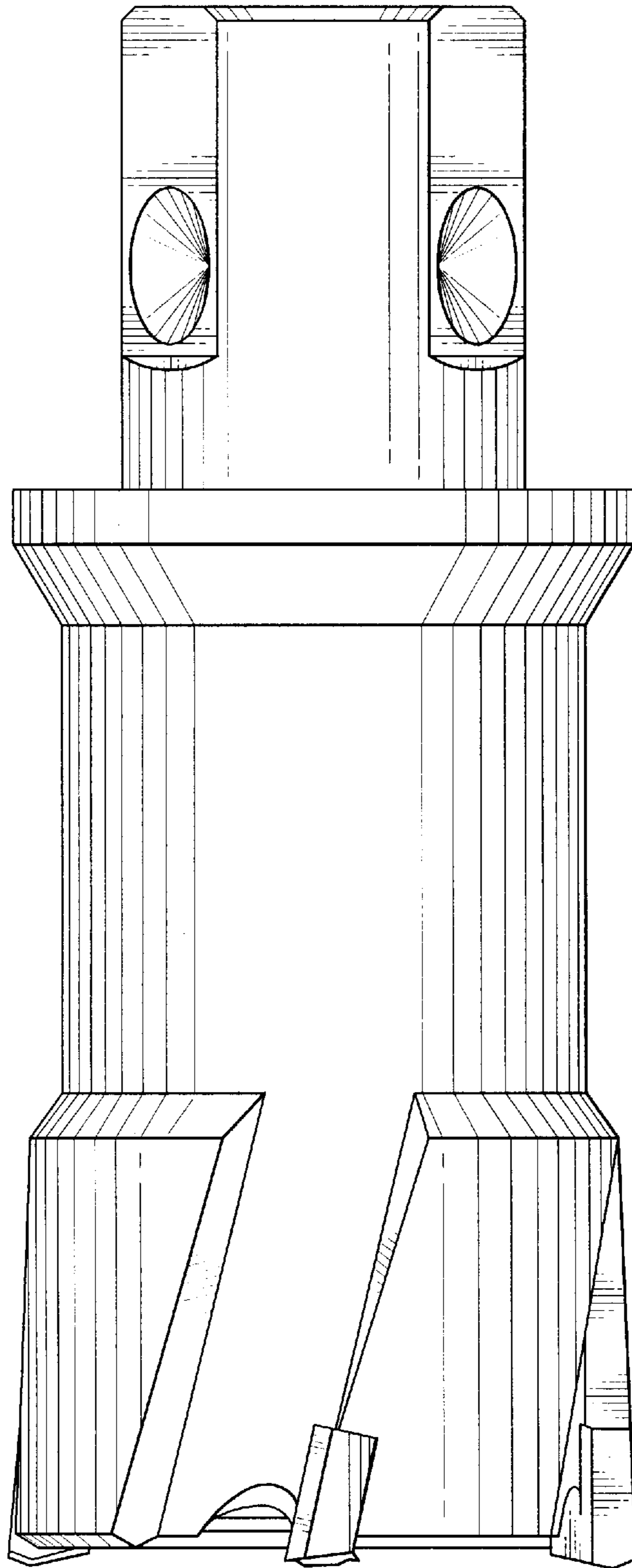


FIG. 2

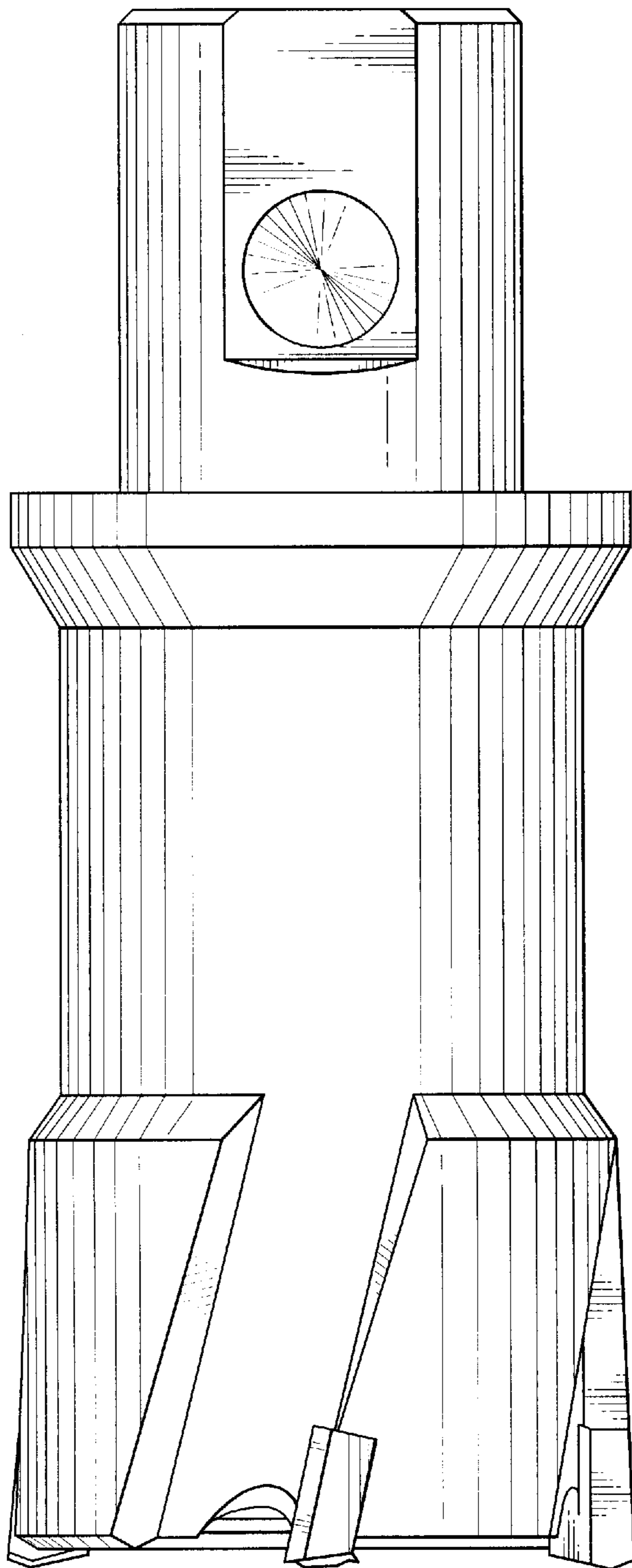


FIG. 3

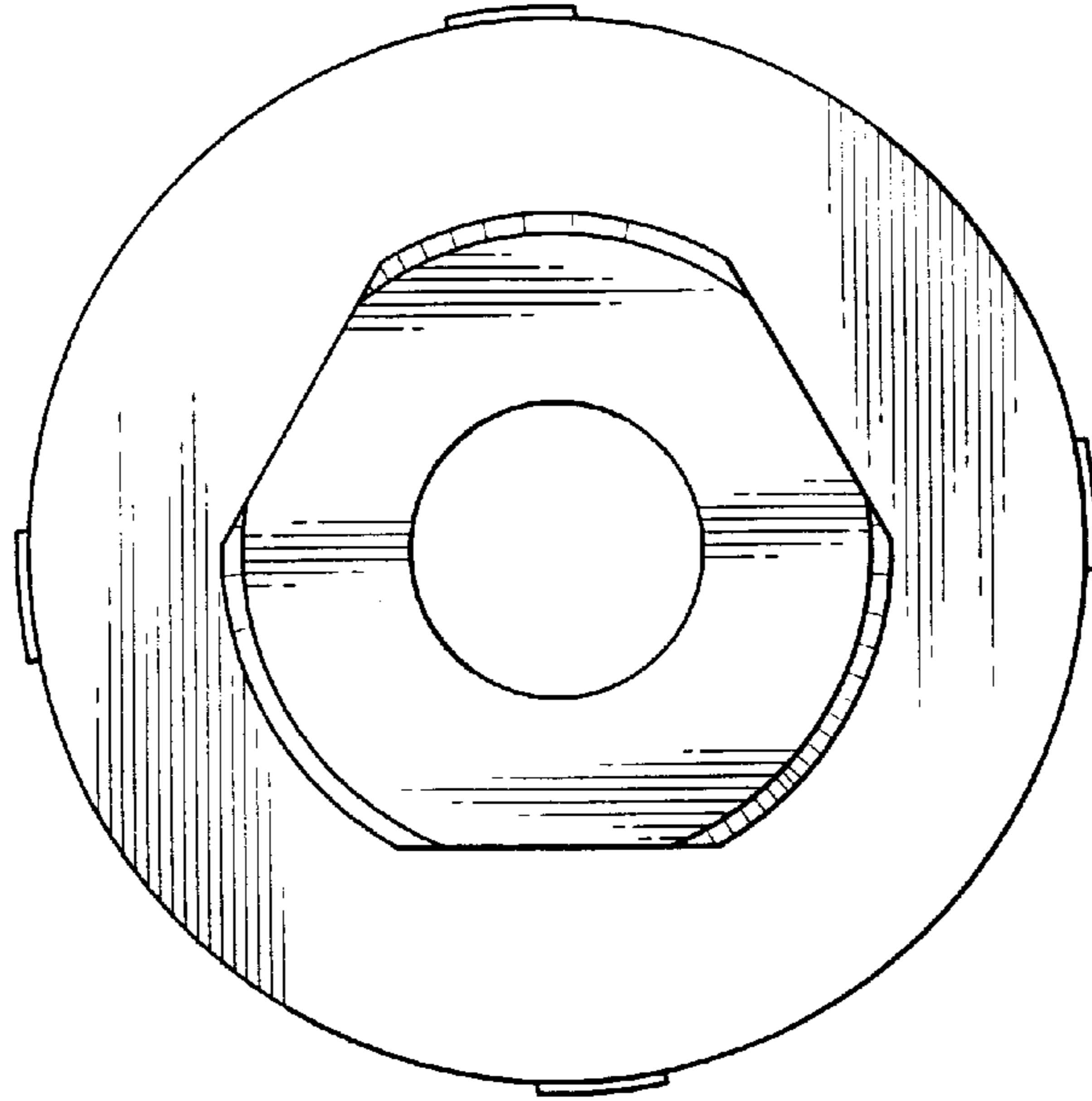


FIG. 4

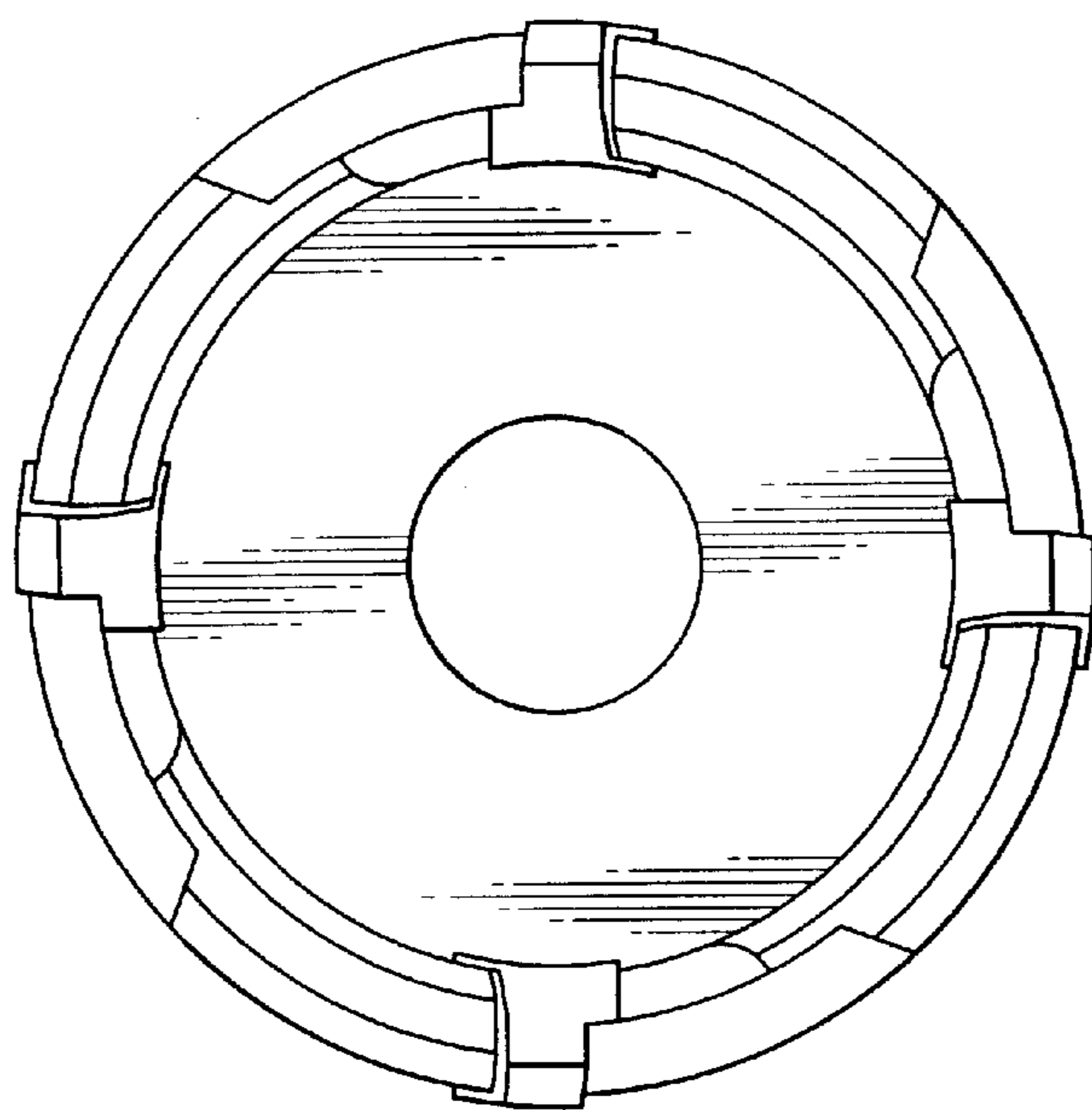


FIG. 5

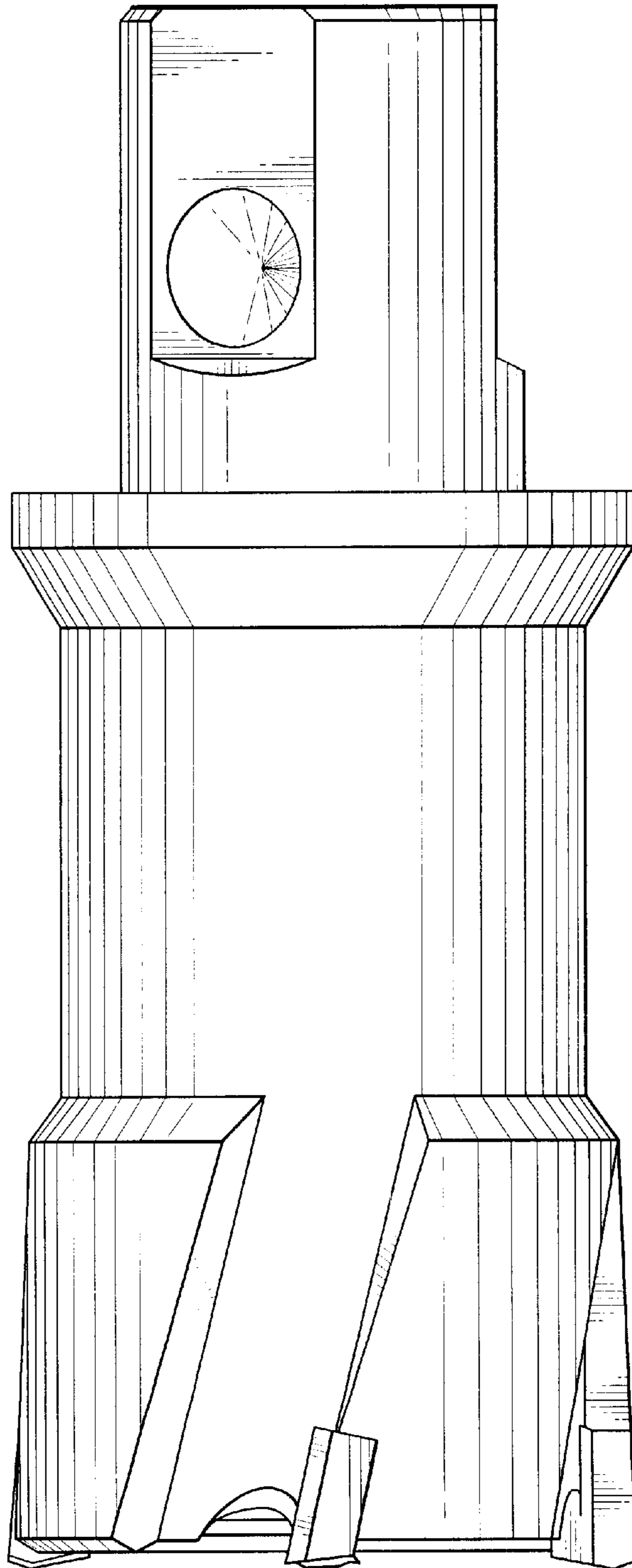


FIG. 6

