



US00D487881S

(12) **United States Design Patent**
Laengerer

(10) **Patent No.:** **US D487,881 S**

(45) **Date of Patent:** **** Mar. 30, 2004**

(54) **FRONT FACE OF A VEHICLE WHEEL**

(75) **Inventor:** **Marcus Laengerer, Renningen (DE)**

(73) **Assignee:** **DaimlerChrysler AG, Stuttgart (DE)**

(**) **Term:** **14 Years**

(21) **Appl. No.:** **29/151,436**

(22) **Filed:** **Dec. 10, 2001**

(30) **Foreign Application Priority Data**

Jun. 8, 2001 (DE) 4 01 05 122

(51) **LOC (7) Cl.** **12-16**

(52) **U.S. Cl.** **D12/209**

(58) **Field of Search** D12/204-211;
301/37.101, 64.101, 65

(56) **References Cited**

U.S. PATENT DOCUMENTS

- D402,251 S * 12/1998 Timm D12/211
- D405,749 S * 2/1999 Kulla D12/211
- D410,617 S * 6/1999 Hussaini et al. D12/209
- D412,480 S * 8/1999 Hussaini et al. D12/209
- D420,320 S * 2/2000 Khoury D12/209
- D422,959 S * 4/2000 Hussaini et al. D12/211
- D433,374 S * 11/2000 Wang D12/209

- D454,527 S * 3/2002 Bhabra D12/209
- D457,478 S * 5/2002 Minamisawa D12/211
- D465,757 S * 11/2002 Kataoka D12/209
- D466,467 S * 12/2002 Hodges D12/211
- D467,855 S * 12/2002 Laengerer D12/209

* cited by examiner

Primary Examiner—Stacia Cadmus

(74) *Attorney, Agent, or Firm*—Crowell & Moring LLP

(57) **CLAIM**



The ornamental design for a front face of a vehicle wheel, as shown and described.

DESCRIPTION

FIG. 1 is a front view of a first embodiment of a front face of a vehicle wheel according to my novel design; FIG. 2 is a perspective view of the first embodiment of the front face of a vehicle wheel according to my novel design; FIG. 3 is a front view of a second embodiment of the front face of a vehicle wheel according to my novel design; and, FIG. 4 is a perspective view of the second embodiment of the front face of a vehicle wheel according to my novel design.

The dash lines included depict environment and are not part of the claimed design.

1 Claim, 2 Drawing Sheets



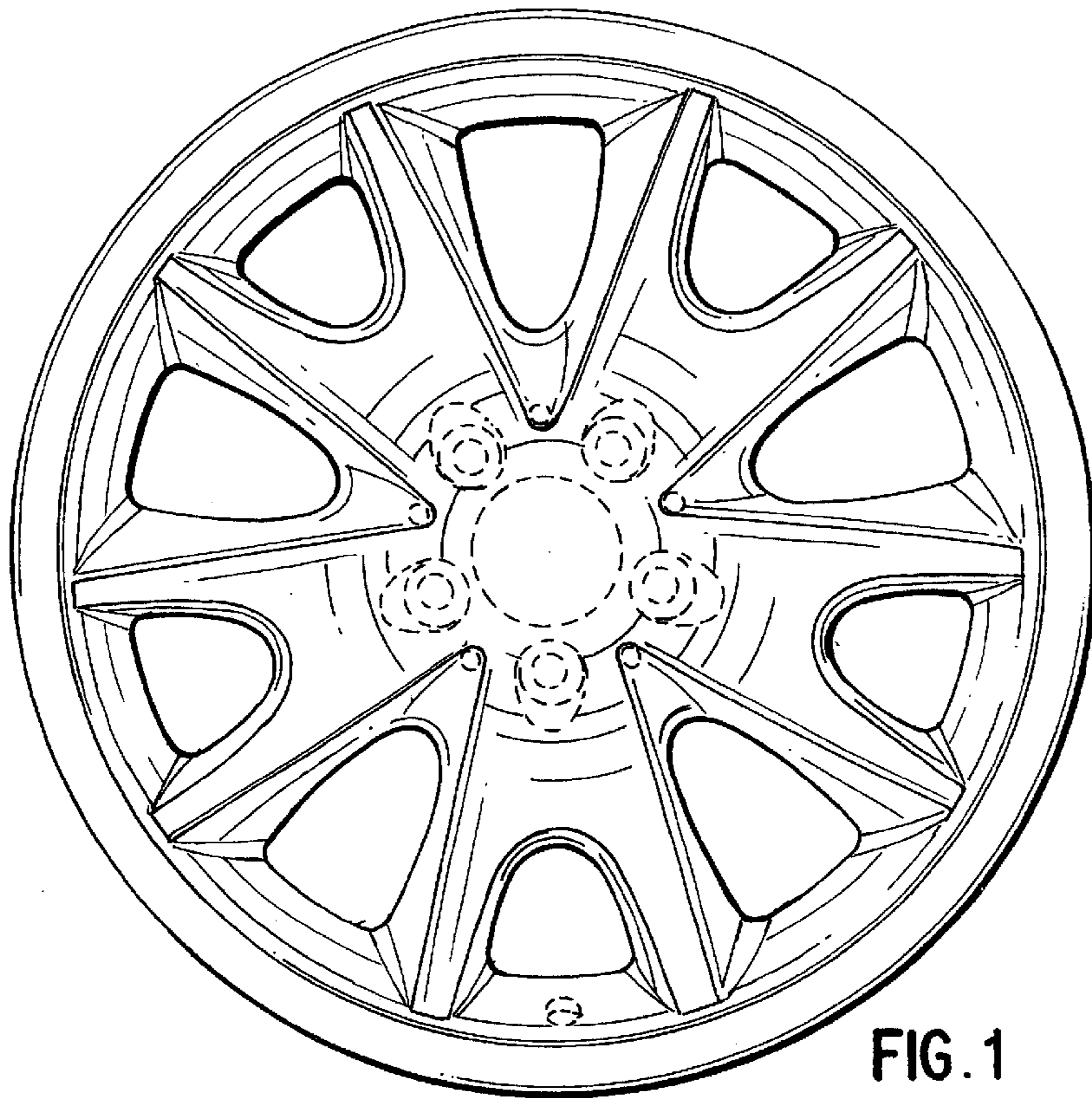


FIG. 1

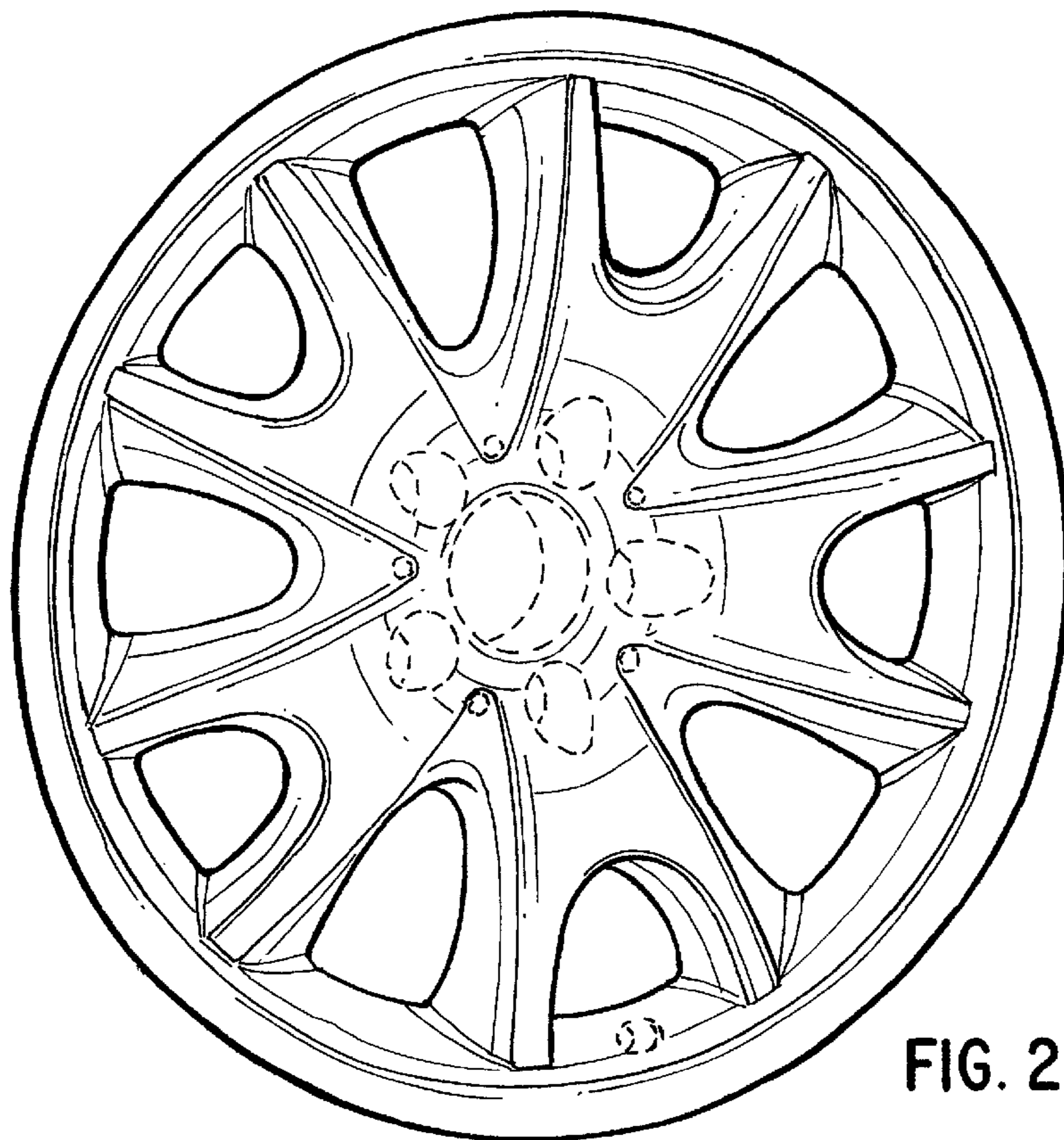


FIG. 2

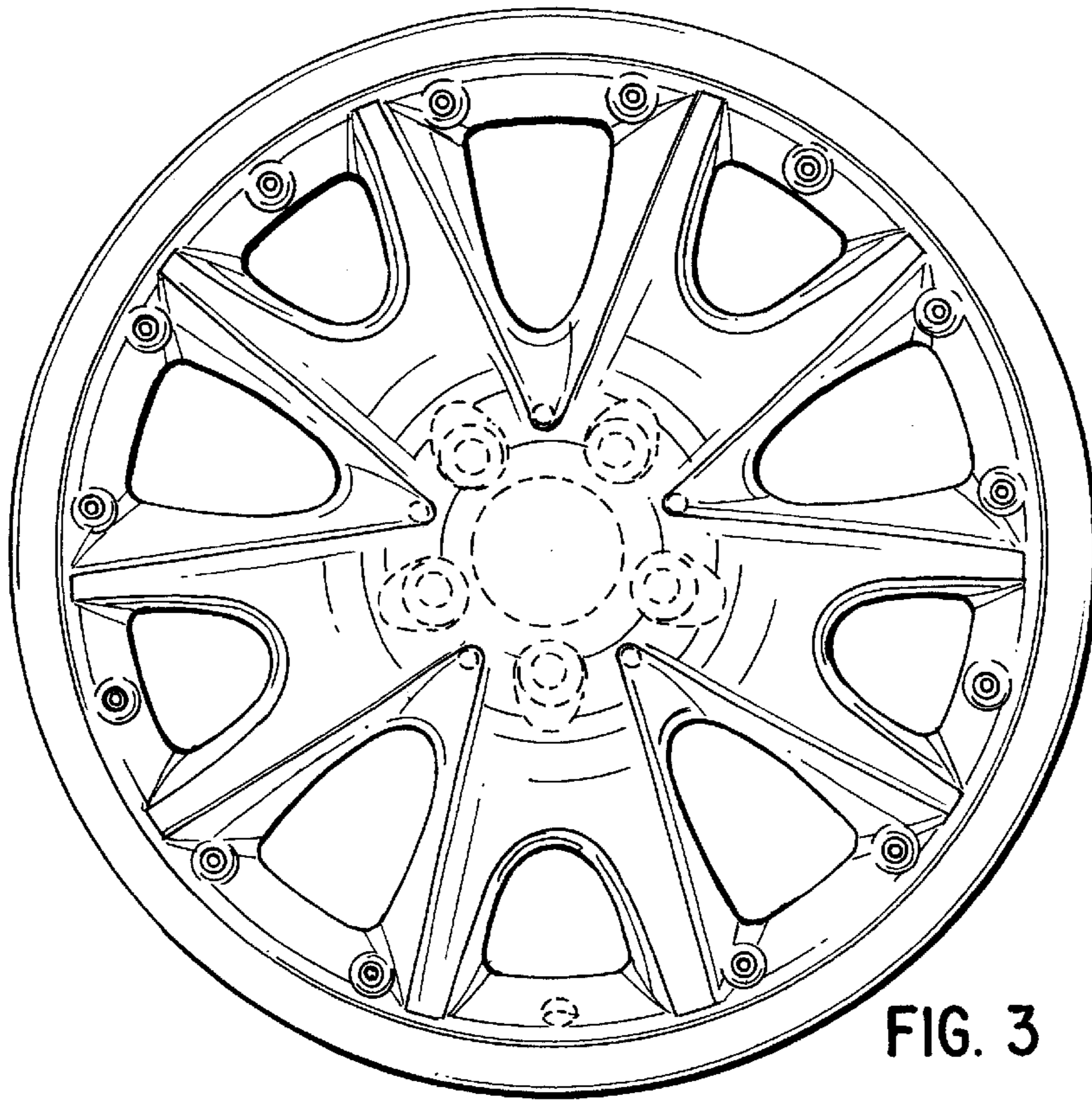


FIG. 3

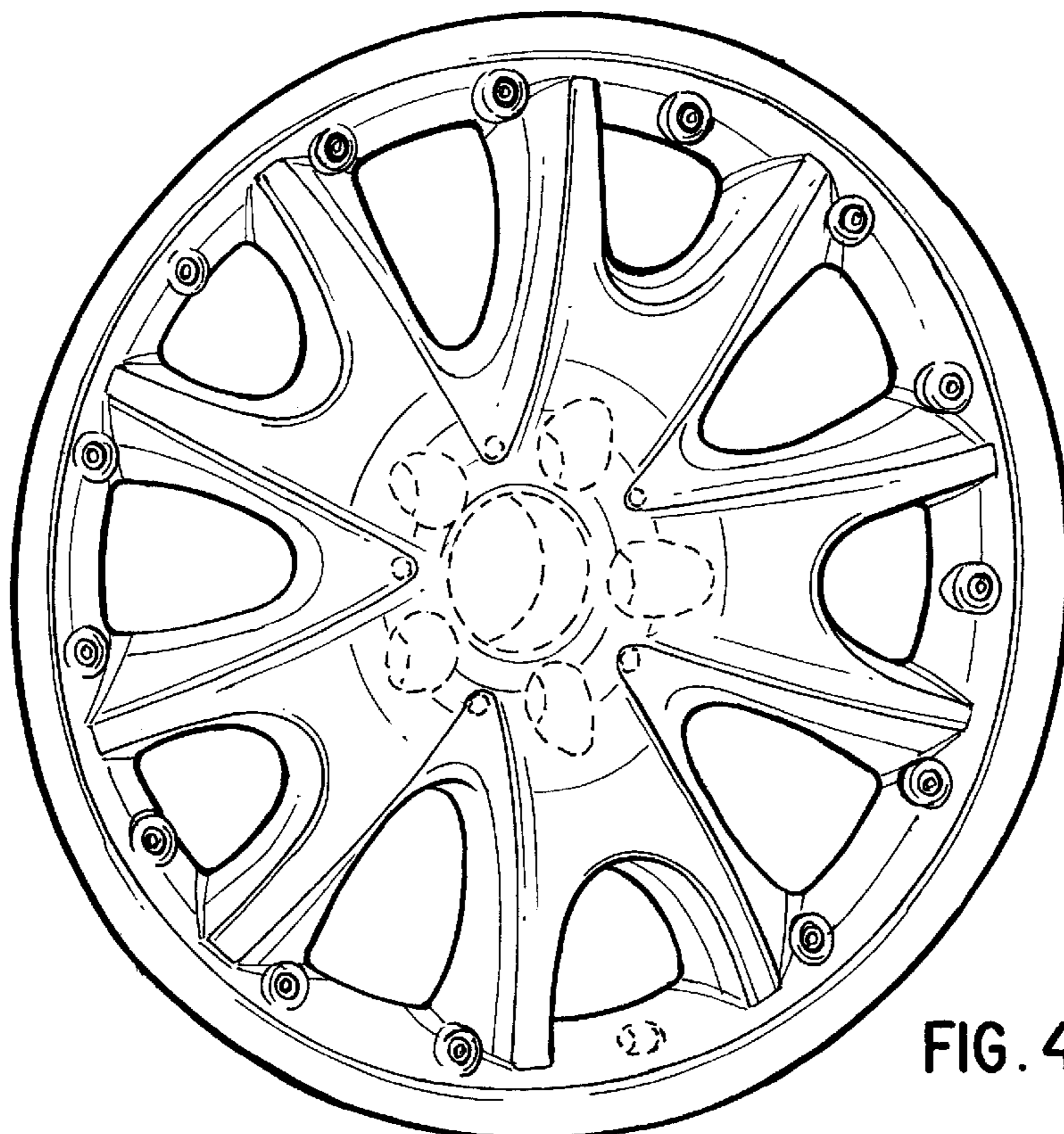


FIG. 4