



US00D487877S

(12) **United States Design Patent**
Pachachi

(10) **Patent No.:** **US D487,877 S**

(45) **Date of Patent:** **** Mar. 30, 2004**

(54) **PENDANT**

(75) **Inventor:** **Reema Pachachi**, London (GB)

(73) **Assignee:** **De Beers LV Ltd.**, London (GB)

(**) **Term:** **14 Years**

(21) **Appl. No.:** **29/170,793**

(22) **Filed:** **Nov. 12, 2002**

(51) **LOC (7) Cl.** **11-01**

(52) **U.S. Cl.** **D11/97; D11/96**

(58) **Field of Search** **D11/1, 2, 7, 40-45,**
D11/47-49, 56-57, 61, 65-66, 70, 79-83,
96-97, 99-100, 103, 108-109, 111; 63/18-20,
23

(56) **References Cited**

U.S. PATENT DOCUMENTS

D10,652 S * 4/1878 Briggs D99/27
D140,738 S * 4/1945 Minasian D99/27

D469,032 S * 1/2003 Francis D11/86

* cited by examiner

Primary Examiner—Ralf Seifert

(74) *Attorney, Agent, or Firm*—Clifford W. Browning;
Woodard, Emhardt, Moriarty, McNett & Henry LLP

(57) **CLAIM**

The ornamental design for a pendant, as shown and described.

DESCRIPTION

FIG. 1 is a front view of a pendant, showing my new design.

FIG. 2 is a rear view of FIG. 1.

FIG. 3 is a top view of FIG. 1.

FIG. 4 is a bottom view of FIG. 1.


FIG. 5 is a right side view of FIG. 1.

FIG. 6 is a perspective view of FIG. 1 shown without the bail; and,

FIG. 7 is a perspective view of FIG. 1.

The dotted lines shown environment only and do not form a part of the claimed design.

1 Claim, 3 Drawing Sheets



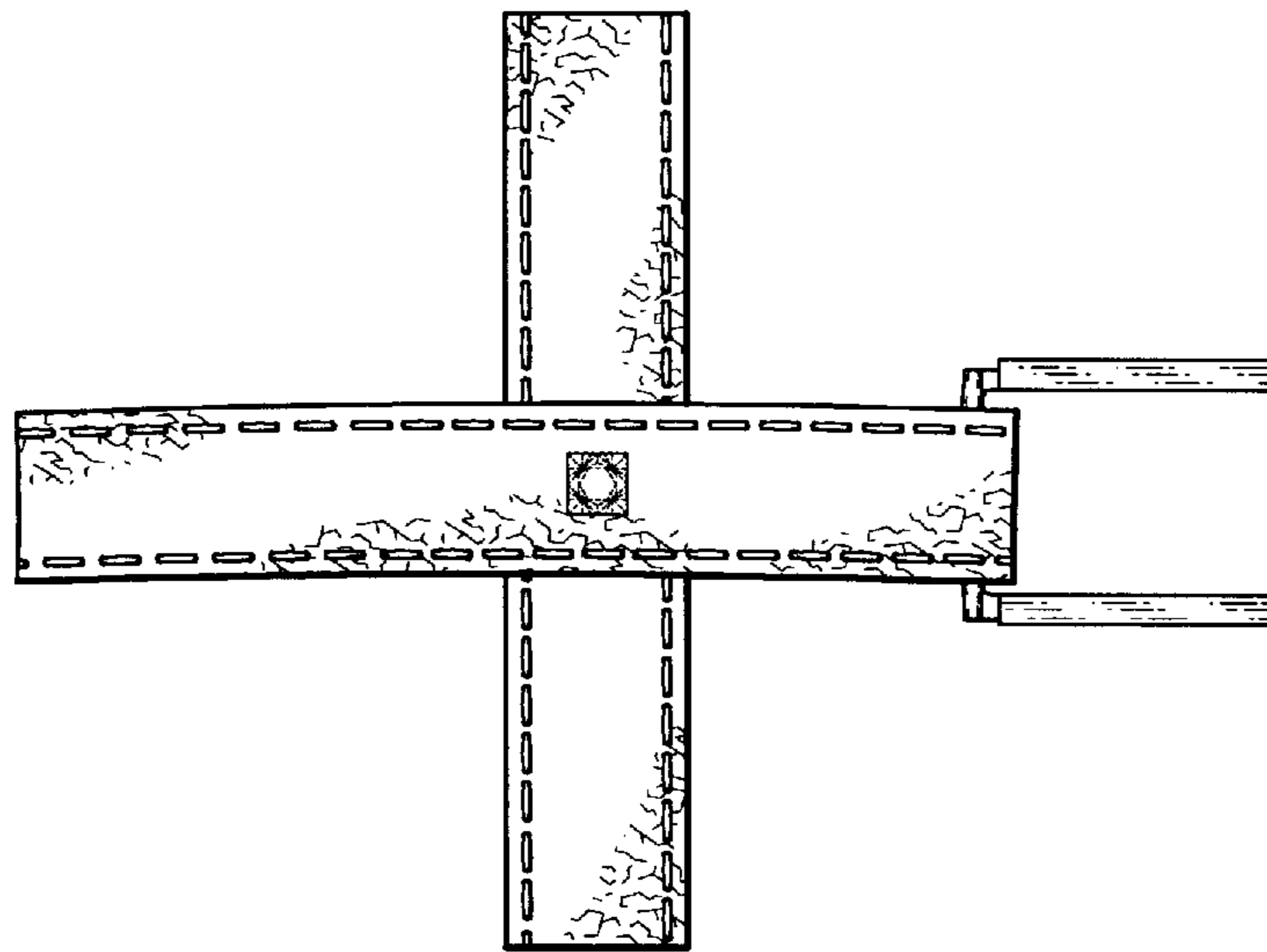


Fig. 1



Fig. 2

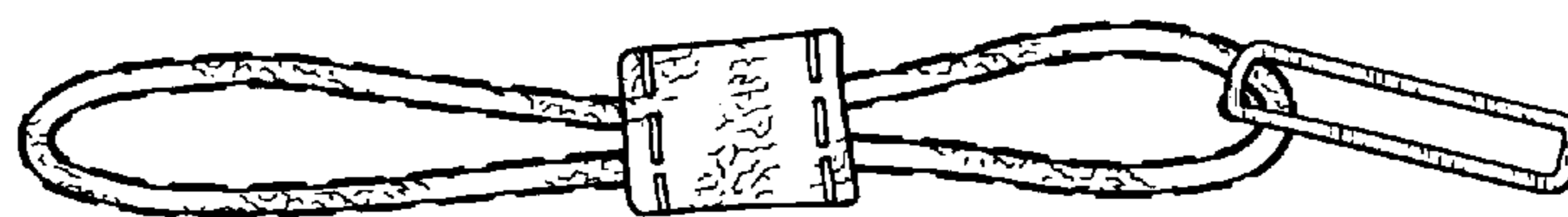


Fig. 3

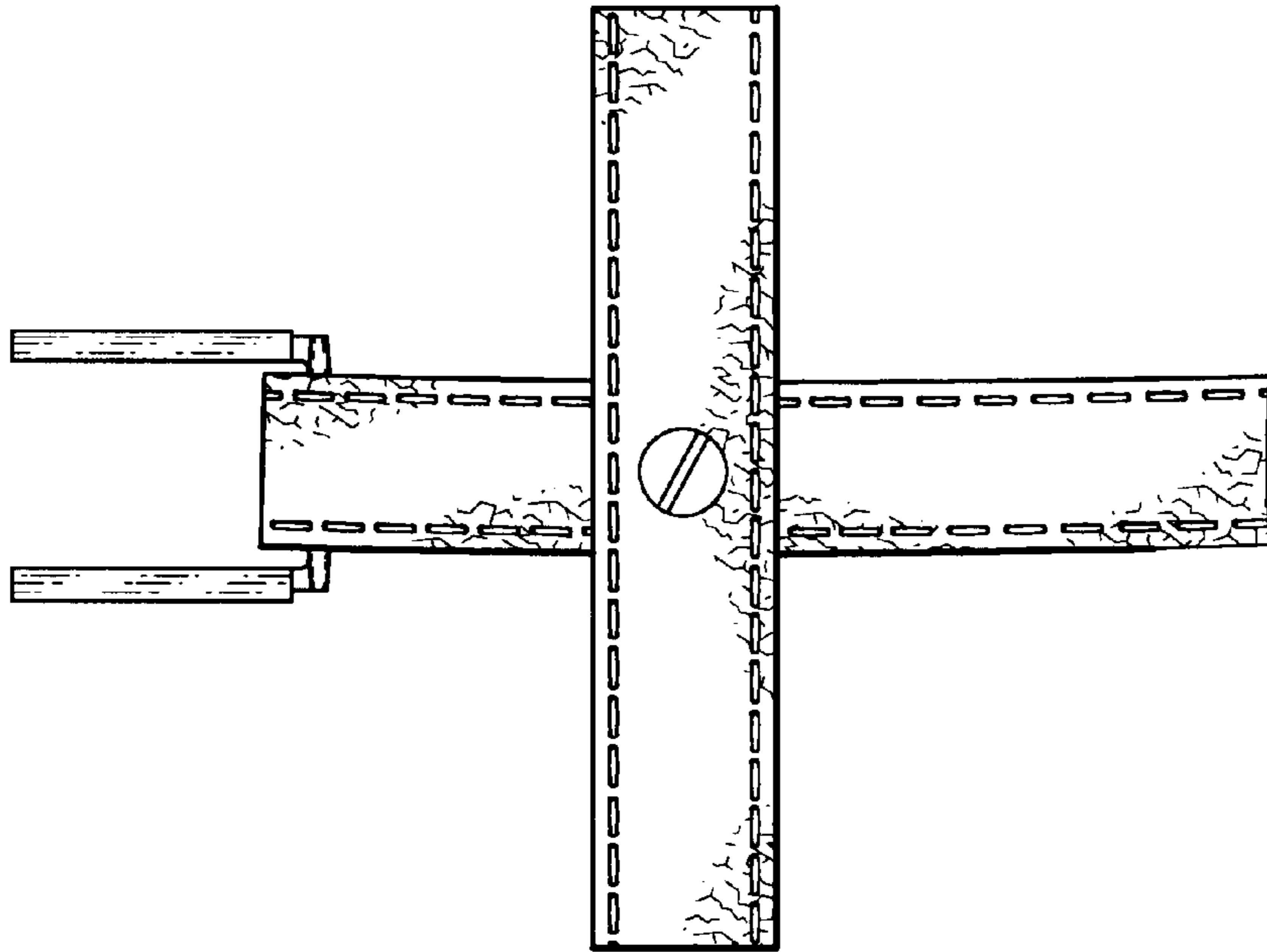


Fig. 5



Fig. 4




Fig. 6