



US00D487865S

(12) **United States Design Patent**
Dewald

(10) **Patent No.:** **US D487,865 S**

(45) **Date of Patent:** **** Mar. 30, 2004**

(54) **PULL**

(75) **Inventor:** **Kevin Dewald, Spring Lake, MI (US)**

(73) **Assignee:** **Belwith International, Ltd., Grandville, MI (US)**

(**) **Term:** **14 Years**

(21) **Appl. No.:** **29/092,219**

(22) **Filed:** **Aug. 14, 1998**

(51) **LOC (7) Cl. 08-06**

(52) **U.S. Cl. D8/310**

(58) **Field of Search D8/300, 307, 310, D8/313, 315-20, 350, 352, 353; 16/110 R, 111 R, 121, 124, 402; 292/347, 352**

(56) **References Cited**

U.S. PATENT DOCUMENTS

- D109,314 S * 4/1938 DeVries
- D130,321 S * 11/1941 Borchers
- D187,712 S * 4/1960 Heyer et al.
- D187,908 S * 5/1960 Heyer et al.
- D203,031 S * 11/1965 Carsello et al.
- D205,346 S * 7/1966 Bottom
- D225,302 S * 12/1972 Tegner

- D227,855 S * 7/1973 Tegner
- D228,876 S * 10/1973 Clayton
- D297,211 S * 8/1988 Rhoades

OTHER PUBLICATIONS

Allison Cabinet Hardware; p. 6; Knob 244FWB.*
 Phylrich Sales Co. Catalog; p. 39-C; Knob (bottom row, far right).*
 Home Hardware Cat.; p. 10; pull & plate 6304/6111.*
 Jaybee Solid Brass Cat.; p. 1; Knob B802-D3-01.*

* cited by examiner

Primary Examiner—B. J. Bullock

(74) *Attorney, Agent, or Firm*—Rader, Fishman & Grauer PLLC

(57) **CLAIM**

The ornamental design for a pull, as shown and described.

DESCRIPTION

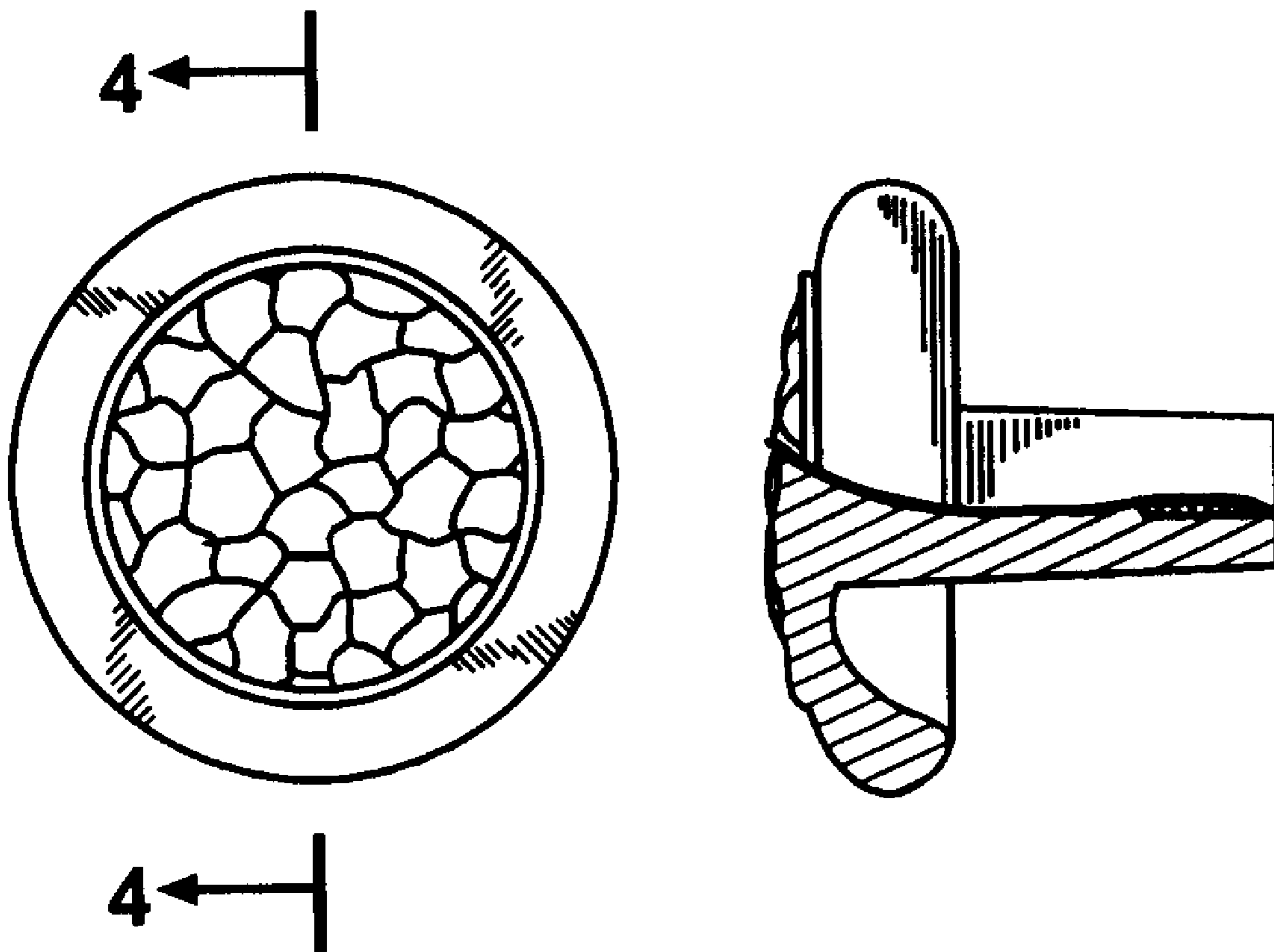
FIG. 1 is a front-elevational view of the pull of the present invention.

FIG. 2 is a right side elevational view of the pull of FIG. 1.

FIG. 3 is a top view of the pull of FIG. 1; and,

FIG. 4 is a partial cross-sectional view of the pull of FIG. 1.

1 Claim, 1 Drawing Sheet



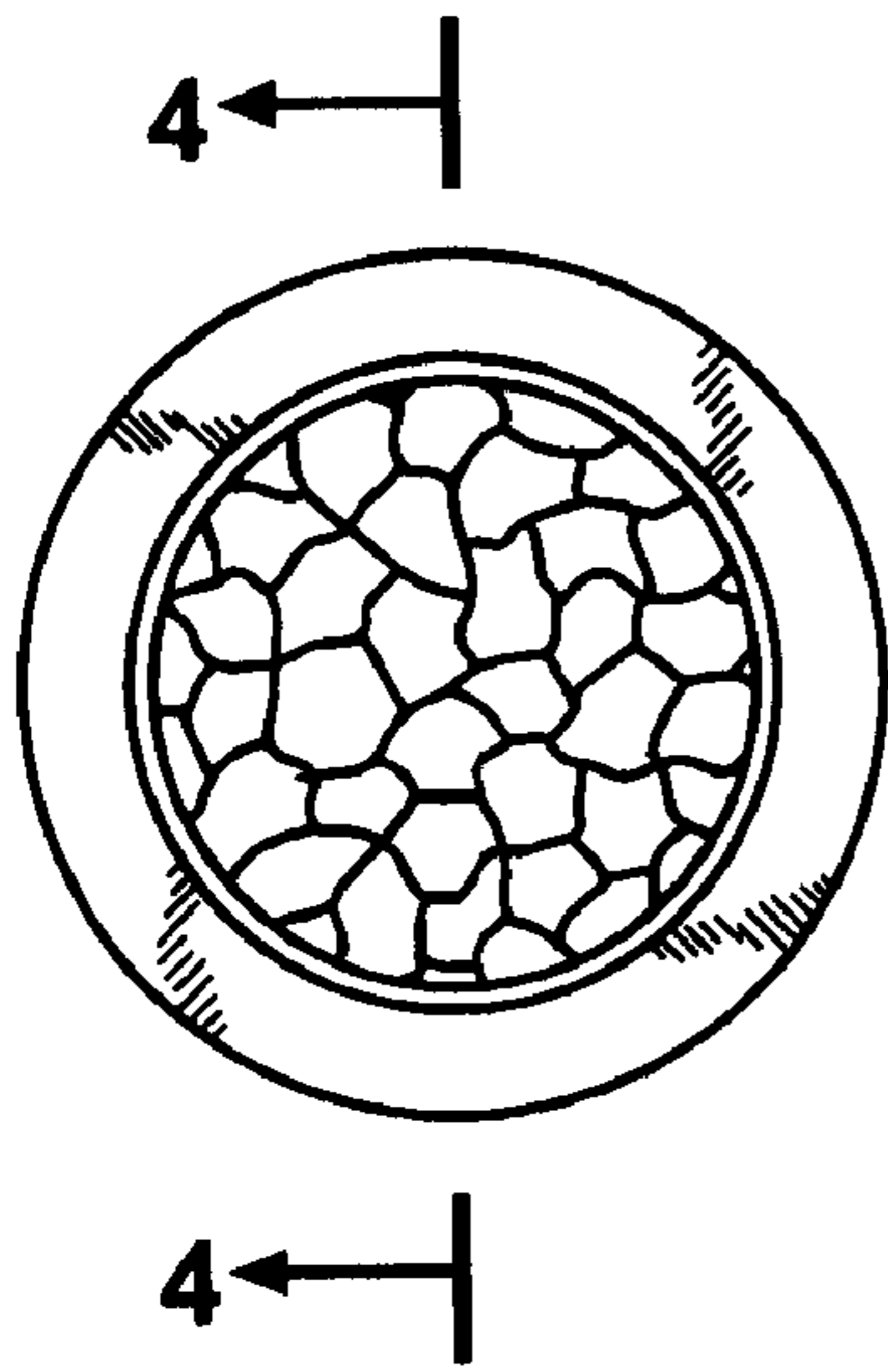


Fig. 1

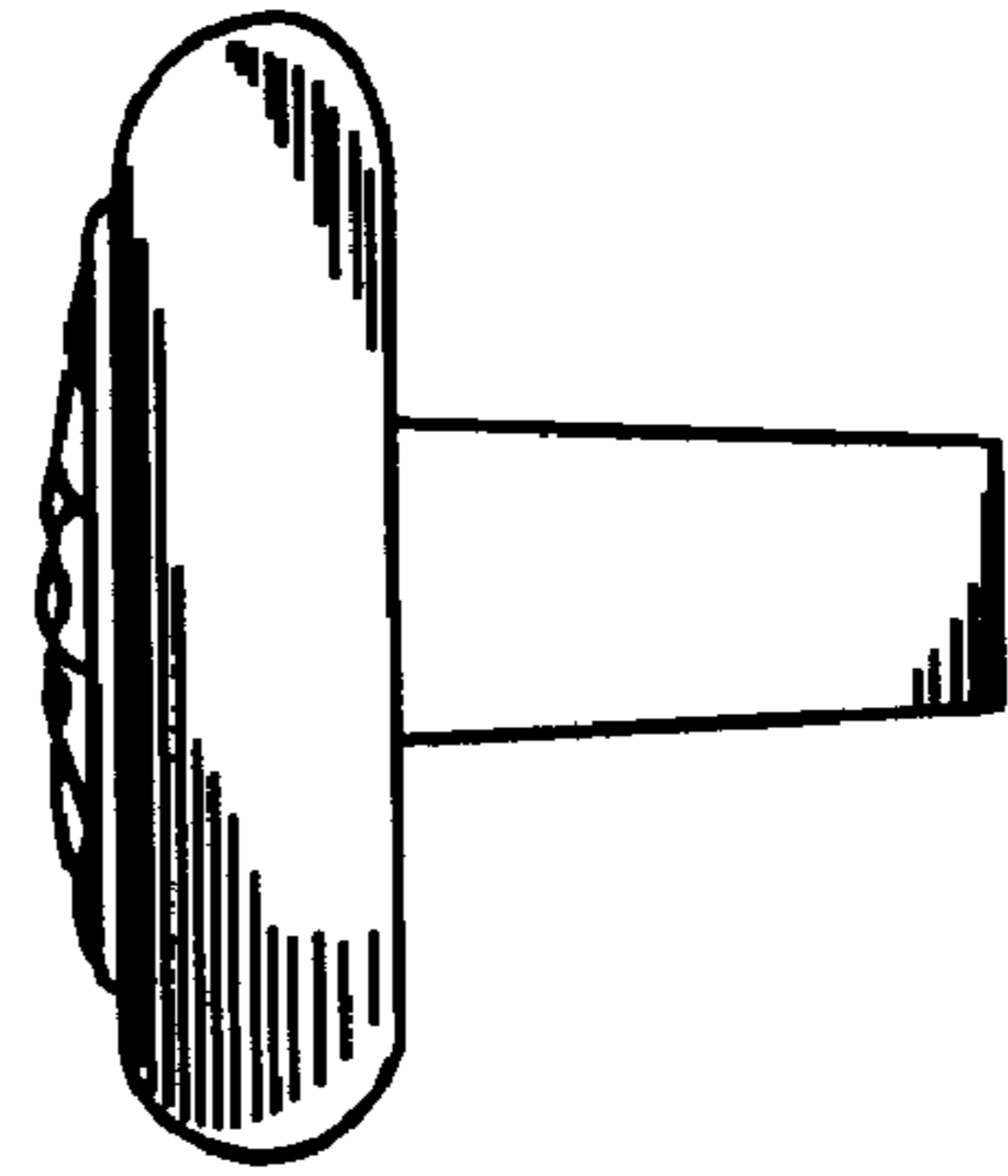


Fig. 2




Fig. 3

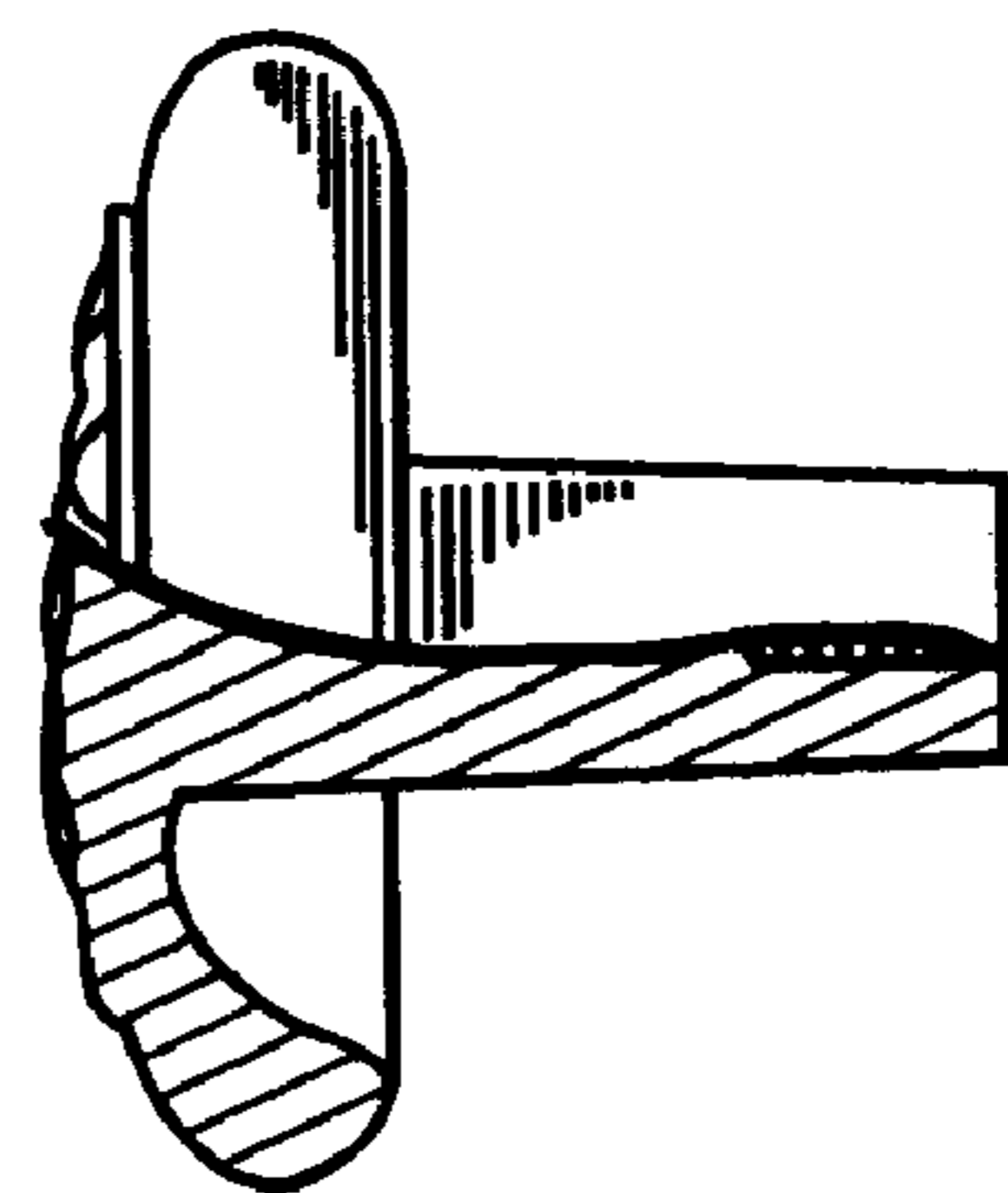


Fig. 4