



US00D487839S

(12) **United States Design Patent**
Matis et al.

(10) **Patent No.:** **US D487,839 S**

(45) **Date of Patent:** **** Mar. 30, 2004**

(54) **FOOTWEAR SOLE**

(75) **Inventors:** **Clark A. Matis**, Charlotte, VT (US);
Shane H. Ward, New York, NY (US)

(73) **Assignee:** **Wolverine World Wide, Inc.**,
Rockford, MI (US)

(**) **Term:** **14 Years**

(21) **Appl. No.:** **29/181,717**

(22) **Filed:** **May 15, 2003**

(51) **LOC (7) Cl.** **02-04**

(52) **U.S. Cl.** **D2/959; D2/951; D2/953;**
D2/954; D2/955; D2/956; D2/960

(58) **Field of Search** **D2/946-949, 951-960;**
36/3 B, 22 R, 25 R, 30 R, 32 A, 32 R,
59 R, 67 A, 67 B

(56) **References Cited**

U.S. PATENT DOCUMENTS

D196,355 S	*	9/1963	Doherty	
D285,985 S	*	10/1986	Tong	D2/955
4,777,738 A	*	10/1988	Giese et al.	36/32 R
D324,448 S	*	3/1992	Blissett	D2/953
D331,487 S	*	12/1992	Arai	D2/959
D335,953 S	*	6/1993	Tyng	D2/954
D356,665 S	*	3/1995	Lucarelli	D2/953
D386,594 S	*	11/1997	Selbiger	D2/953
D387,890 S	*	12/1997	Faulconer et al.	D2/953
D390,348 S	*	2/1998	Meyer et al.	D2/957
D414,022 S	*	9/1999	Lozano	D2/956
D450,914 S	*	11/2001	Wilson	D2/959
D455,544 S	*	4/2002	Wilson	D2/960

D455,895 S	*	4/2002	Yang	D2/955
D459,062 S	*	6/2002	Pollastrelli	D2/953
D462,157 S	*	9/2002	Burt	D2/953
6,474,005 B2	*	11/2002	Kobayashi	36/127
D470,998 S	*	3/2003	Adreliunas et al.	D2/953

OTHER PUBLICATIONS

Merrell Spring 2002 catalog, p. 18-19.
Merrell Spring 2000 catalog, p. 41.
Merrell Fall 2000 catalog, p. 27.

* cited by examiner

Primary Examiner—Celia Murphy

(74) *Attorney, Agent, or Firm*—Warner Norcross & Judd
LLP


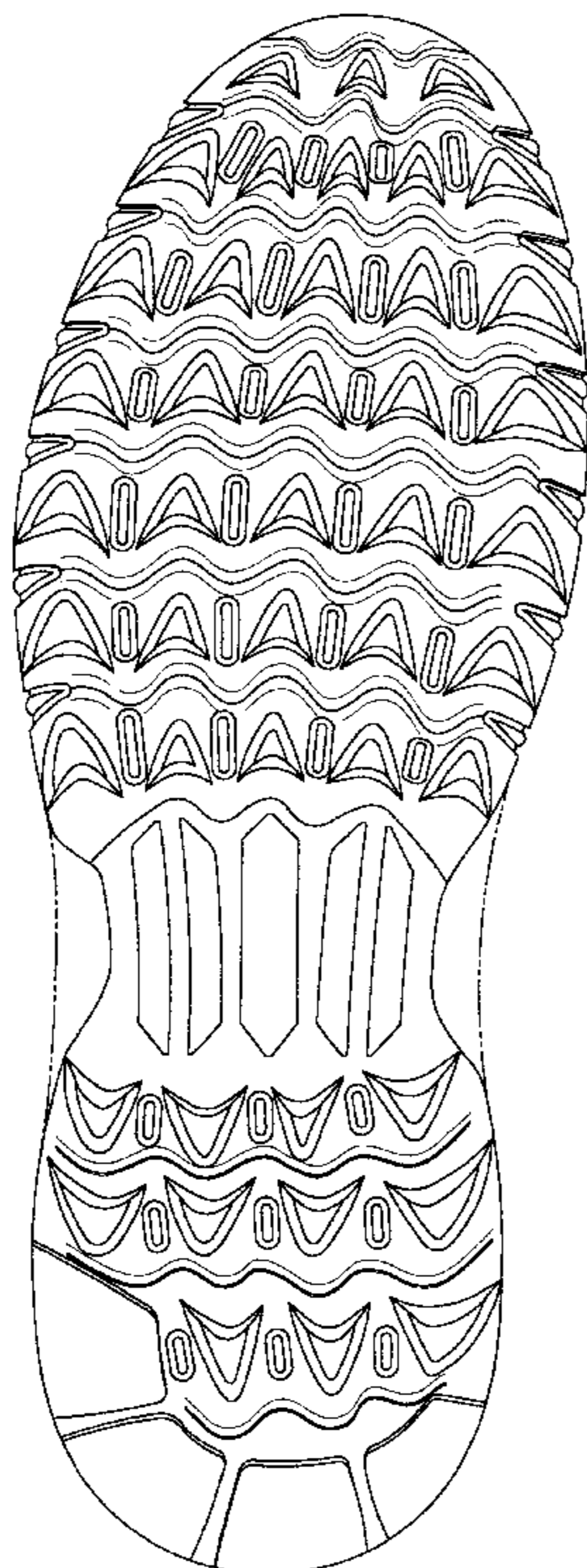
(57) **CLAIM**

The ornamental design for footwear sole, as shown and described.

DESCRIPTION

FIG. 1 is a perspective view of the footwear sole embodying the new design;
FIG. 2 is a bottom plan view thereof;
FIG. 3 is a right side elevational view thereof;
FIG. 4 is a left side elevational view thereof;
FIG. 5 is a front elevational view thereof; and,
FIG. 6 is a rear elevational view thereof.
FIGS. 1-6 show portions of an upper and a midsole in broken lines. The upper and midsole are shown for environmental purposes and do not form any part of the claimed design.

1 Claim, 4 Drawing Sheets



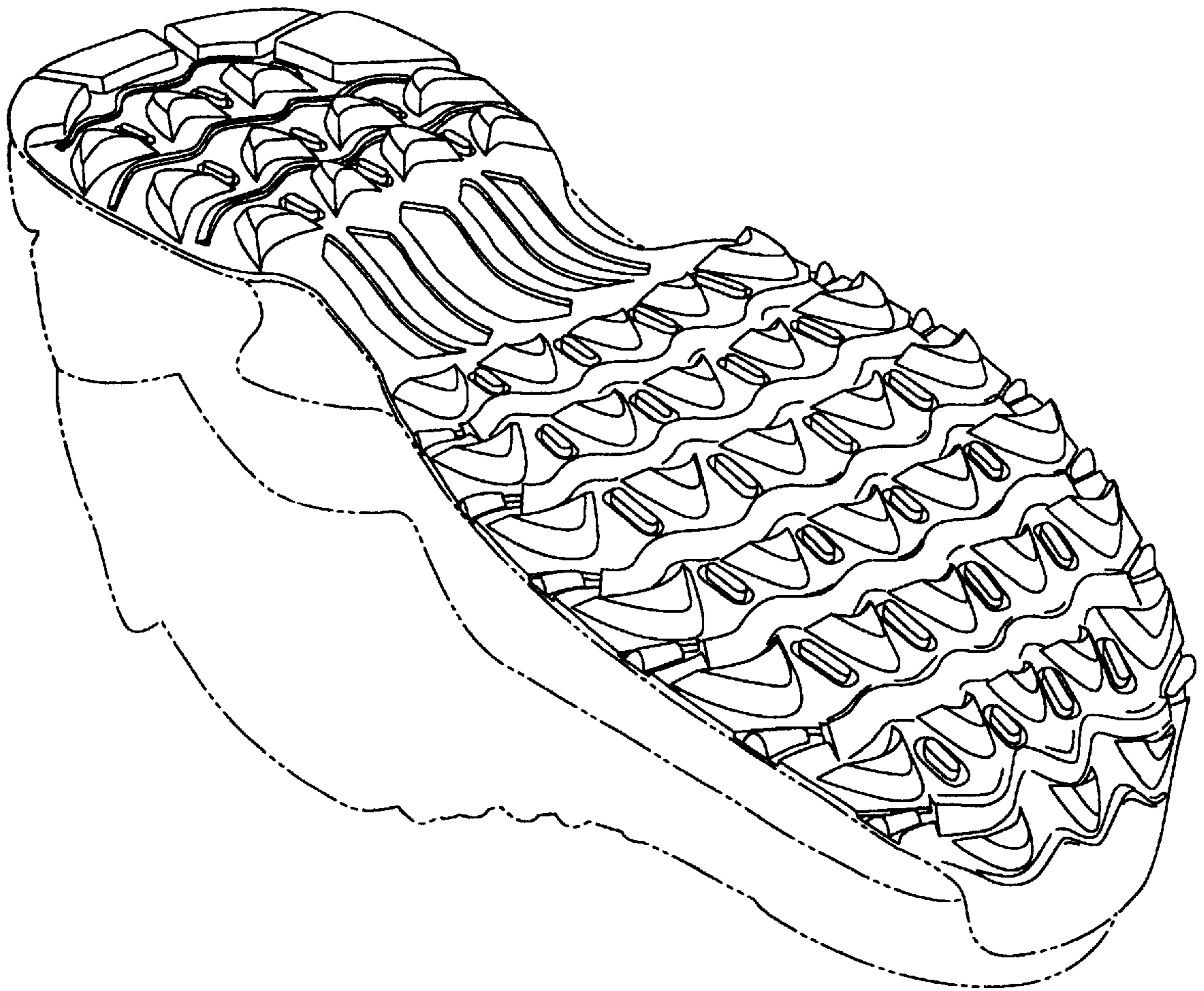


Fig. 1

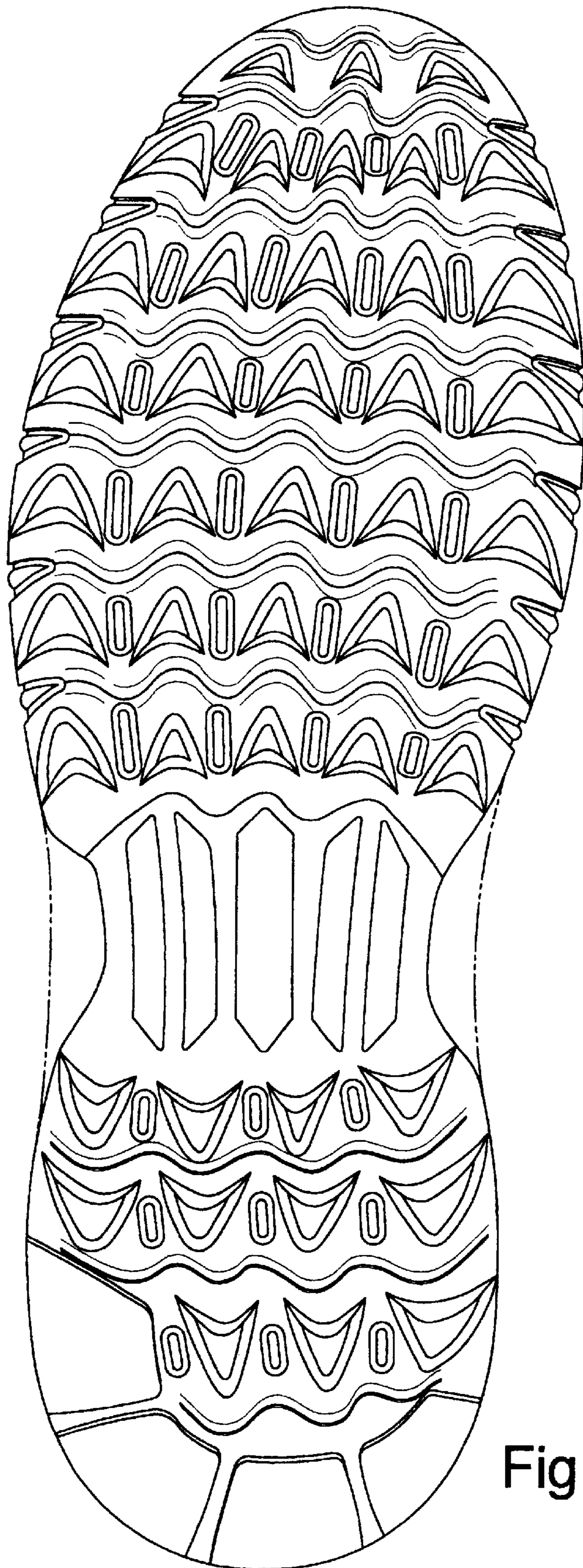


Fig. 2




Fig. 3




Fig. 4

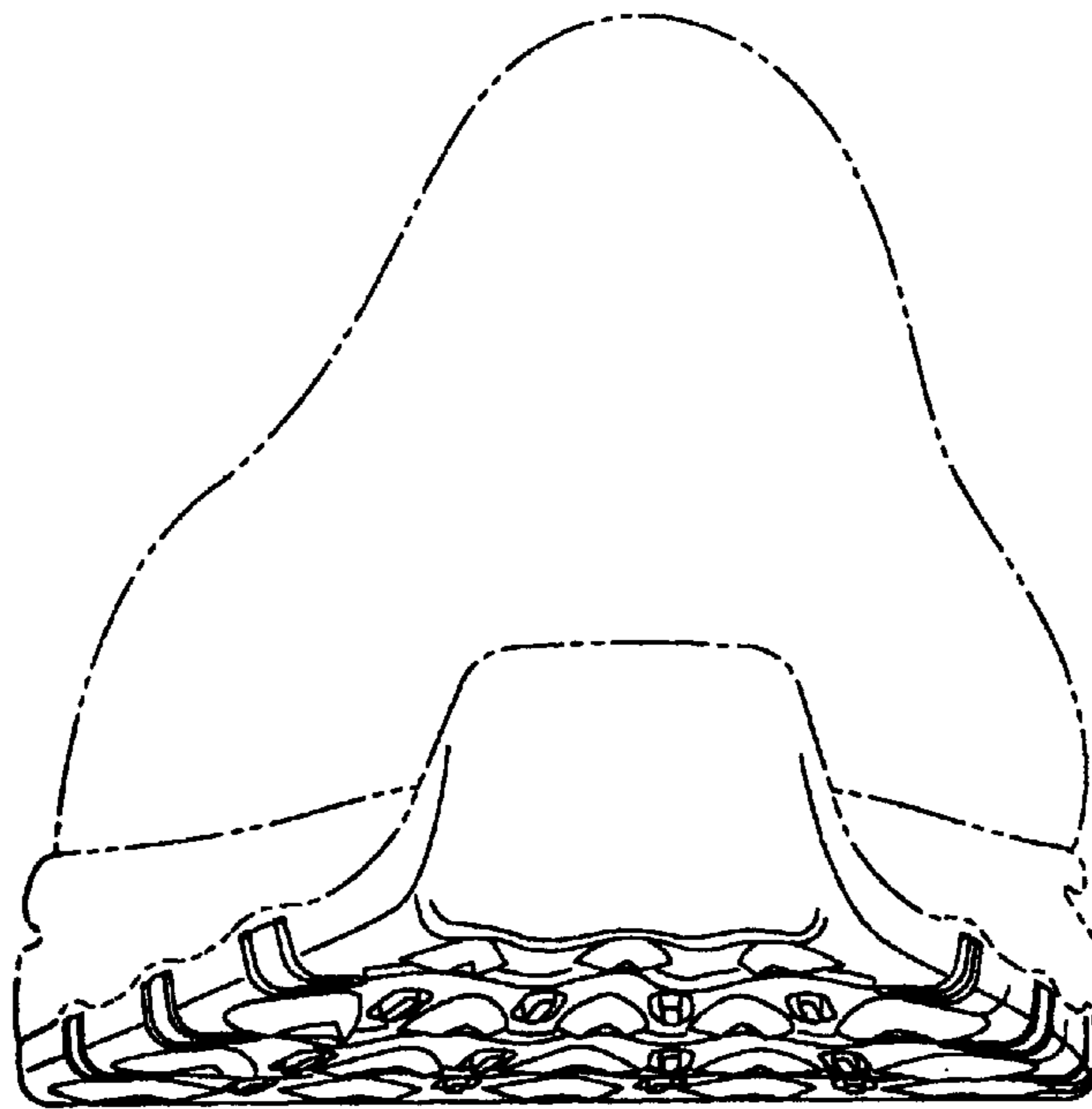


Fig. 5

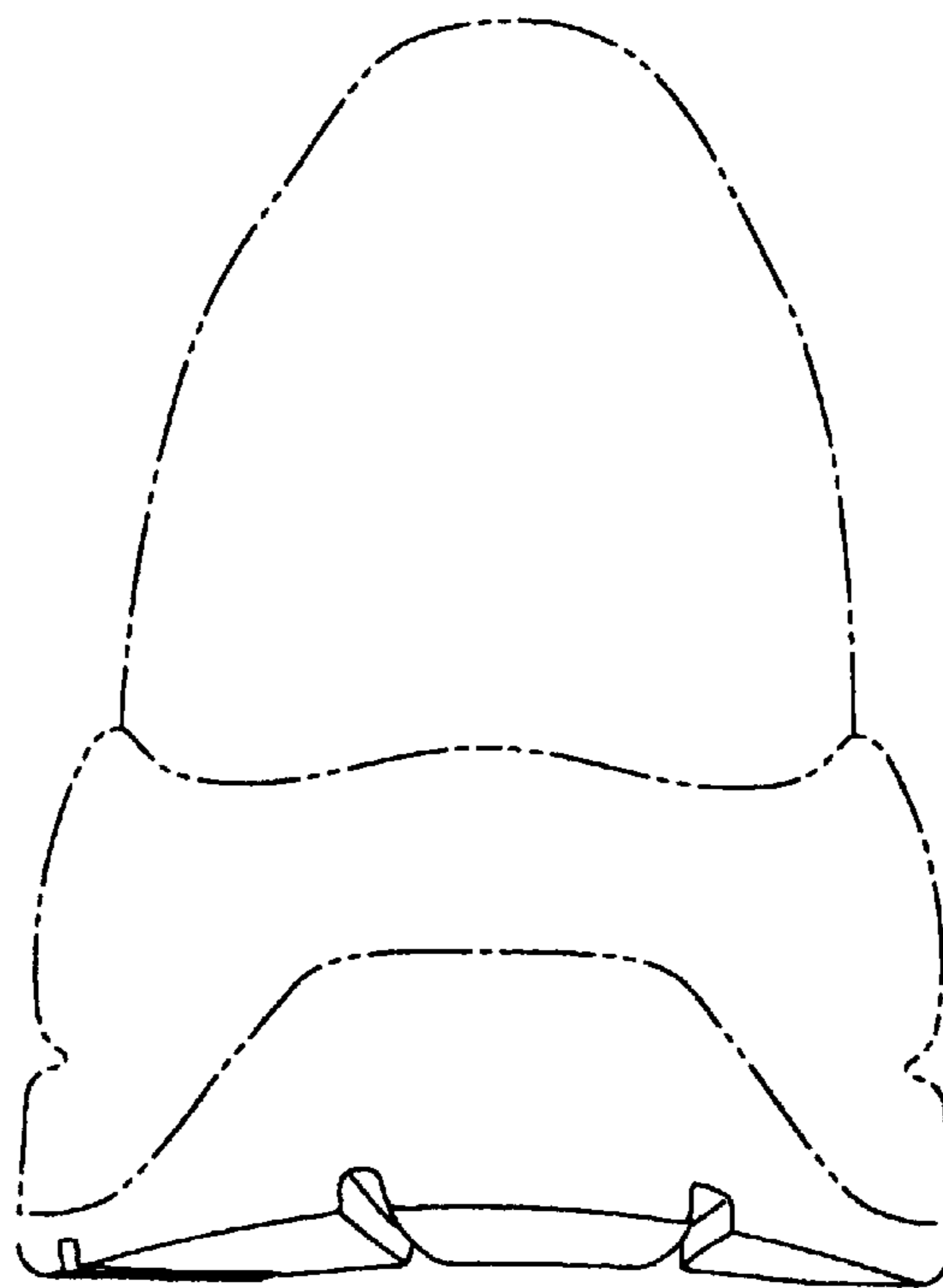


Fig. 6