



US00D487807S

(12) **United States Design Patent**  
**Graham**

(10) **Patent No.:** **US D487,807 S**

(45) **Date of Patent:** **\*\* Mar. 23, 2004**

(54) **FUEL STORAGE ENCLOSURE**

(75) **Inventor:** **John David Trevor Graham,**  
Vancouver (CA)

(73) **Assignee:** **General Hydrogen Corporation,**  
Seattle, WA (US)

(\*\*) **Term:** **14 Years**

(21) **Appl. No.:** **29/183,547**

(22) **Filed:** **Jun. 11, 2003**

(51) **LOC (7) Cl.** ..... **25-03**

(52) **U.S. Cl.** ..... **D25/33; D25/1; D25/16**

(58) **Field of Search** ..... **D25/1, 16, 33;**  
**52/36.2, 63**

(56) **References Cited**

**U.S. PATENT DOCUMENTS**

D244,694 S	*	6/1977	McClure	.....	D25/16
D314,770 S		2/1991	Desbarats	.....	D14/240
5,134,541 A		7/1992	Frouin	.....	361/334
D330,919 S		11/1992	Von Canal	.....	D20/10
D361,073 S		8/1995	Walters et al.	.....	D14/240
D382,877 S		8/1997	Cheng	.....	D14/214
D402,138 S		12/1998	Trulaske, Sr.	.....	D6/470
D410,575 S	*	6/1999	Meier	.....	D25/1

D410,697 S		6/1999	Smart	.....	D20/41
6,070,371 A	*	6/2000	Myrick	.....	52/63
D434,451 S		11/2000	Grimshaw	.....	D20/10
6,295,767 B1	*	10/2001	Barnhill, Jr. et al.	.....	52/36.2
D449,940 S	*	11/2001	Girard et al.	.....	D25/33
D452,710 S		1/2002	Ragot	.....	D20/10
D453,192 S		1/2002	Gentelia et al.	.....	D20/10
D455,789 S		4/2002	Schlueter	.....	D20/10
D461,463 S		8/2002	Oikawa et al.	.....	D14/204
D466,949 S		12/2002	Chang et al.	.....	D21/85

\* cited by examiner

*Primary Examiner*—Doris Clark

(74) *Attorney, Agent, or Firm*—Dorsey & Whitney LLP

(57) **CLAIM**

The ornamental design for a fuel storage enclosure, as shown and described.

**DESCRIPTION**

FIG. 1 is a front, top and right side perspective view of a fuel storage enclosure, showing my new design.

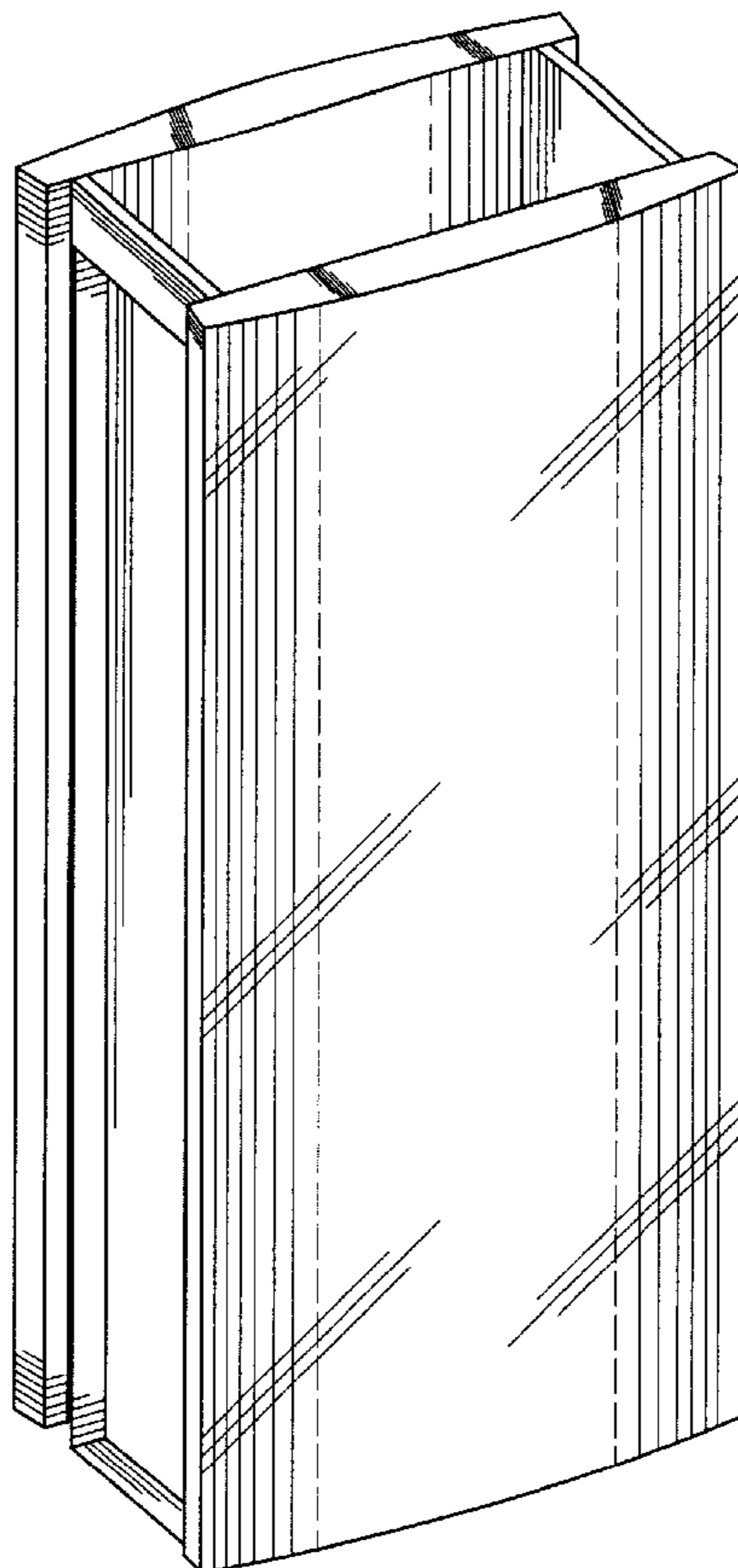
FIG. 2 is a top plan view thereof.

FIG. 3 is a front elevation view thereof.

FIG. 4 is a side elevation view thereof; and,

FIG. 5 is a rear elevation view thereof.

**1 Claim, 3 Drawing Sheets**



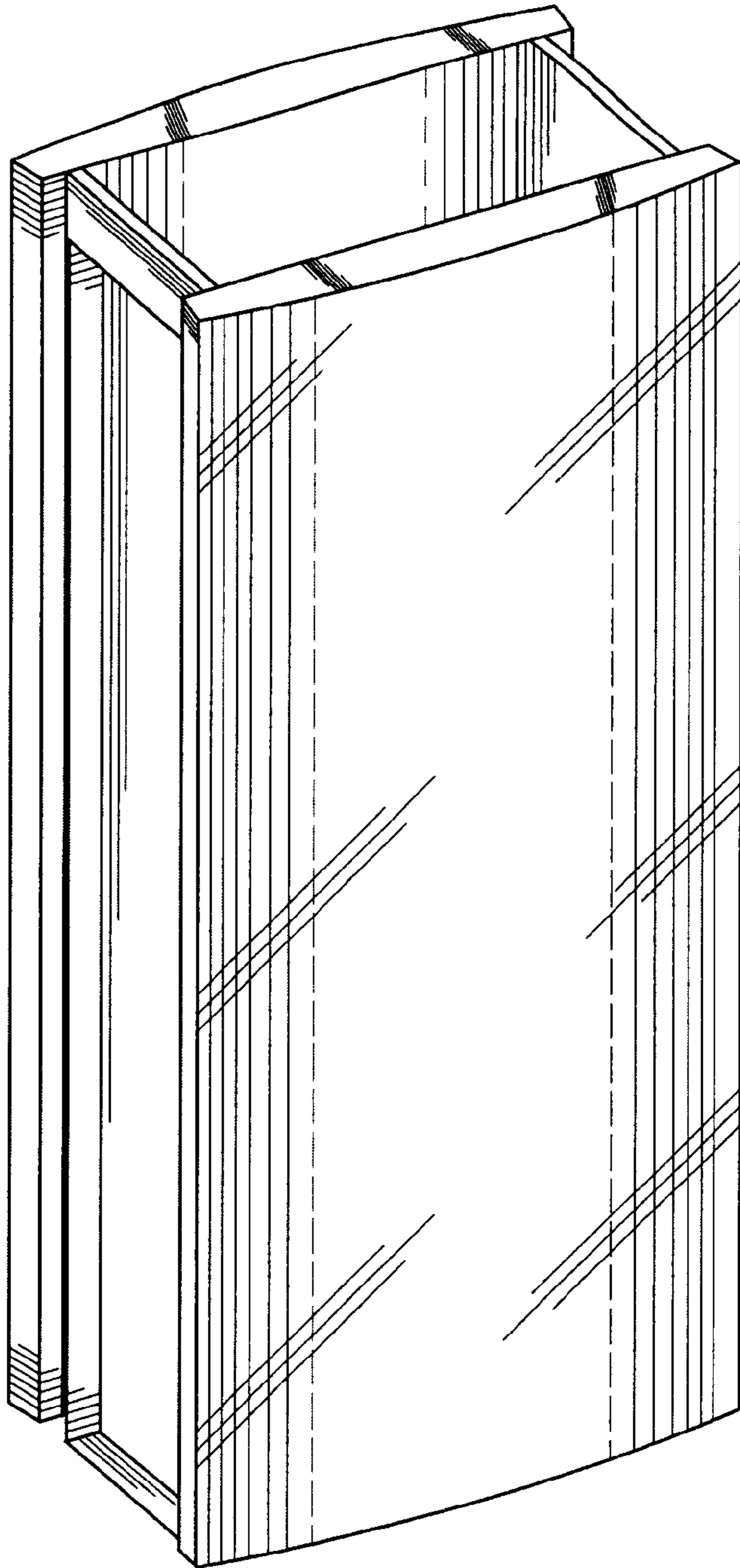


Fig. 1

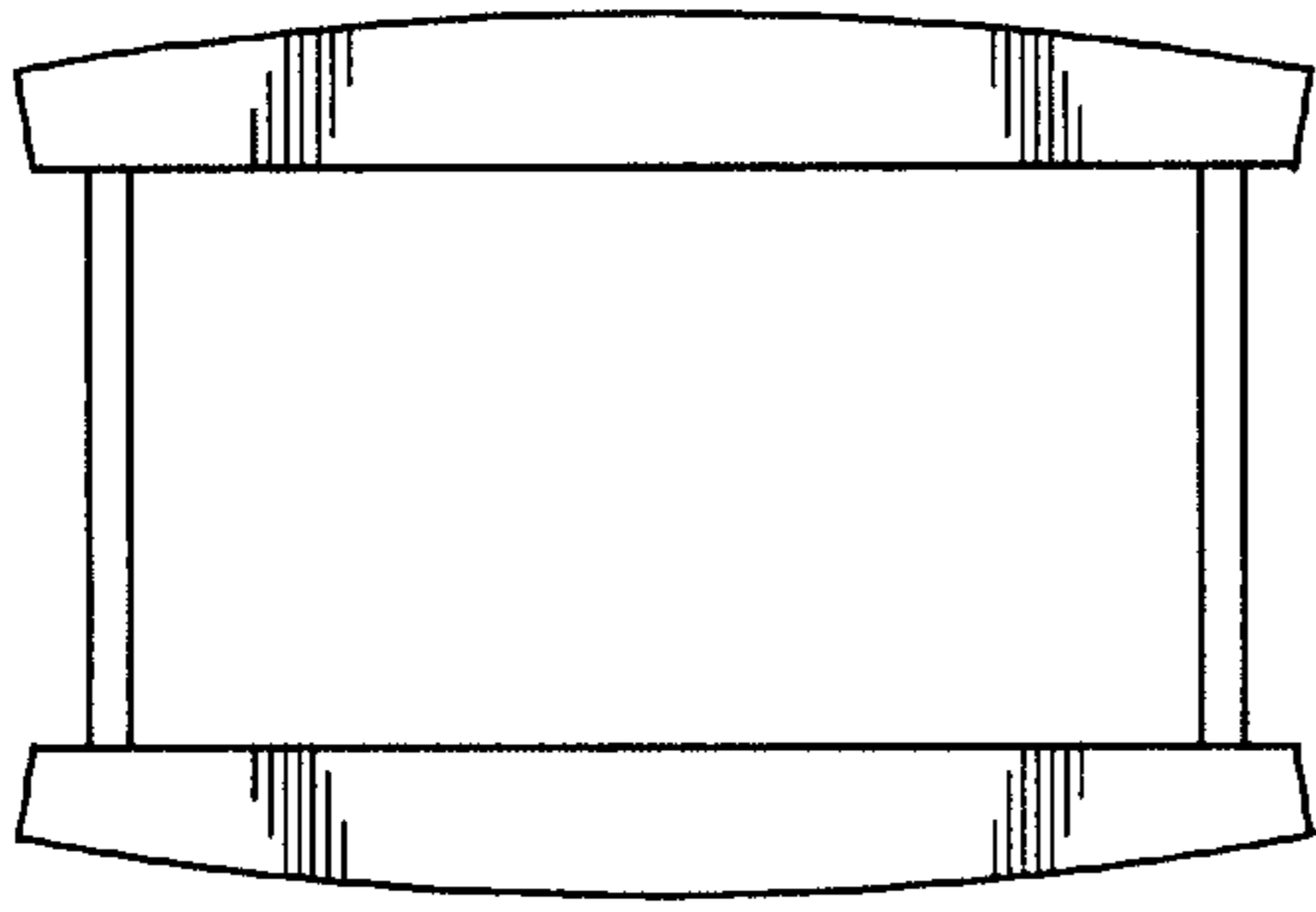


Fig. 2

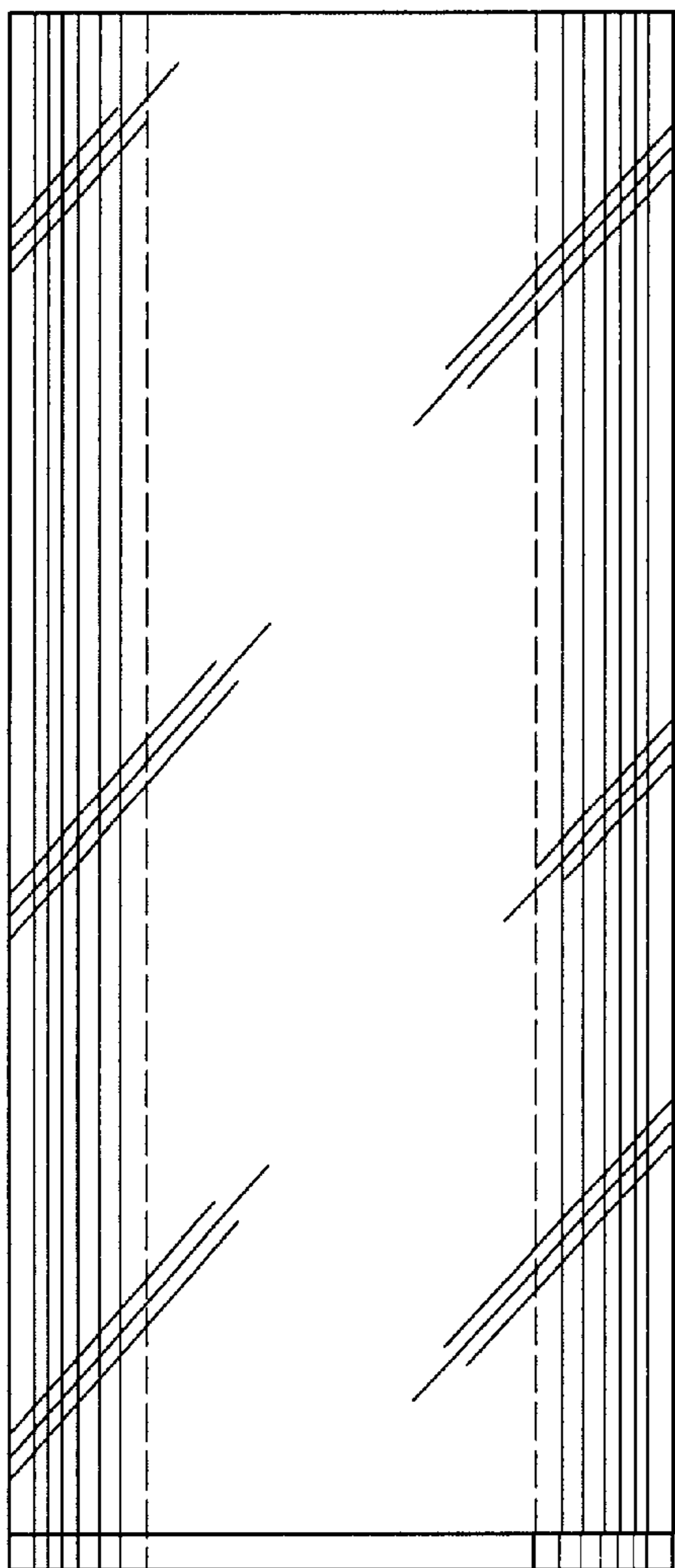


Fig. 3

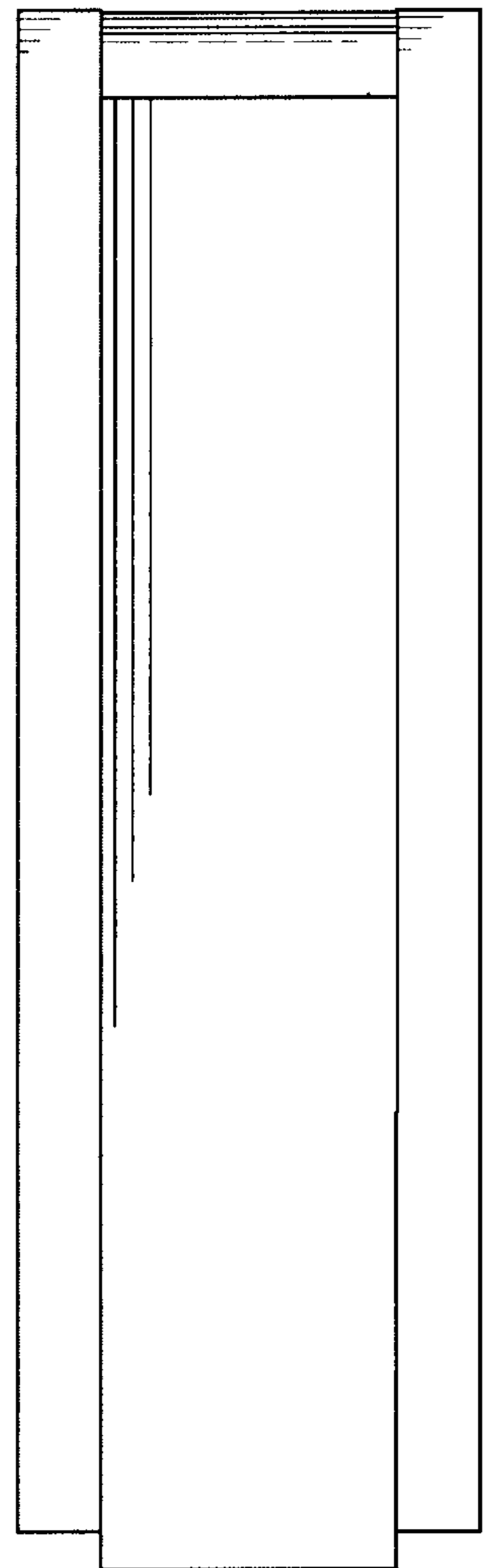


Fig. 4

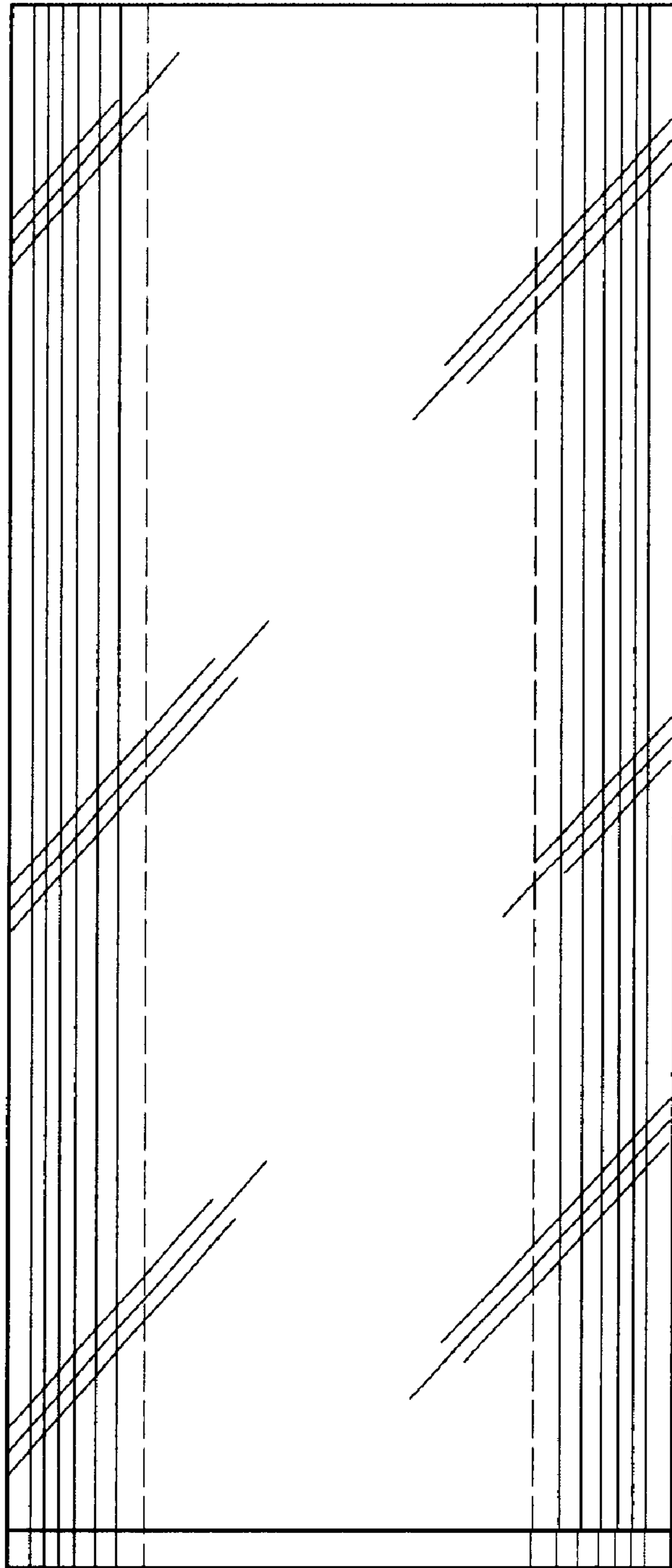


Fig. 5