



US00D487794S

(12) **United States Design Patent**  
**Price**

(10) **Patent No.:** **US D487,794 S**

(45) **Date of Patent:** **\*\* Mar. 23, 2004**

(54) **COMBINED ATHLETIC SHOOTING AID AND TRAINING DEVICE**

(76) **Inventor:** **Durell M. Price**, 1868 Fenmore Ave., Camarillo, CA (US) 93010

(\*\*) **Term:** **14 Years**

(21) **Appl. No.:** **29/180,799**

(22) **Filed:** **Apr. 29, 2003**

(51) **LOC (7) Cl.** ..... **22-04**

(52) **U.S. Cl.** ..... **D22/113**

(58) **Field of Search** ..... D22/112-115, D22/199; D21/302, 303, 306; 273/404, 403, 410, 407-409

(56) **References Cited**

**U.S. PATENT DOCUMENTS**

D214,456 S	*	6/1969	Linne	.....	D21/306
D300,162 S	*	3/1989	Ravalli et al.	.....	D22/113
D329,680 S	*	9/1992	Burn	.....	D22/113
D382,599 S	*	8/1997	Starrett	.....	D21/306

D392,687 S \* 3/1998 Wilson, Sr. .... D21/302

\* cited by examiner

*Primary Examiner*—Catherine R. Oliver  
(74) *Attorney, Agent, or Firm*—David O'Reilly

(57) **CLAIM**

The ornamental design for a combined athletic shooting aid and training device, substantially as shown and described.

**DESCRIPTION**

FIG. 1 is a front isometric view of a combined athletic shooting aid and training device according to the invention showing the new design installed in a surface mounted goal, indicated by the phantom lines which are not a part of the invention;

FIG. 2 is a rear isometric view thereof;

FIG. 3 is a front elevational view thereof;

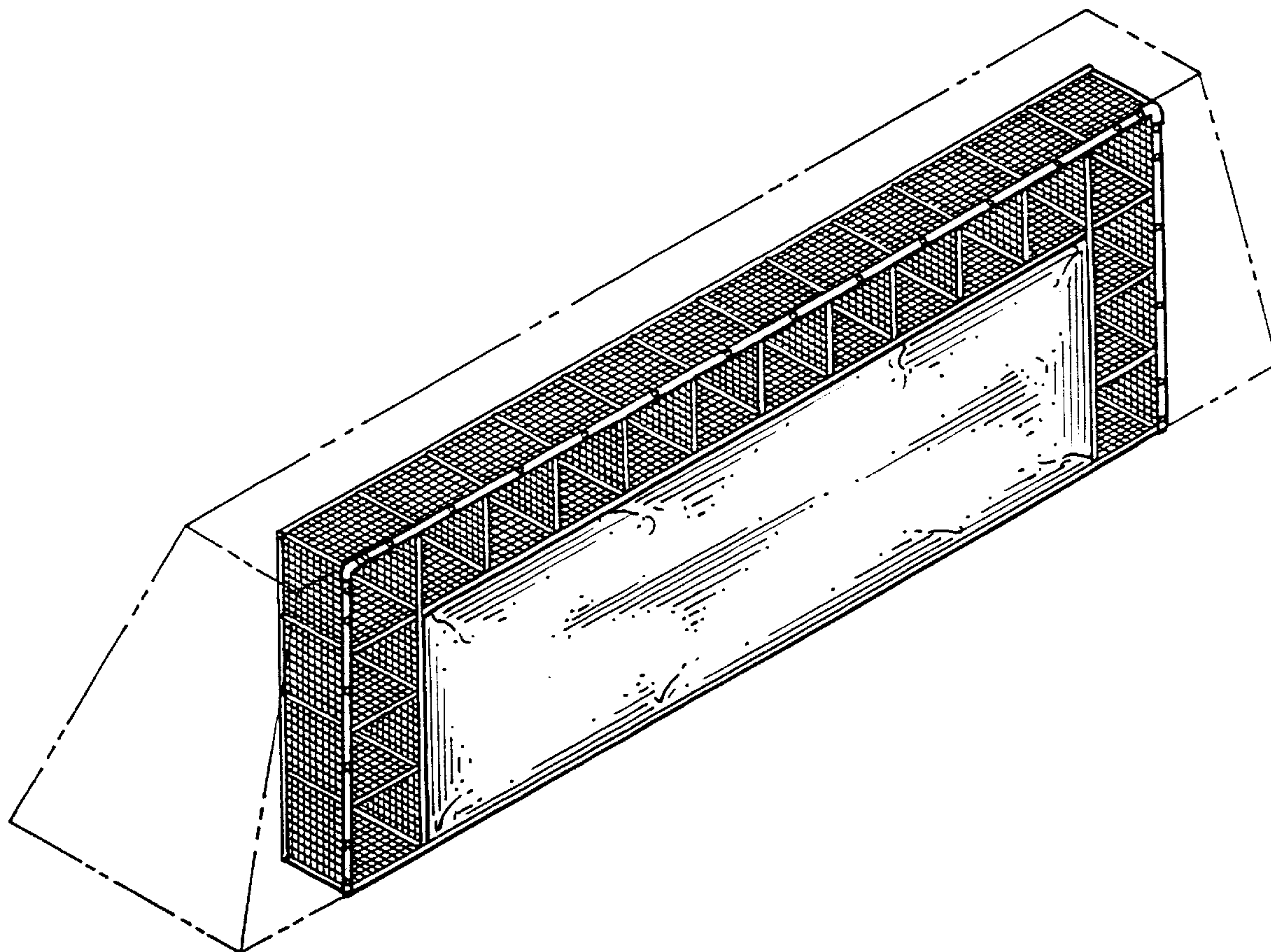
FIG. 4 is a right side elevational view, left side view being an identical mirror image thereof;

FIG. 5 is a top plan view thereof;

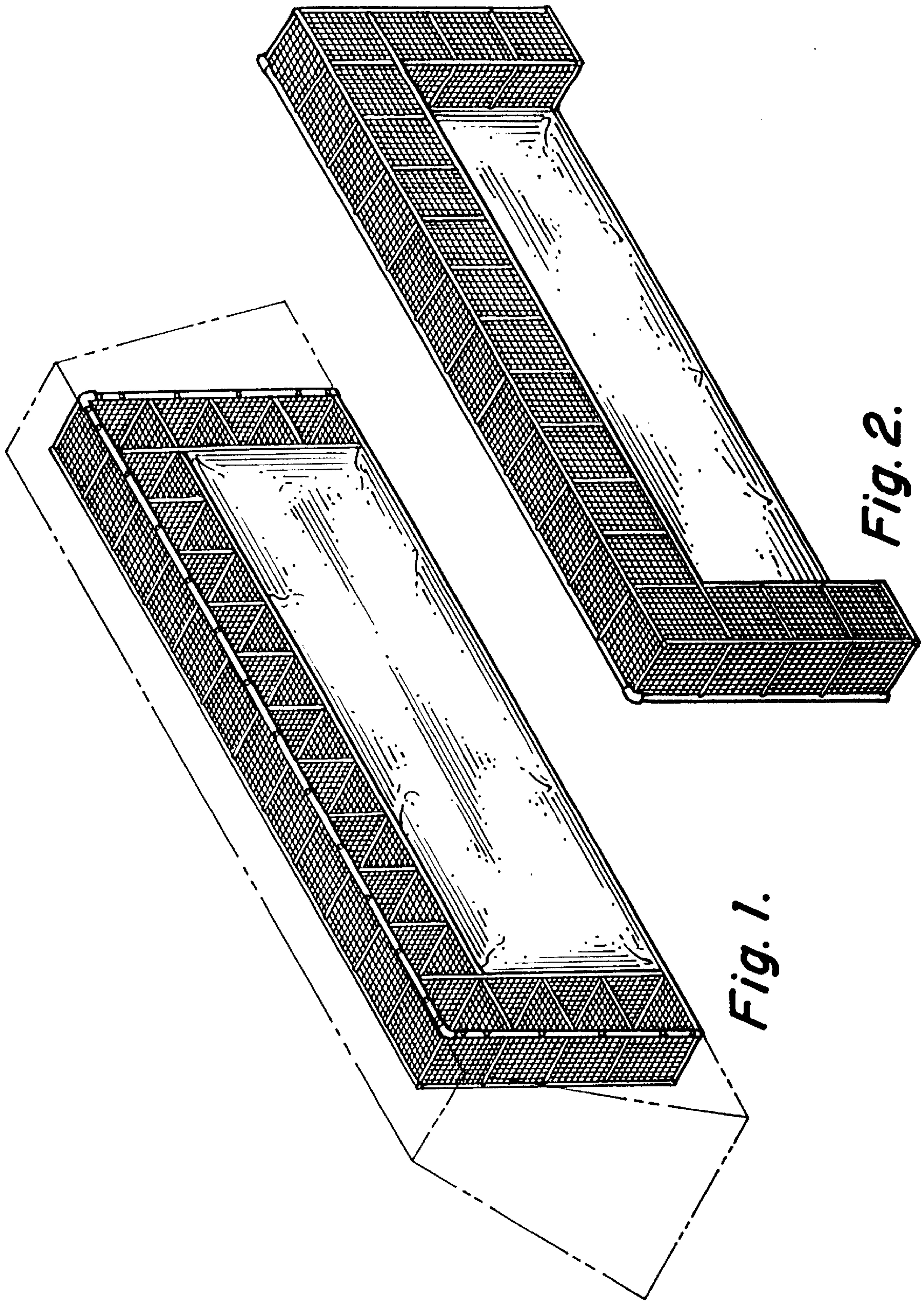
FIG. 6 is a bottom plan view thereof; and,

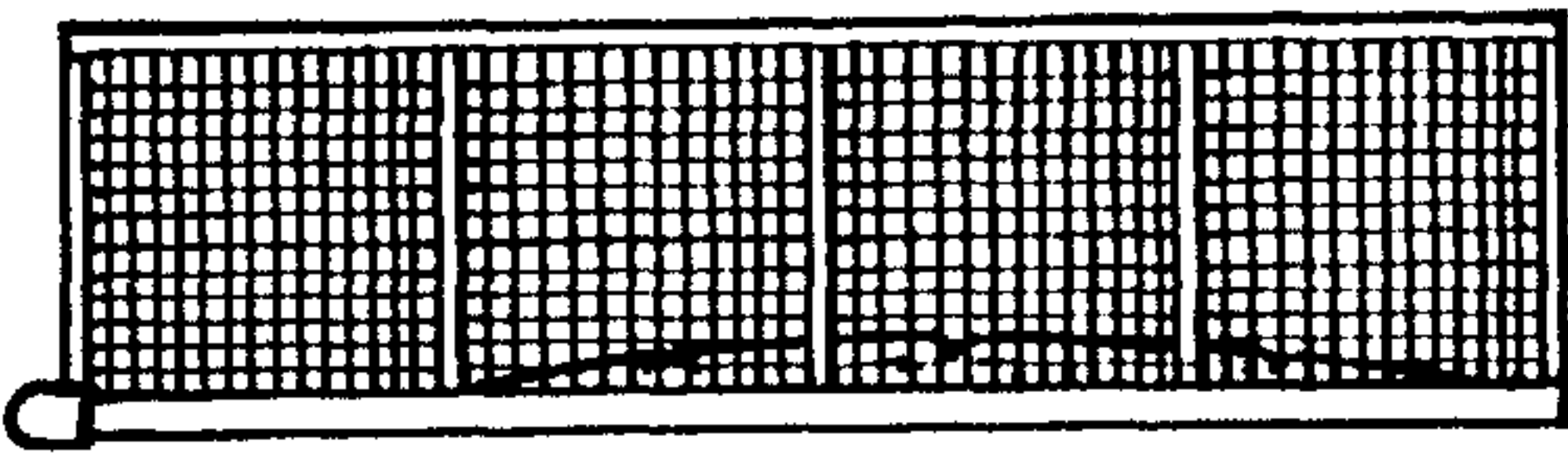
FIG. 7 is a rear elevational view thereof.

**1 Claim, 3 Drawing Sheets**






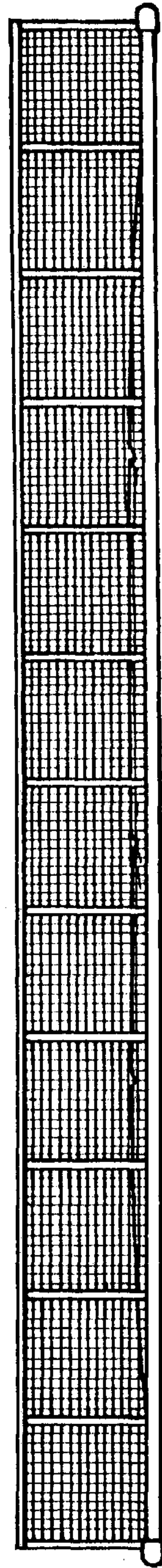




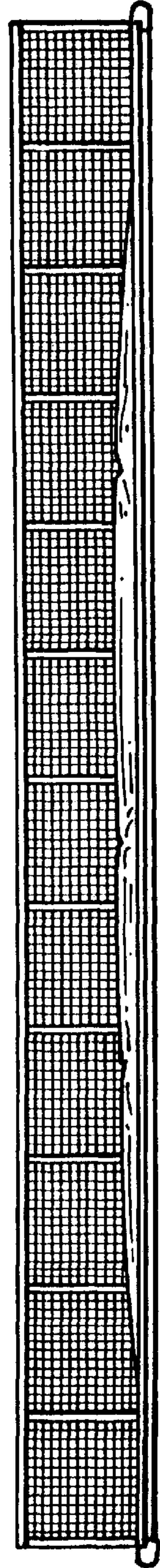
*Fig. 4.*



*Fig. 3.*




*Fig. 5.*



*Fig. 6.*





*Fig. 7.*